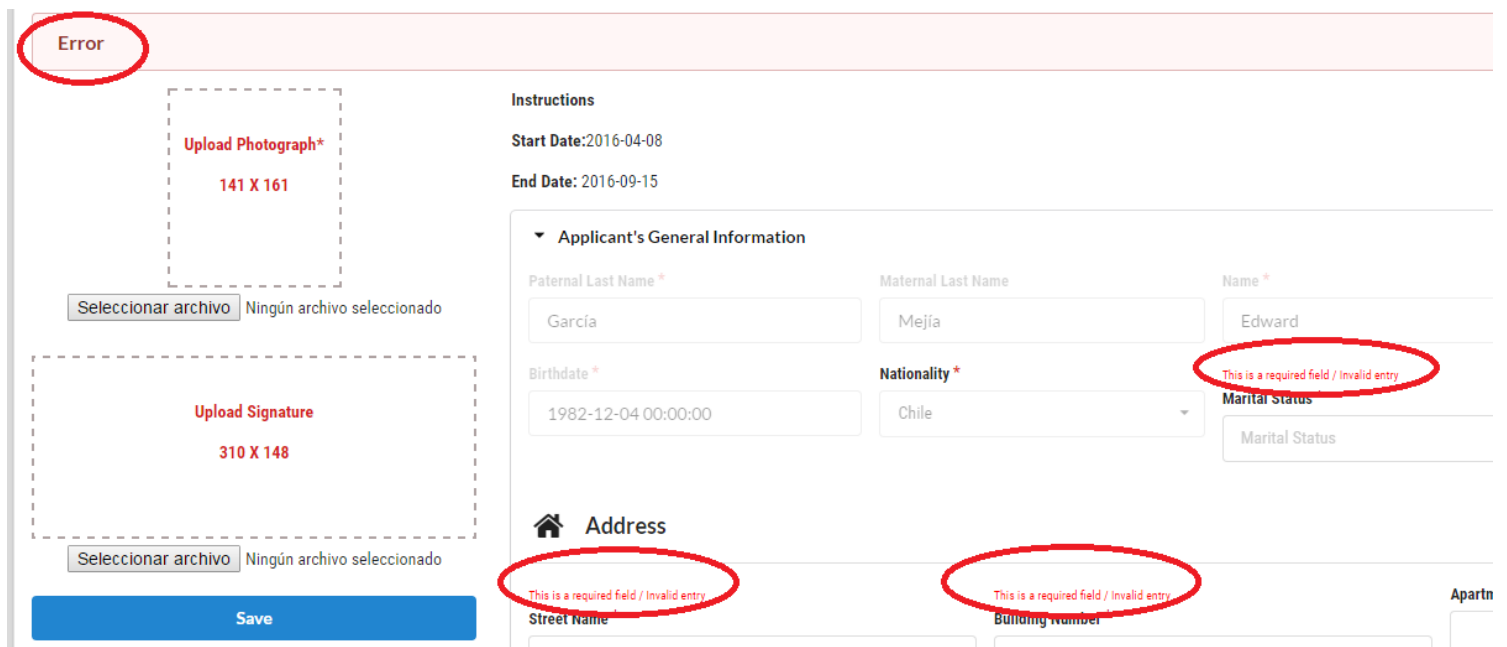


Frequently Asked Questions (FAQs)

1.- Each time you find an error message, as the one shown below, one or more of the fields has not been filled or has been filled incorrectly. The field will be marked in red:



Error

Upload Photograph*
141 X 161

Seleccionar archivo Ningún archivo seleccionado

Upload Signature
310 X 148

Seleccionar archivo Ningún archivo seleccionado

Save

Instructions
Start Date: 2016-04-08
End Date: 2016-09-15

Applicant's General Information

Paternal Last Name * García
Maternal Last Name Mejía
Name * Edward
Birthdate * 1982-12-04 00:00:00
Nationality * Chile
Marital Status
Marital Status

Address

This is a required field / Invalid entry
Street Name
This is a required field / Invalid entry
Building Number
Apartn

2.- The three actions performed by the three buttons are described below:

Save

1) To save the progress of the form, please press the "Save" button. It is advisable to do so before clicking on the "Apply" button.

Apply

2) Please press the "Apply" button to validate that all the information has been entered correctly. It is important to have the information previously saved to prevent data loss.

Cancel

3) Press the "Cancel" button to exit the form. This action does not delete nor cancel the registration of the application.

3.- Only **one** valid electronic address should be written on the e-mail field.

▸ Distinctions, Awards, and Grants

▼ In Case of Emergency

Notify: * Relationship * Country *

Telephone Number (Include Long Distance Code) * Email (enter only one valid address) * Fax

Address

Do not write two e-mails on the same field. Only a sole valid e-mail structure should be written.

▸ Distinctions, Awards, and Grants



▼ In Case of Emergency

Notify: * Relationship * Country *


Telephone Number (Include Long Distance Code) * Email (enter only one valid address) * Fax

Address

4.- The “status” field will display “Pre-Postulante” once the form has been filled correctly:

My Applications		
Status	Application/Program Name	Actions
Guardado	Estancias de Creación Artística	 Edit
Pre-Postulante	Profesores Visitantes	 Edit

5.- All fields with a **red asterisk (*)** must be filled.

 **Address**

Street Name *	Building Number *	Apartment Number
<input type="text"/>	<input type="text"/>	<input type="text"/>
Neighborhood	County	Municipality *
<input type="text"/>	<input type="text"/>	<input type="text"/>
Country	State *	Postal Code *
<input type="text" value="México"/>	<input type="text"/>	<input type="text"/>
Home Phone Number *	Office Phone Number	E-Mail**
<input type="text"/>	<input type="text"/>	<input type="text"/>

6.-These three fields must be filled regardless the answer:

Have you previously received a grant from the Mexican Government? * Yes No

Have you commenced your studies?* Yes No

Do you have some sort of support to carry out the activities for which you are soliciting the award?* Yes No

7.- This is a general registration form. Should you find any field that does not apply to your case, and is marked as mandatory, please fill them with N/A, in case that the field is destined for numbers please fill with 0.

Home Phone Number *	Office Phone Number
<input type="text" value="N/A"/>	<input type="text"/>
Grade Point Average *	
<input type="text" value="0"/>	

8.- In case of applying to any special programs, options for these programs will be shown in the end of the selection field:

▼ Activities to be Carried Out

Mexican Host Institution * **Campus *** **Host Program ***

Mexican Host Institution ▼	Campus ▼	Host Program ▼
Centro Cultural		
Escuela Arte		
Taller Artista Independiente		
Estancia de Creación Artística		
Institución Artística		
Organización Civil ▼		

Home Program *

Program End Date *