

Estadística de Flota Aérea Nacional

Primer Trimestre 2024



COMUNICACIONES

SECRETARÍA DE INFRAESTRUCTURA, COMUNICACIONES Y TRANSPORTES



AFAC

AGENCIA FEDERAL
DE AVIACIÓN CIVIL



2023
AÑO DE
Francisco
VILLA

EL REVOLUCIONARIO DEL PUEBLO

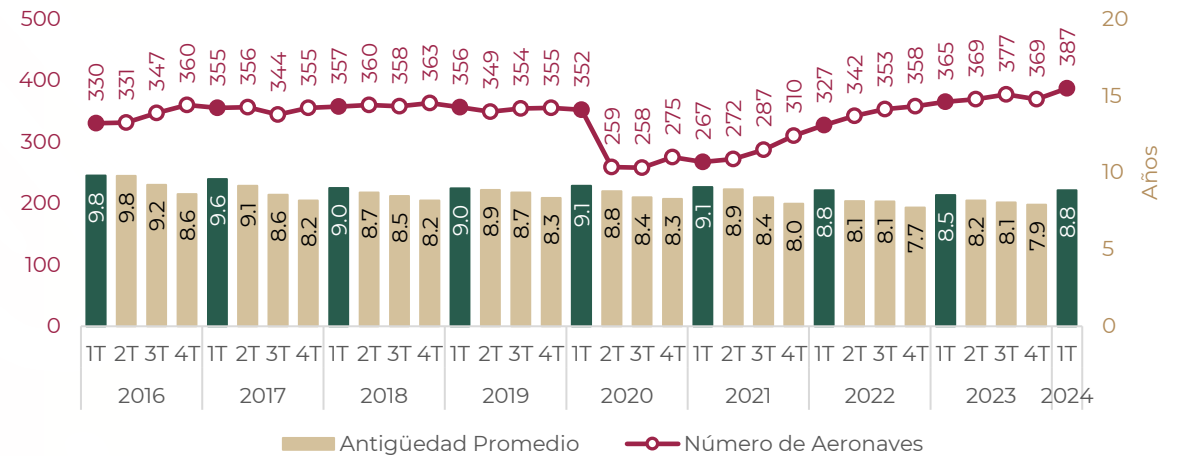
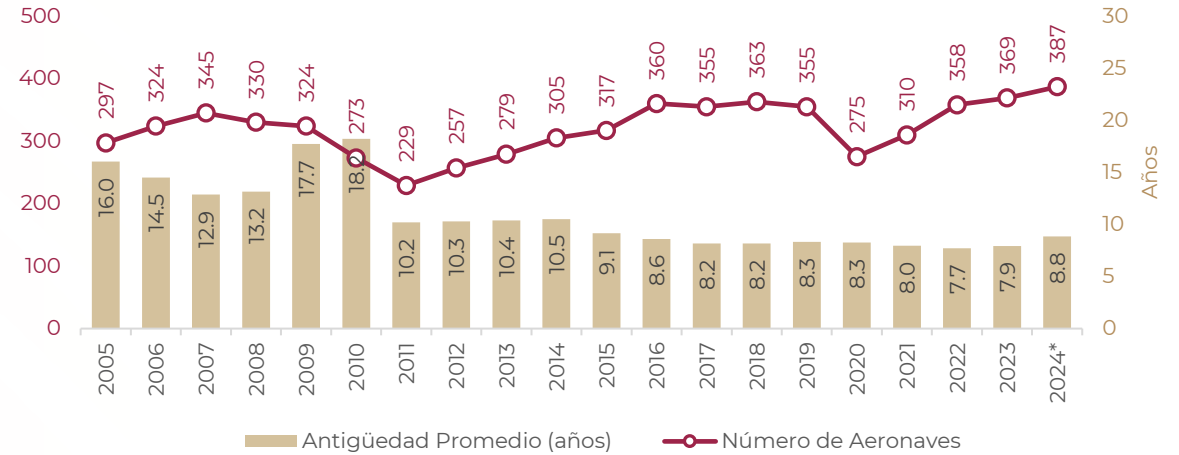
FLOTA AÉREA NACIONAL



Todas las cifras que se presentan a continuación corresponden al parque aeronáutico de las aerolíneas nacionales. Se contabilizan las aeronaves con por lo menos una operación de Aviación Regular en el trimestre correspondiente.

| Año | Número de Aeronaves | Antigüedad Promedio (años) |
|-------|---------------------|----------------------------|
| 2005 | 297 | 16.0 |
| 2006 | 324 | 14.5 |
| 2007 | 345 | 12.9 |
| 2008 | 330 | 13.2 |
| 2009 | 324 | 17.7 |
| 2010 | 273 | 18.2 |
| 2011 | 229 | 10.2 |
| 2012 | 257 | 10.3 |
| 2013 | 279 | 10.4 |
| 2014 | 305 | 10.5 |
| 2015 | 317 | 9.1 |
| 2016 | 360 | 8.6 |
| 2017 | 355 | 8.2 |
| 2018 | 363 | 8.2 |
| 2019 | 355 | 8.3 |
| 2020 | 275 | 8.3 |
| 2021 | 310 | 8.0 |
| 2022 | 358 | 7.7 |
| 2023 | 369 | 7.9 |
| 2024* | 387 | 8.8 |

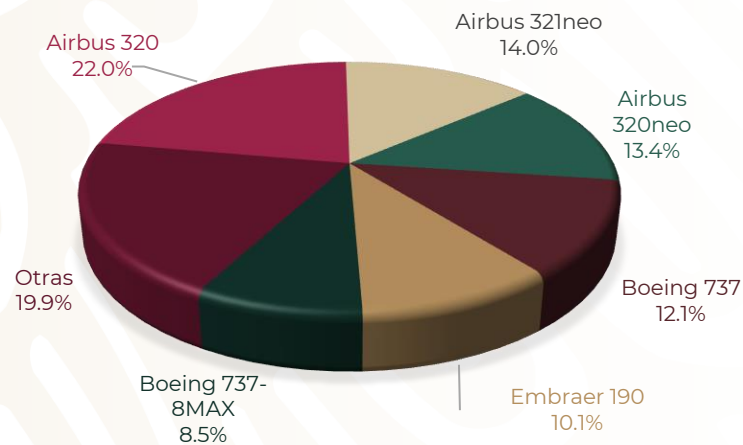
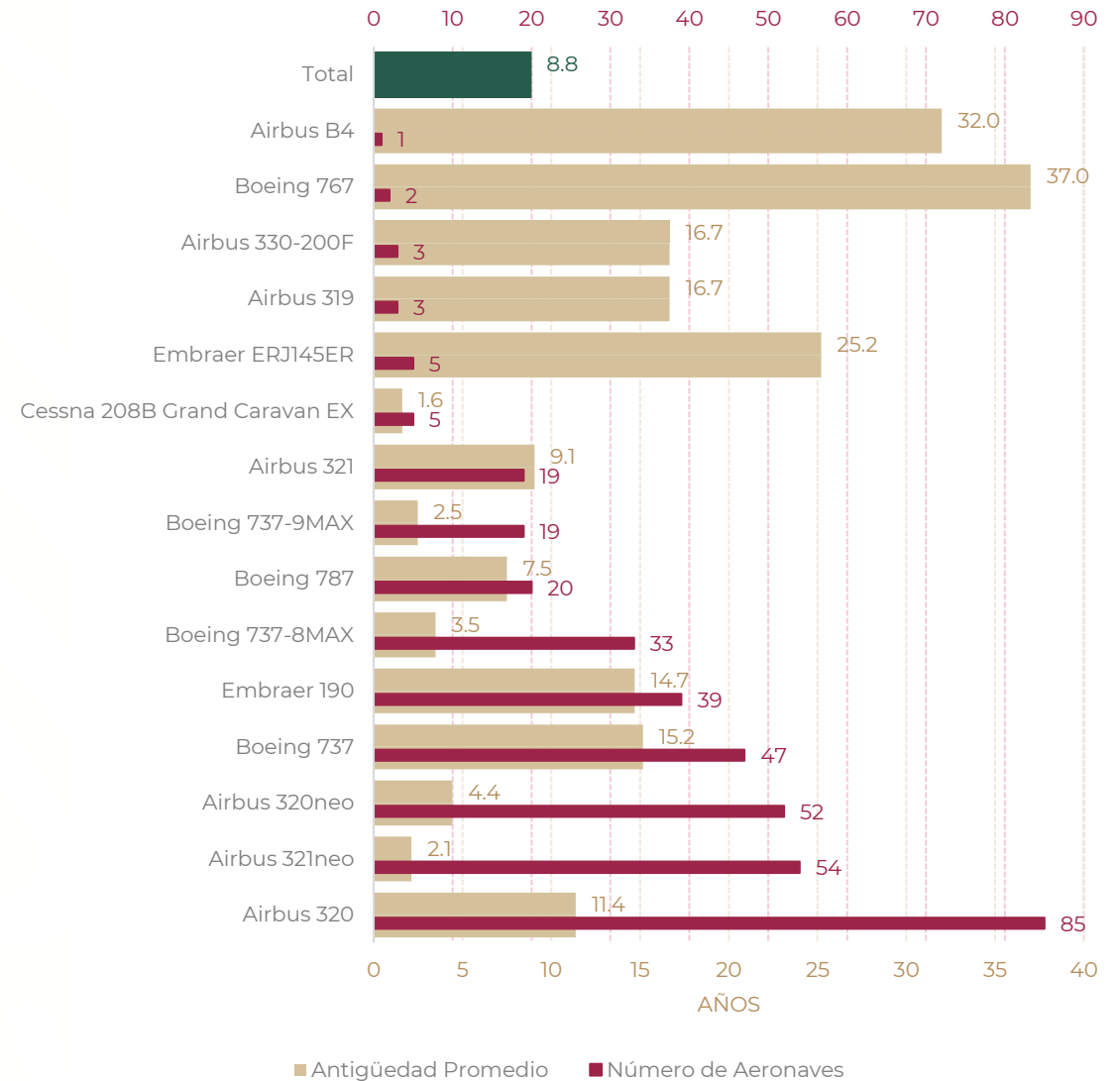
Datos del cuarto trimestre de cada año, excepto 2024, con datos al Primer Trimestre



POR TIPO DE AERONAVE



| Modelo de Aeronave | Número de Aeronaves | Antigüedad Promedio |
|---------------------|---------------------|---------------------|
| Airbus 320 | 85 | 11.4 |
| Airbus 321neo | 54 | 2.1 |
| Airbus 320neo | 52 | 4.4 |
| Boeing 737 | 47 | 15.2 |
| Embraer 190 | 39 | 14.7 |
| Boeing 737-8MAX | 33 | 3.5 |
| Boeing 787 | 20 | 7.5 |
| Boeing 737-9MAX | 19 | 2.5 |
| Airbus 321 | 19 | 9.1 |
| Cessna 208B Grand C | 5 | 1.6 |
| Embraer ERJ145ER | 5 | 25.2 |
| Airbus 319 | 3 | 16.7 |
| Airbus 330-200F | 3 | 16.7 |
| Boeing 767 | 2 | 37.0 |
| Airbus B4 | 1 | 32.0 |
| Total | 387 | 8.8 |

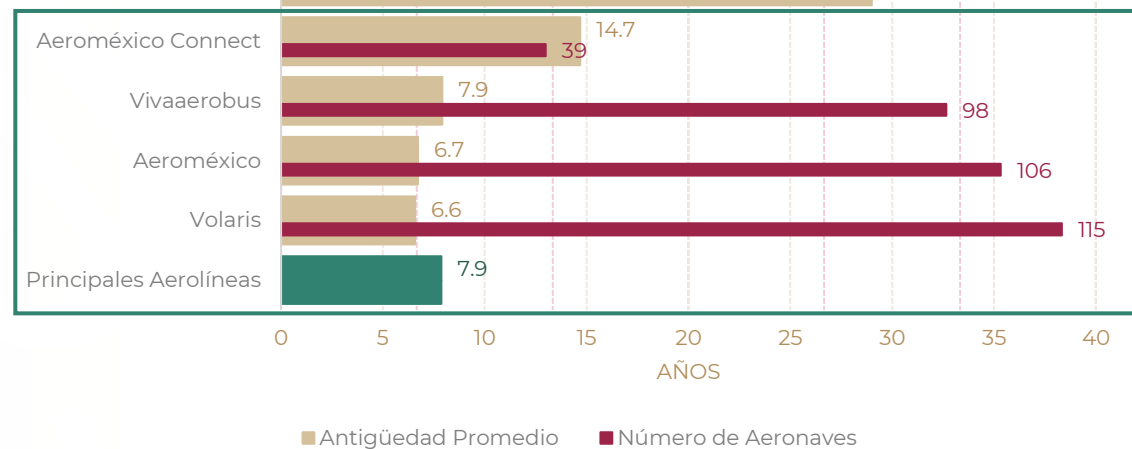
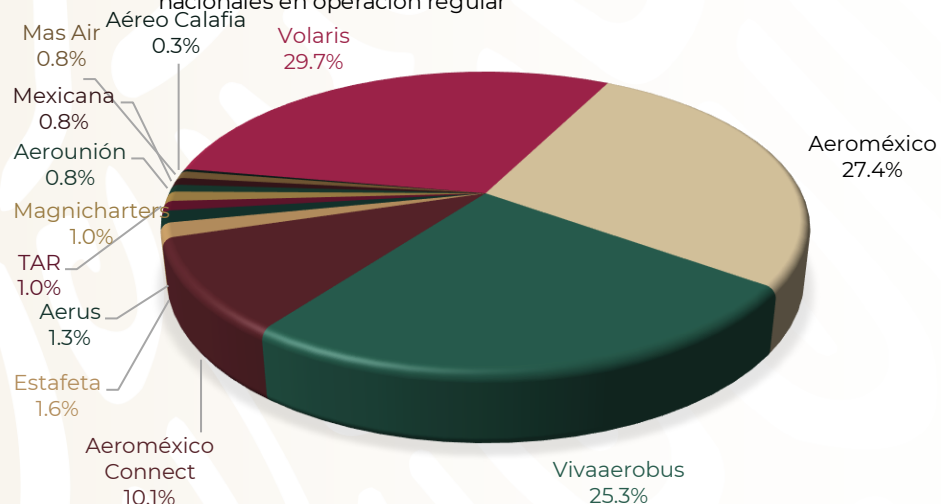
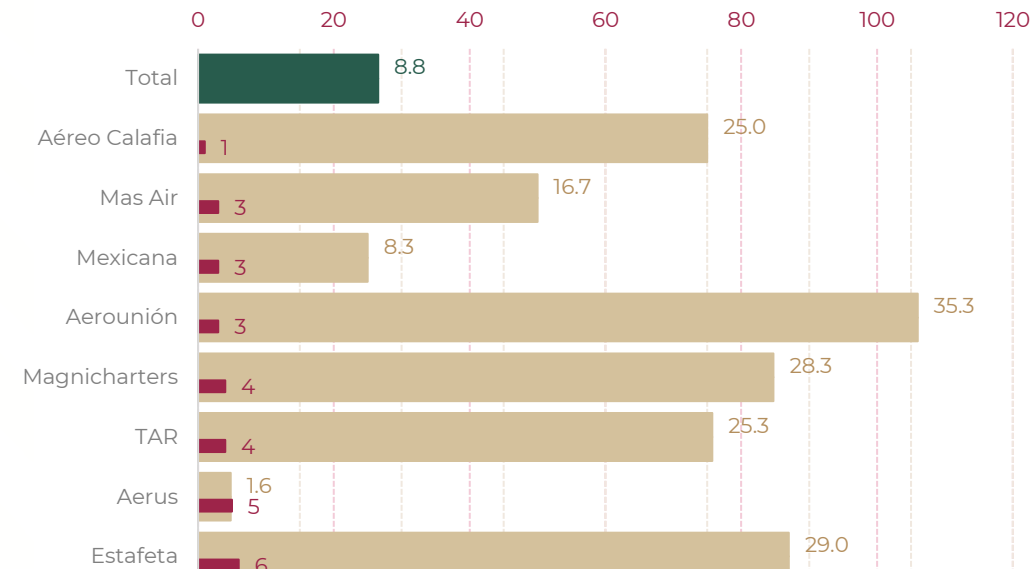


POR EMPRESA



| Aerolínea | Número de Aeronaves | Antigüedad Promedio |
|--------------------|---------------------|---------------------|
| Volaris | 115 | 6.6 |
| Aeroméxico | 106 | 6.7 |
| Vivaerobus | 98 | 7.9 |
| Aeroméxico Connect | 39 | 14.7 |
| Estafeta | 6 | 29.0 |
| Aerus | 5 | 1.6 |
| TAR | 4 | 25.3 |
| Magnicharters | 4 | 28.3 |
| Aerounión | 3 | 35.3 |
| Mexicana | 3 | 8.3 |
| Mas Air | 3 | 16.7 |
| Aéreo Calafia | 1 | 8.8 |
| Total | 387 | 8.8 |

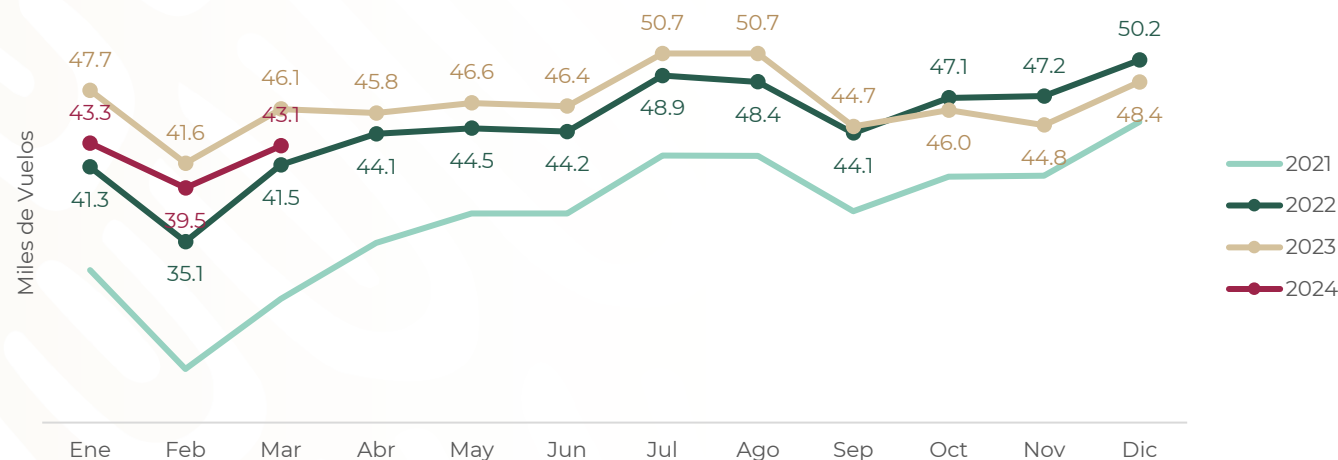
NOTA: Solo se consideran las aeronaves de las aerolíneas nacionales en operación regular



OPERACIONES



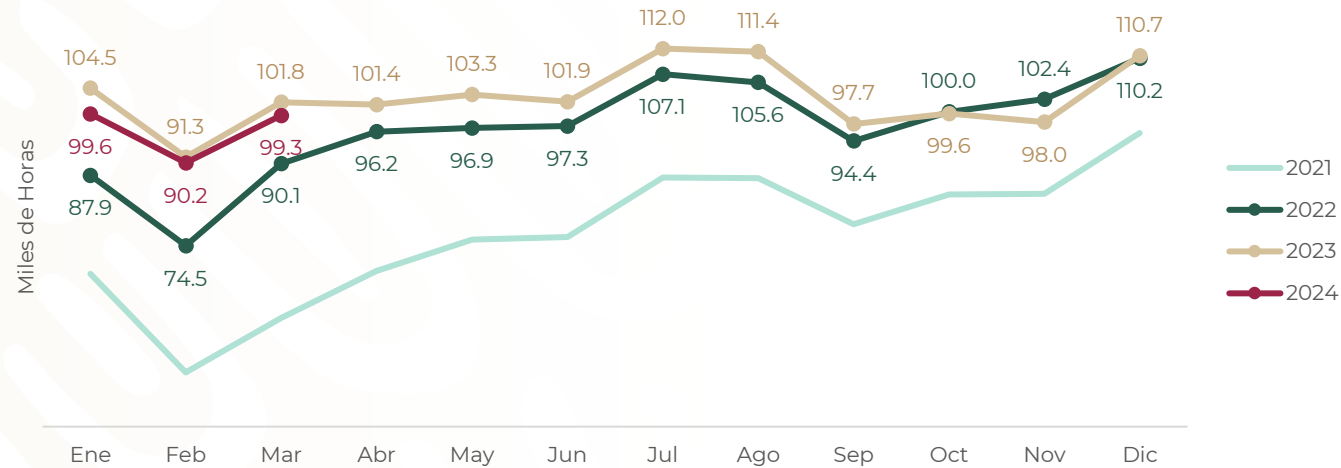
| Modelo de Aeronave | ene-24 | feb-24 | mar-24 | abr-24 | may-24 | jun-24 | jul-24 | ago-24 | sep-24 | oct-24 | nov-24 | dic-24 | Total |
|---------------------|---------------|---------------|---------------|--------|--------|--------|--------|--------|--------|--------|--------|--------|----------------|
| Airbus 320 | 9,749 | 9,917 | 11,711 | | | | | | | | | | 31,377 |
| Airbus 321neo | 7,488 | 5,743 | 5,808 | | | | | | | | | | 19,039 |
| Embraer 190 | 6,056 | 5,110 | 5,120 | | | | | | | | | | 16,286 |
| Airbus 320neo | 5,202 | 4,118 | 4,589 | | | | | | | | | | 13,909 |
| Boeing 737 | 4,858 | 4,126 | 4,537 | | | | | | | | | | 13,521 |
| Boeing 737-8MAX | 4,012 | 3,610 | 3,905 | | | | | | | | | | 11,527 |
| Airbus 321 | 2,935 | 2,577 | 2,745 | | | | | | | | | | 8,257 |
| Boeing 737-9MAX | 671 | 2,346 | 2,521 | | | | | | | | | | 5,538 |
| Boeing 787 | 948 | 802 | 901 | | | | | | | | | | 2,651 |
| Cessna 208B Grand C | 522 | 483 | 452 | | | | | | | | | | 1,457 |
| Embraer ERJ145ER | 464 | 463 | 423 | | | | | | | | | | 1,350 |
| Airbus 319 | 178 | 27 | 141 | | | | | | | | | | 346 |
| Airbus 330-200F | 108 | 125 | 99 | | | | | | | | | | 332 |
| Airbus B4 | 19 | 67 | 81 | | | | | | | | | | 167 |
| Boeing 767 | 71 | 32 | 17 | | | | | | | | | | 120 |
| Total | 43,281 | 39,546 | 43,050 | - | - | - | - | - | - | - | - | - | 125,877 |



HORAS DE VUELO



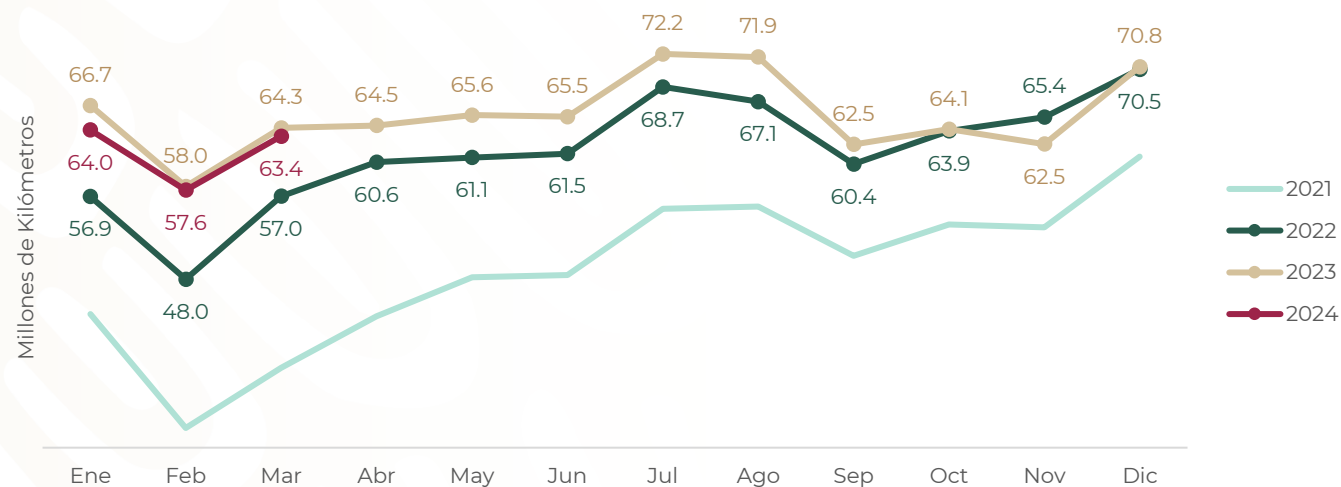
| Modelo de Aeronave | ene-24 | feb-24 | mar-24 | abr-24 | may-24 | jun-24 | jul-24 | ago-24 | sep-24 | oct-24 | nov-24 | dic-24 | Total |
|----------------------|---------------|---------------|---------------|--------|--------|--------|--------|--------|--------|--------|--------|--------|----------------|
| Airbus 320 | 19,660 | 19,704 | 22,655 | | | | | | | | | | 62,019 |
| Airbus 321neo | 14,286 | 11,521 | 11,939 | | | | | | | | | | 37,746 |
| Boeing 737-8MAX | 13,053 | 11,110 | 11,856 | | | | | | | | | | 36,019 |
| Airbus 320neo | 12,232 | 9,520 | 10,672 | | | | | | | | | | 32,423 |
| Boeing 737 | 11,791 | 8,628 | 10,150 | | | | | | | | | | 30,569 |
| Embraer 190 | 10,169 | 8,711 | 9,225 | | | | | | | | | | 28,104 |
| Boeing 787 | 8,868 | 7,739 | 8,655 | | | | | | | | | | 25,262 |
| Boeing 737-9MAX | 2,087 | 6,432 | 6,908 | | | | | | | | | | 15,427 |
| Airbus 321 | 5,059 | 4,638 | 4,941 | | | | | | | | | | 14,638 |
| Cessna 208B Grand C: | 735 | 731 | 690 | | | | | | | | | | 2,156 |
| Airbus 330-200F | 539 | 621 | 526 | | | | | | | | | | 1,685 |
| Embraer ERJ145ER | 555 | 565 | 508 | | | | | | | | | | 1,628 |
| Airbus 319 | 330 | 55 | 315 | | | | | | | | | | 700 |
| Airbus B4 | 46 | 187 | 207 | | | | | | | | | | 440 |
| Boeing 767 | 175 | 87 | 45 | | | | | | | | | | 308 |
| Total | 99,585 | 90,248 | 99,290 | - | - | - | - | - | - | - | - | - | 289,123 |




KILÓMETROS VOLADOS



| Modelo de Aeronave | ene-24 | feb-24 | mar-24 | abr-24 | may-24 | jun-24 | jul-24 | ago-24 | sep-24 | oct-24 | nov-24 | dic-24 | Total |
|----------------------|-------------------|-------------------|-------------------|--------|--------|--------|--------|--------|--------|--------|--------|--------|--------------------|
| Airbus 320 | 13,842,422 | 13,804,833 | 15,678,195 | | | | | | | | | | 43,325,450 |
| Airbus 321neo | 10,095,136 | 8,204,185 | 8,464,981 | | | | | | | | | | 26,764,302 |
| Airbus 320neo | 8,772,815 | 6,781,131 | 7,592,947 | | | | | | | | | | 23,146,893 |
| Boeing 737-8MAX | 7,628,771 | 6,472,321 | 6,798,975 | | | | | | | | | | 20,900,067 |
| Boeing 787 | 7,006,879 | 6,167,073 | 6,880,502 | | | | | | | | | | 20,054,454 |
| Boeing 737 | 6,407,196 | 4,444,832 | 5,359,311 | | | | | | | | | | 16,211,339 |
| Embraer 190 | 4,450,423 | 3,891,702 | 4,236,966 | | | | | | | | | | 12,579,091 |
| Airbus 321 | 3,475,028 | 3,203,631 | 3,407,938 | | | | | | | | | | 10,086,597 |
| Boeing 737-9MAX | 1,187,331 | 3,546,717 | 3,783,084 | | | | | | | | | | 8,517,132 |
| Airbus 330-200F | 366,432 | 422,136 | 369,740 | | | | | | | | | | 1,158,308 |
| Embraer ERJ145ER | 254,773 | 258,662 | 228,323 | | | | | | | | | | 741,758 |
| Cessna 208B Grand C: | 163,072 | 167,582 | 155,610 | | | | | | | | | | 486,264 |
| Airbus 319 | 225,462 | 37,620 | 222,654 | | | | | | | | | | 485,736 |
| Airbus B4 | 33,136 | 129,931 | 150,867 | | | | | | | | | | 313,934 |
| Boeing 767 | 122,766 | 62,035 | 34,041 | | | | | | | | | | 218,842 |
| Total | 64,031,642 | 57,594,391 | 63,364,134 | - | - | - | - | - | - | - | - | - | 184,990,167 |



El 25 de julio de 2023, RTX Corporation (anteriormente Raytheon Technologies), matriz de Pratt & Whitney, anunció la inspección acelerada a la flota de motores PW1100G-JM producidos entre el cuarto trimestre de 2015 y el tercer trimestre de 2021. Los motores son utilizados en aeronaves Airbus 320neo, por lo que se tuvieron afectaciones en el número de operaciones que realizaron estas aeronaves.



SCAN ME

Más estadísticas disponibles en:

<https://www.gob.mx/afac/acciones-y-programas/estadisticas-280404>



COMUNICACIONES
SECRETARÍA DE INFRAESTRUCTURA, COMUNICACIONES Y TRANSPORTES



AFAC
AGENCIA FEDERAL
DE AVIACIÓN CIVIL