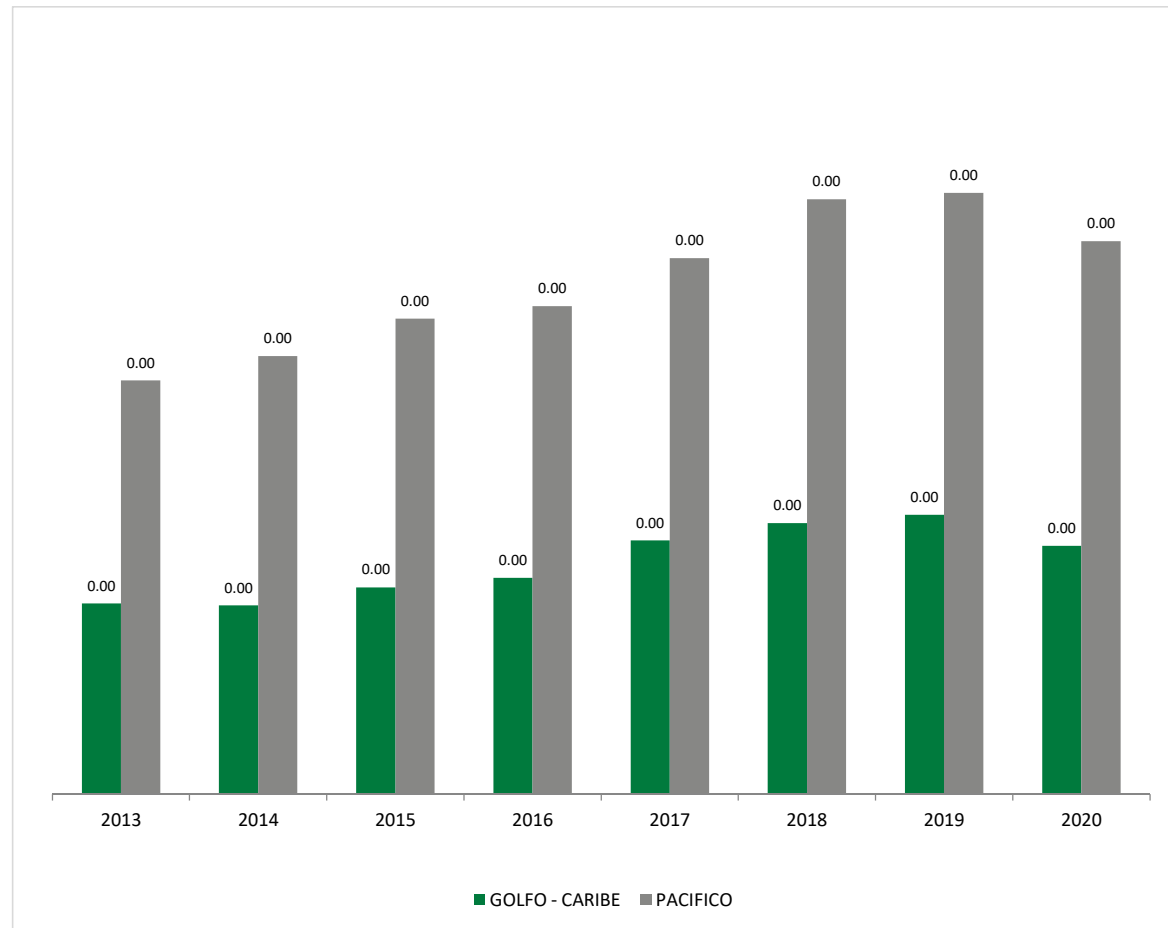


**SERIE HISTORICA DE CONTENEDORES**  
(TEUS)  
**TOTAL**

| PUERTO                      | 2013             | 2014             | 2015             | 2016             | 2017             | 2018             | 2019             | 2020             |
|-----------------------------|------------------|------------------|------------------|------------------|------------------|------------------|------------------|------------------|
| <b>ALTURA</b>               | <b>4,875,281</b> | <b>5,058,631</b> | <b>5,502,392</b> | <b>5,680,213</b> | <b>6,368,350</b> | <b>6,983,400</b> | <b>7,100,739</b> | <b>6,458,410</b> |
| <b>PACIFICO</b>             | <b>3,337,708</b> | <b>3,535,512</b> | <b>3,833,509</b> | <b>3,936,372</b> | <b>4,320,773</b> | <b>4,796,238</b> | <b>4,847,968</b> | <b>4,455,947</b> |
| ENSENADA, B.C.              | 131,054          | 139,938          | 193,420          | 191,708          | 230,185          | 272,587          | 337,738          | 384,331          |
| GUAYMAS, SON.               | 8,370            | 9,745            | 8,390            | 12,710           | 16,031           | 28,971           | 20,975           | 15,882           |
| MAZATLAN, SIN.              | 28,094           | 33,977           | 35,906           | 35,228           | 46,247           | 45,685           | 46,772           | 38,707           |
| MANZANILLO, COL.            | 2,118,186        | 2,355,149        | 2,537,046        | 2,578,700        | 2,830,370        | 3,078,513        | 3,069,067        | 2,909,454        |
| LAZARO CARDENAS, MICH.      | 1,051,183        | 996,654          | 1,058,747        | 1,115,452        | 1,149,079        | 1,314,798        | 1,318,732        | 1,063,675        |
| SALINA CRUZ, OAX.           | 59               | 49               | -                | 310              | 1,159            | 1,376            | 1,672            | 1,606            |
| PUERTO CHIAPAS, CHIS.       | 762              | -                | -                | 2,264            | 47,702           | 54,308           | 53,012           | 42,292           |
| <b>GOLFO - CARIBE</b>       | <b>1,537,573</b> | <b>1,523,119</b> | <b>1,668,883</b> | <b>1,743,841</b> | <b>2,047,577</b> | <b>2,187,162</b> | <b>2,252,771</b> | <b>2,002,463</b> |
| ALTAMIRA, TAMPS.            | 597,760          | 599,357          | 647,369          | 684,927          | 803,222          | 820,090          | 877,396          | 762,320          |
| TAMPICO, TAMPS.             | 300              | 161              | 124              | 475              | 926              | 4,593            | 11,698           | 15,439           |
| TUXPAN, VER.                | -                | 23               | 4                | 199              | 5,472            | 11,835           | 39,589           | 40,769           |
| VERACRUZ, VER.              | 866,966          | 847,370          | 931,812          | 965,294          | 1,117,304        | 1,176,253        | 1,144,156        | 1,005,936        |
| COATZACOALCOS, VER.         | -                | 689              | 11,339           | 14,480           | 19,990           | 19,122           | 17,722           | 23,950           |
| DOS BOCAS, TAB.             | 6                | 38               | 34               | 47               | -                | -                | 2                | -                |
| PROGRESO, YUC.              | 64,928           | 65,583           | 67,653           | 67,842           | 91,318           | 146,362          | 153,319          | 148,885          |
| PUERTO MORELOS, Q. ROO      | 7,613            | 9,898            | 10,548           | 10,577           | 9,345            | 8,907            | 8,889            | 5,164            |
| <b>CABOTAJE</b>             | <b>-</b>         | <b>4</b>         | <b>4,096</b>     | <b>270</b>       | <b>3,278</b>     | <b>3,987</b>     | <b>5,134</b>     | <b>4,955</b>     |
| <b>PACIFICO</b>             | <b>-</b>         | <b>-</b>         | <b>4,096</b>     | <b>266</b>       | <b>3,278</b>     | <b>3,985</b>     | <b>5,134</b>     | <b>4,902</b>     |
| ENSENADA, B.C.              | -                | -                | -                | -                | -                | -                | -                | -                |
| GUAYMAS, SON.               | -                | -                | 2                | -                | -                | -                | -                | -                |
| MAZATLAN, SIN.              | -                | -                | -                | 57               | 2,133            | 2,504            | 3,339            | 3,165            |
| MANZANILLO, COL.            | -                | -                | 4,094            | 122              | -                | -                | 116              | 178              |
| LAZARO CARDENAS, MICH.      | -                | -                | -                | -                | -                | -                | -                | -                |
| SALINA CRUZ, OAX.           | -                | -                | -                | 87               | 1,145            | 1,481            | 1,679            | 1,559            |
| PUERTO CHIAPAS, CHIS.       | -                | -                | -                | -                | -                | -                | -                | -                |
| <b>GOLFO - CARIBE</b>       | <b>-</b>         | <b>4</b>         | <b>-</b>         | <b>4</b>         | <b>-</b>         | <b>2</b>         | <b>-</b>         | <b>53</b>        |
| ALTAMIRA, TAMPS.            | -                | -                | -                | 4                | -                | 2                | -                | -                |
| TAMPICO, TAMPS.             | -                | -                | -                | -                | -                | -                | -                | 27               |
| TUXPAN, VER.                | -                | -                | -                | -                | -                | -                | -                | -                |
| VERACRUZ, VER.              | -                | -                | -                | -                | -                | -                | -                | -                |
| COATZACOALCOS, VER.         | -                | -                | -                | -                | -                | -                | -                | -                |
| DOS BOCAS, TAB.             | -                | 4                | -                | -                | -                | -                | -                | -                |
| PROGRESO, YUC.              | -                | -                | -                | -                | -                | -                | -                | 26               |
| PUERTO MORELOS, Q. ROO      | -                | -                | -                | -                | -                | -                | -                | -                |
| <b>TOTAL PACIFICO</b>       | <b>3,337,708</b> | <b>3,535,512</b> | <b>3,837,605</b> | <b>3,936,638</b> | <b>4,324,051</b> | <b>4,800,223</b> | <b>4,853,102</b> | <b>4,460,849</b> |
| <b>TOTAL GOLFO - CARIBE</b> | <b>1,537,573</b> | <b>1,523,123</b> | <b>1,668,883</b> | <b>1,743,845</b> | <b>2,047,577</b> | <b>2,187,164</b> | <b>2,252,771</b> | <b>2,002,516</b> |
| <b>TOTAL</b>                | <b>4,875,281</b> | <b>5,058,635</b> | <b>5,506,488</b> | <b>5,680,483</b> | <b>6,371,628</b> | <b>6,987,387</b> | <b>7,105,873</b> | <b>6,463,365</b> |

**SERIE HISTORICA DE CONTENEDORES**  
(MILLONES DE TEUS)  
**TOTAL**



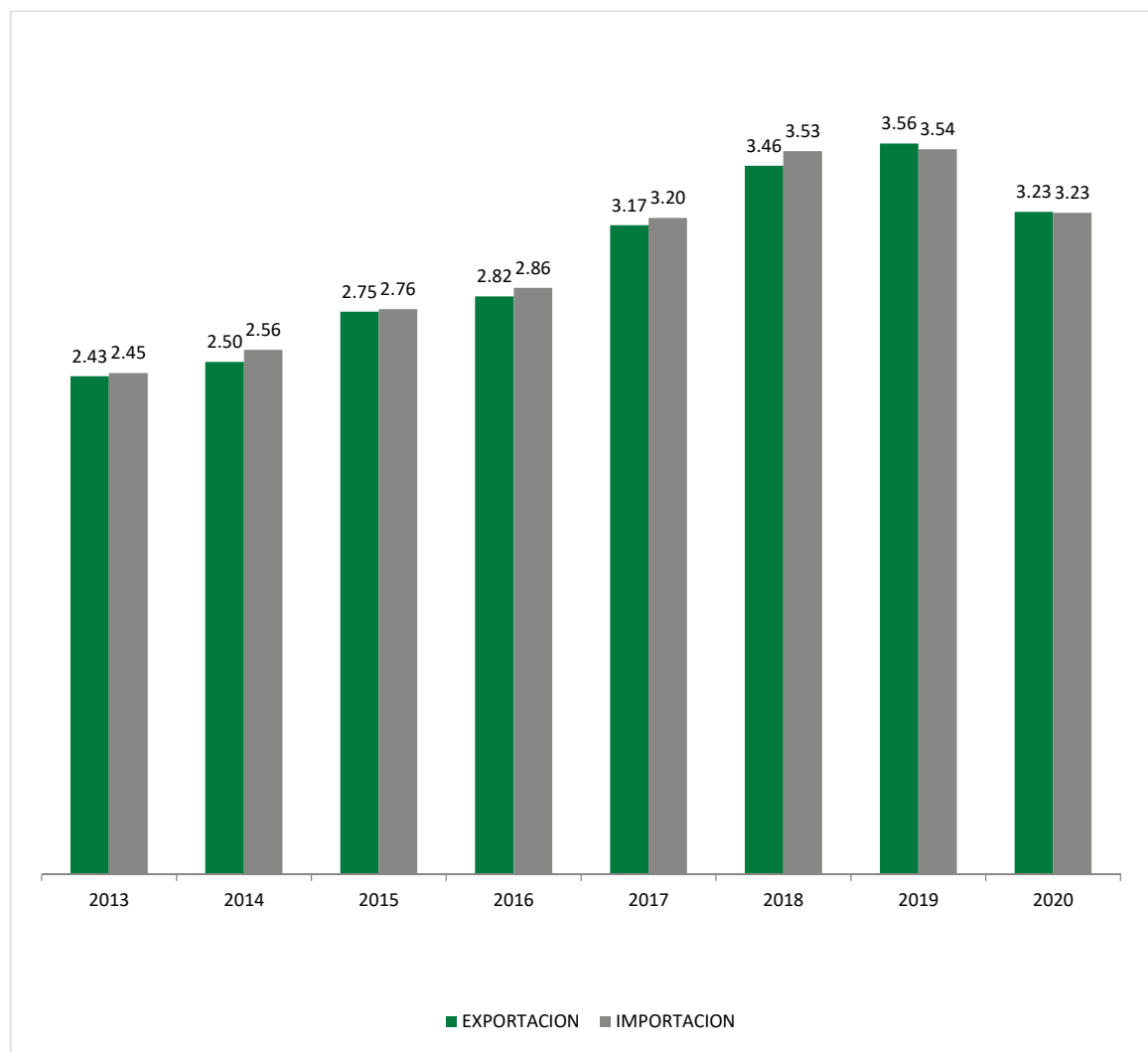
**SERIE HISTORICA DE CONTENEDORES**  
(TEUS)  
**ALTURA**

| PUERTO                      | 2013             | 2014             | 2015             | 2016             | 2017             | 2018             | 2019             | 2020             |
|-----------------------------|------------------|------------------|------------------|------------------|------------------|------------------|------------------|------------------|
| <b>IMPORTACION</b>          | <b>2,445,661</b> | <b>2,558,990</b> | <b>2,756,953</b> | <b>2,860,366</b> | <b>3,201,775</b> | <b>3,526,992</b> | <b>3,536,430</b> | <b>3,226,510</b> |
| <b>PACIFICO</b>             | <b>1,692,245</b> | <b>1,807,449</b> | <b>1,958,508</b> | <b>2,012,914</b> | <b>2,216,142</b> | <b>2,467,065</b> | <b>2,451,964</b> | <b>2,265,377</b> |
| ENSENADA, B.C.              | 65,607           | 70,581           | 97,361           | 96,023           | 116,459          | 138,221          | 171,672          | 192,919          |
| GUAYMAS, SON.               | 4,224            | 4,910            | 4,487            | 6,506            | 7,670            | 15,280           | 10,119           | 8,440            |
| MAZATLAN, SIN.              | 14,062           | 17,235           | 17,767           | 17,387           | 23,137           | 23,275           | 22,841           | 19,806           |
| MANZANILLO, COL.            | 1,057,562        | 1,182,074        | 1,266,389        | 1,294,803        | 1,419,411        | 1,557,426        | 1,523,487        | 1,460,427        |
| LAZARO CARDENAS, MICH.      | 550,560          | 532,630          | 572,504          | 596,569          | 624,594          | 704,471          | 695,369          | 561,151          |
| SALINA CRUZ, OAX.           | 30               | 19               | -                | 156              | 1,131            | 1,350            | 1,672            | 1,606            |
| PUERTO CHIAPAS, CHIS.       | 200              | -                | -                | 1,470            | 23,740           | 27,042           | 26,804           | 21,028           |
| <b>GOLFO - CARIBE</b>       | <b>753,416</b>   | <b>751,541</b>   | <b>798,445</b>   | <b>847,452</b>   | <b>985,633</b>   | <b>1,059,927</b> | <b>1,084,466</b> | <b>961,133</b>   |
| ALTAMIRA, TAMPS.            | 291,424          | 286,841          | 301,856          | 318,962          | 373,950          | 387,084          | 401,898          | 351,906          |
| TAMPICO, TAMPS.             | 117              | 91               | 63               | 411              | 746              | 2,554            | 6,249            | 7,933            |
| TUXPAN, VER.                | -                | 12               | 4                | 197              | 3,517            | 5,882            | 20,348           | 20,339           |
| VERACRUZ, VER.              | 425,310          | 426,123          | 451,367          | 481,030          | 546,170          | 576,346          | 566,003          | 492,547          |
| COATZACOALCOS, VER.         | -                | 400              | 5,706            | 7,252            | 9,864            | 9,570            | 8,718            | 11,967           |
| DOS BOCAS, TAB.             | 5                | 20               | 34               | 47               | -                | -                | 2                | -                |
| PROGRESO, YUC.              | 32,639           | 33,102           | 33,874           | 34,254           | 47,063           | 74,200           | 76,962           | 74,228           |
| PUERTO MORELOS, Q. ROO      | 3,921            | 4,952            | 5,541            | 5,299            | 4,323            | 4,291            | 4,286            | 2,213            |
| <b>EXPORTACION</b>          | <b>2,429,620</b> | <b>2,499,641</b> | <b>2,745,439</b> | <b>2,819,847</b> | <b>3,166,575</b> | <b>3,456,408</b> | <b>3,564,309</b> | <b>3,231,900</b> |
| <b>PACIFICO</b>             | <b>1,645,463</b> | <b>1,728,063</b> | <b>1,875,001</b> | <b>1,923,458</b> | <b>2,104,631</b> | <b>2,329,173</b> | <b>2,396,004</b> | <b>2,190,570</b> |
| ENSENADA, B.C.              | 65,447           | 69,357           | 96,059           | 95,685           | 113,726          | 134,366          | 166,066          | 191,412          |
| GUAYMAS, SON.               | 4,146            | 4,835            | 3,903            | 6,204            | 8,361            | 13,691           | 10,856           | 7,442            |
| MAZATLAN, SIN.              | 14,032           | 16,742           | 18,139           | 17,841           | 23,110           | 22,410           | 23,931           | 18,901           |
| MANZANILLO, COL.            | 1,060,624        | 1,173,075        | 1,270,657        | 1,283,897        | 1,410,959        | 1,521,087        | 1,545,580        | 1,449,027        |
| LAZARO CARDENAS, MICH.      | 500,623          | 464,024          | 486,243          | 518,883          | 524,485          | 610,327          | 623,363          | 502,524          |
| SALINA CRUZ, OAX.           | 29               | 30               | -                | 154              | 28               | 26               | -                | -                |
| PUERTO CHIAPAS, CHIS.       | 562              | -                | -                | 794              | 23,962           | 27,266           | 26,208           | 21,264           |
| <b>GOLFO - CARIBE</b>       | <b>784,157</b>   | <b>771,578</b>   | <b>870,438</b>   | <b>896,389</b>   | <b>1,061,944</b> | <b>1,127,235</b> | <b>1,168,305</b> | <b>1,041,330</b> |
| ALTAMIRA, TAMPS.            | 306,336          | 312,516          | 345,513          | 365,965          | 429,272          | 433,006          | 475,498          | 410,414          |
| TAMPICO, TAMPS.             | 183              | 70               | 61               | 64               | 180              | 2,039            | 5,449            | 7,506            |
| TUXPAN, VER.                | -                | 11               | -                | 2                | 1,955            | 5,953            | 19,241           | 20,430           |
| VERACRUZ, VER.              | 441,656          | 421,247          | 480,445          | 484,264          | 571,134          | 599,907          | 578,153          | 513,389          |
| COATZACOALCOS, VER.         | -                | 289              | 5,633            | 7,228            | 10,126           | 9,552            | 9,004            | 11,983           |
| DOS BOCAS, TAB.             | 1                | 18               | -                | -                | -                | -                | -                | -                |
| PROGRESO, YUC.              | 32,289           | 32,481           | 33,779           | 33,588           | 44,255           | 72,162           | 76,357           | 74,657           |
| PUERTO MORELOS, Q. ROO      | 3,692            | 4,946            | 5,007            | 5,278            | 5,022            | 4,616            | 4,603            | 2,951            |
| <b>TOTAL PACIFICO</b>       | <b>3,337,708</b> | <b>3,535,512</b> | <b>3,833,509</b> | <b>3,936,372</b> | <b>4,320,773</b> | <b>4,796,238</b> | <b>4,847,968</b> | <b>4,455,947</b> |
| <b>TOTAL GOLFO - CARIBE</b> | <b>1,537,573</b> | <b>1,523,119</b> | <b>1,668,883</b> | <b>1,743,841</b> | <b>2,047,577</b> | <b>2,187,162</b> | <b>2,252,771</b> | <b>2,002,463</b> |
| <b>TOTAL</b>                | <b>4,875,281</b> | <b>5,058,631</b> | <b>5,502,392</b> | <b>5,680,213</b> | <b>6,368,350</b> | <b>6,983,400</b> | <b>7,100,739</b> | <b>6,458,410</b> |

## SERIE HISTORICA DE CONTENEDORES

(MILLONES DE TEUS)

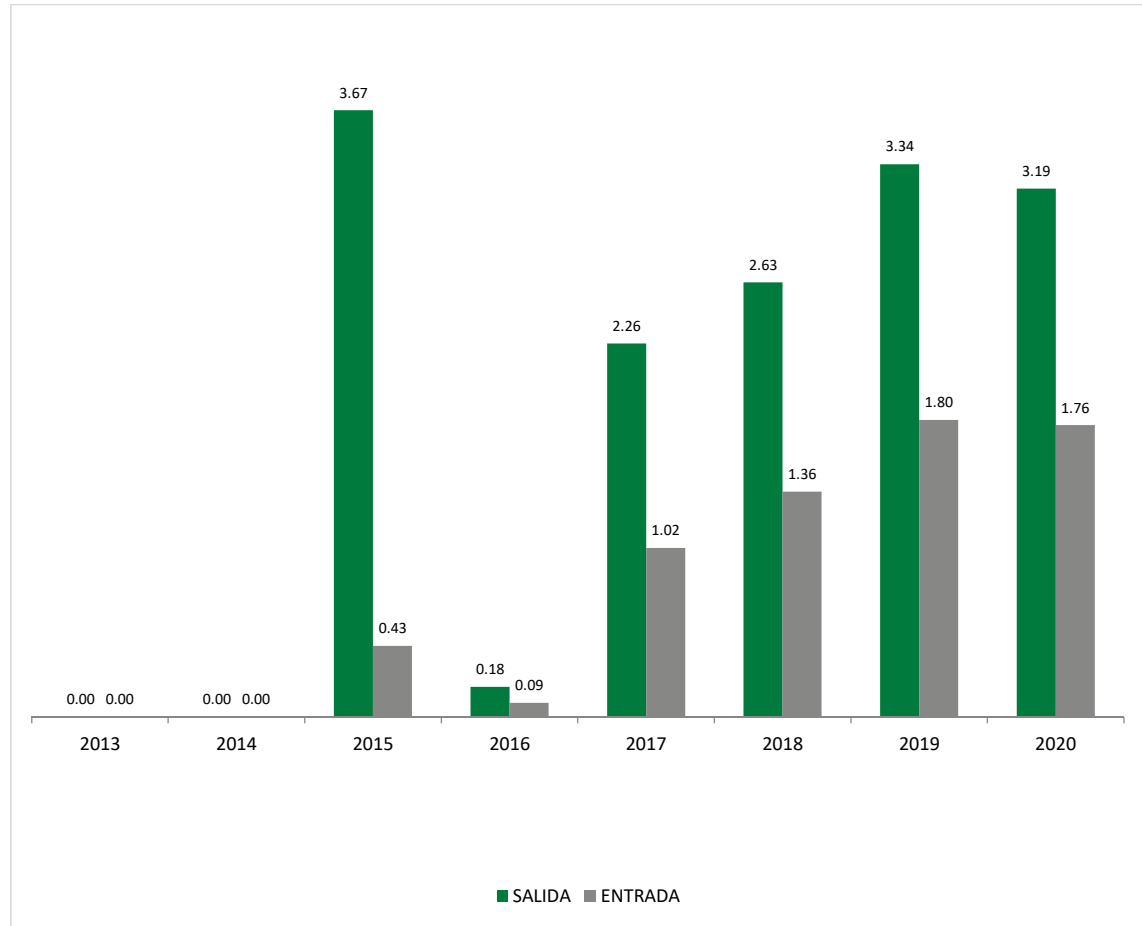
ALTURA



**SERIE HISTORICA DE CONTENEDORES**  
(TEUS)  
**CABOTAJE**

| PUERTO                      | 2013 | 2014 | 2015  | 2016 | 2017  | 2018  | 2019  | 2020  |
|-----------------------------|------|------|-------|------|-------|-------|-------|-------|
| <b>ENTRADA</b>              | -    | 4    | 431   | 87   | 1,021 | 1,361 | 1,795 | 1,763 |
| <b>PACIFICO</b>             | -    | -    | 431   | 87   | 1,021 | 1,360 | 1,795 | 1,737 |
| ENSENADA, B. C.             | -    | -    | -     | -    | -     | -     | -     | -     |
| GUAYMAS, SON.               | -    | -    | 2     | -    | -     | -     | -     | -     |
| MAZATLAN, SIN.              | -    | -    | -     | 57   | 1,019 | 1,360 | 1,669 | 1,559 |
| MANZANILLO, COL.            | -    | -    | 429   | 30   | -     | -     | 116   | 178   |
| LAZARO CARDENAS, MICH.      | -    | -    | -     | -    | -     | -     | -     | -     |
| SALINA CRUZ, OAX.           | -    | -    | -     | -    | 2     | -     | 10    | -     |
| PUERTO CHIAPAS, CHIS.       | -    | -    | -     | -    | -     | -     | -     | -     |
| <b>GOLFO - CARIBE</b>       | -    | 4    | -     | -    | -     | 1     | -     | 26    |
| ALTAMIRA, TAMPS.            | -    | -    | -     | -    | -     | 1     | -     | -     |
| TAMPICO, TAMPS.             | -    | -    | -     | -    | -     | -     | -     | -     |
| TUXPAN, VER.                | -    | -    | -     | -    | -     | -     | -     | -     |
| VERACRUZ, VER.              | -    | -    | -     | -    | -     | -     | -     | -     |
| COATZACOALCOS, VER.         | -    | -    | -     | -    | -     | -     | -     | -     |
| DOS BOCAS, TAB.             | -    | 4    | -     | -    | -     | -     | -     | -     |
| PROGRESO, YUC.              | -    | -    | -     | -    | -     | -     | -     | 26    |
| PUERTO MORELOS, Q. ROO      | -    | -    | -     | -    | -     | -     | -     | -     |
| <b>SALIDA</b>               | -    | -    | 3,665 | 183  | 2,257 | 2,626 | 3,339 | 3,192 |
| <b>PACIFICO</b>             | -    | -    | 3,665 | 179  | 2,257 | 2,625 | 3,339 | 3,165 |
| ENSENADA, B. C.             | -    | -    | -     | -    | -     | -     | -     | -     |
| GUAYMAS, SON.               | -    | -    | -     | -    | -     | -     | -     | -     |
| MAZATLAN, SIN.              | -    | -    | -     | -    | 1,114 | 1,144 | 1,670 | 1,606 |
| MANZANILLO, COL.            | -    | -    | 3,665 | 92   | -     | -     | -     | -     |
| LAZARO CARDENAS, MICH.      | -    | -    | -     | -    | -     | -     | -     | -     |
| SALINA CRUZ, OAX.           | -    | -    | -     | 87   | 1,143 | 1,481 | 1,669 | 1,559 |
| PUERTO CHIAPAS, CHIS.       | -    | -    | -     | -    | -     | -     | -     | -     |
| <b>GOLFO - CARIBE</b>       | -    | -    | -     | 4    | -     | 1     | -     | 27    |
| ALTAMIRA, TAMPS.            | -    | -    | -     | 4    | -     | 1     | -     | -     |
| TAMPICO, TAMPS.             | -    | -    | -     | -    | -     | -     | -     | 27    |
| TUXPAN, VER.                | -    | -    | -     | -    | -     | -     | -     | -     |
| VERACRUZ, VER.              | -    | -    | -     | -    | -     | -     | -     | -     |
| COATZACOALCOS, VER.         | -    | -    | -     | -    | -     | -     | -     | -     |
| DOS BOCAS, TAB.             | -    | -    | -     | -    | -     | -     | -     | -     |
| PROGRESO, YUC.              | -    | -    | -     | -    | -     | -     | -     | -     |
| PUERTO MORELOS, Q. ROO      | -    | -    | -     | -    | -     | -     | -     | -     |
| <b>TOTAL PACIFICO</b>       | -    | -    | 4,096 | 266  | 3,278 | 3,985 | 5,134 | 4,902 |
| <b>TOTAL GOLFO - CARIBE</b> | -    | 4    | -     | 4    | -     | 2     | -     | 53    |
| <b>TOTAL</b>                | -    | 4    | 4,096 | 270  | 3,278 | 3,987 | 5,134 | 4,955 |

**SERIE HISTORICA DE CONTENEDORES**  
(MILES DE TEUS)  
**CABOTAJE**



## MOVIMIENTO TOTAL DE CONTENEDORES OPERADOS POR PUERTO 2020

(TEUS)

| LITORAL PUERTO         | ALTURA           |                  | CABOTAJE     |              | TOTAL            |
|------------------------|------------------|------------------|--------------|--------------|------------------|
|                        | IMPORTACION      | EXPORTACION      | ENTRADA      | SALIDA       |                  |
| <b>PACIFICO</b>        | <b>2,265,377</b> | <b>2,190,570</b> | <b>1,737</b> | <b>3,165</b> | <b>4,460,849</b> |
| ENSENADA, B.C.         | 192,919          | 191,412          | -            | -            | 384,331          |
| GUAYMAS, SON.          | 8,440            | 7,442            | -            | -            | 15,882           |
| MAZATLAN, SIN.         | 19,806           | 18,901           | 1,559        | 1,606        | 41,872           |
| MANZANILLO, COL.       | 1,460,427        | 1,449,027        | 178          | -            | 2,909,632        |
| LAZARO CARDENAS, MICH. | 561,151          | 502,524          | -            | -            | 1,063,675        |
| SALINA CRUZ, OAX.      | 1,606            | -                | -            | 1,559        | 3,165            |
| PUERTO CHIAPAS, CHIS.  | 21,028           | 21,264           | -            | -            | 42,292           |
| <b>GOLFO - CARIBE</b>  | <b>961,133</b>   | <b>1,041,330</b> | <b>26</b>    | <b>27</b>    | <b>2,002,516</b> |
| ALTAMIRA, TAMPS.       | 351,906          | 410,414          | -            | -            | 762,320          |
| TAMPICO, TAMPS.        | 7,933            | 7,506            | -            | 27           | 15,466           |
| TUXPAN, VER.           | 20,339           | 20,430           | -            | -            | 40,769           |
| VERACRUZ, VER.         | 492,547          | 513,389          | -            | -            | 1,005,936        |
| COATZACOALCOS, VER.    | 11,967           | 11,983           | -            | -            | 23,950           |
| DOS BOCAS, TAB.        | -                | -                | -            | -            | -                |
| PROGRESO, YUC.         | 74,228           | 74,657           | 26           | -            | 148,911          |
| PUERTO MORELOS, Q. ROO | 2,213            | 2,951            | -            | -            | 5,164            |
| <b>TOTAL</b>           | <b>3,226,510</b> | <b>3,231,900</b> | <b>1,763</b> | <b>3,192</b> | <b>6,463,365</b> |

### CONTENEDORES CARGADOS OPERADOS POR PUERTO 2020

(TEUS)

| LITORAL                | ALTURA           |                  | CABOTAJE     |              | TOTAL            |
|------------------------|------------------|------------------|--------------|--------------|------------------|
|                        | IMPORTACION      | EXPORTACION      | ENTRADA      | SALIDA       |                  |
| <b>PACIFICO</b>        | <b>1,951,587</b> | <b>1,037,572</b> | <b>1,565</b> | <b>1,559</b> | <b>2,992,283</b> |
| ENSENADA, B.C.         | 175,223          | 89,235           | -            | -            | 264,458          |
| GUAYMAS, SON.          | 5,562            | 6,126            | -            | -            | 11,688           |
| MAZATLAN, SIN.         | 15,543           | 12,962           | 1,559        | -            | 30,064           |
| MANZANILLO, COL.       | 1,275,420        | 748,707          | 6            | -            | 2,024,133        |
| LAZARO CARDENAS, MICH. | 475,779          | 159,618          | -            | -            | 635,397          |
| SALINA CRUZ, OAX.      | -                | -                | -            | 1,559        | 1,559            |
| PUERTO CHIAPAS, CHIS.  | 4,060            | 20,924           | -            | -            | 24,984           |
| <b>GOLFO - CARIBE</b>  | <b>796,332</b>   | <b>722,086</b>   | <b>26</b>    | <b>27</b>    | <b>1,518,471</b> |
| ALTAMIRA, TAMPS.       | 297,423          | 330,967          | -            | -            | 628,390          |
| TAMPICO, TAMPS.        | 1,045            | 7,502            | -            | 27           | 8,574            |
| TUXPAN, VER.           | 2,880            | 20,189           | -            | -            | 23,069           |
| VERACRUZ, VER.         | 470,581          | 283,392          | -            | -            | 753,973          |
| COATZACOALCOS, VER.    | 262              | 11,981           | -            | -            | 12,243           |
| DOS BOCAS, TAB.        | -                | -                | -            | -            | -                |
| PROGRESO, YUC.         | 21,928           | 66,793           | 26           | -            | 88,747           |
| PUERTO MORELOS, Q. ROO | 2,213            | 1,262            | -            | -            | 3,475            |
| <b>TOTAL</b>           | <b>2,747,919</b> | <b>1,759,658</b> | <b>1,591</b> | <b>1,586</b> | <b>4,510,754</b> |



**CONTENEDORES VACIOS OPERADOS POR PUERTO 2020**

(TEUS)

| LITORAL                | ALTURA         |                  | CABOTAJE   |              | TOTAL            |
|------------------------|----------------|------------------|------------|--------------|------------------|
|                        | IMPORTACION    | EXPORTACION      | ENTRADA    | SALIDA       |                  |
| <b>PACIFICO</b>        | <b>313,790</b> | <b>1,152,998</b> | <b>172</b> | <b>1,606</b> | <b>1,468,566</b> |
| ENSENADA, B.C.         | 17,696         | 102,177          | -          | -            | 119,873          |
| GUAYMAS, SON.          | 2,878          | 1,316            | -          | -            | 4,194            |
| MAZATLAN, SIN.         | 4,263          | 5,939            | -          | 1,606        | 11,808           |
| MANZANILLO, COL.       | 185,007        | 700,320          | 172        | -            | 885,499          |
| LAZARO CARDENAS, MICH. | 85,372         | 342,906          | -          | -            | 428,278          |
| SALINA CRUZ, OAX.      | 1,606          | -                | -          | -            | 1,606            |
| PUERTO CHIAPAS, CHIS.  | 16,968         | 340              | -          | -            | 17,308           |
| <b>GOLFO - CARIBE</b>  | <b>164,801</b> | <b>319,244</b>   | <b>-</b>   | <b>-</b>     | <b>484,045</b>   |
| ALTAMIRA, TAMPS.       | 54,483         | 79,447           | -          | -            | 133,930          |
| TAMPICO, TAMPS.        | 6,888          | 4                | -          | -            | 6,892            |
| TUXPAN, VER.           | 17,459         | 241              | -          | -            | 17,700           |
| VERACRUZ, VER.         | 21,966         | 229,997          | -          | -            | 251,963          |
| COATZACOALCOS, VER.    | 11,705         | 2                | -          | -            | 11,707           |
| DOS BOCAS, TAB.        | -              | -                | -          | -            | -                |
| PROGRESO, YUC.         | 52,300         | 7,864            | -          | -            | 60,164           |
| PUERTO MORELOS, Q. ROO | -              | 1,689            | -          | -            | 1,689            |
| <b>TOTAL</b>           | <b>478,591</b> | <b>1,472,242</b> | <b>172</b> | <b>1,606</b> | <b>1,952,611</b> |

**CONTENEDORES LLENOS DE 20' OPERADOS POR PUERTO 2020**

(CAJAS)

| LITORAL                | ALTURA         |                | CABOTAJE     |              | TOTAL          |
|------------------------|----------------|----------------|--------------|--------------|----------------|
|                        | IMPORTACION    | EXPORTACION    | ENTRADA      | SALIDA       |                |
| <b>PACIFICO</b>        | <b>351,041</b> | <b>200,310</b> | <b>1,559</b> | <b>1,559</b> | <b>554,469</b> |
| ENSENADA, B.C.         | 23,833         | 6,271          | -            | -            | 30,104         |
| GUAYMAS, SON.          | 1,218          | 2,512          | -            | -            | 3,730          |
| MAZATLAN, SIN.         | 2,659          | 5,970          | 1,559        | -            | 10,188         |
| MANZANILLO, COL.       | 258,510        | 162,081        | -            | -            | 420,591        |
| LAZARO CARDENAS, MICH. | 64,821         | 23,476         | -            | -            | 88,297         |
| SALINA CRUZ, OAX.      | -              | -              | -            | 1,559        | 1,559          |
| PUERTO CHIAPAS, CHIS.  | -              | -              | -            | -            | -              |
| <b>GOLFO - CARIBE</b>  | <b>161,304</b> | <b>124,648</b> | <b>-</b>     | <b>1</b>     | <b>285,953</b> |
| ALTAMIRA, TAMPS.       | 65,719         | 79,011         | -            | -            | 144,730        |
| TAMPICO, TAMPS.        | 93             | 1,298          | -            | 1            | 1,392          |
| TUXPAN, VER.           | 76             | 3,049          | -            | -            | 3,125          |
| VERACRUZ, VER.         | 91,819         | 39,952         | -            | -            | 131,771        |
| COATZACOALCOS, VER.    | -              | 17             | -            | -            | 17             |
| DOS BOCAS, TAB.        | -              | -              | -            | -            | -              |
| PROGRESO, YUC.         | 3,134          | 1,169          | -            | -            | 4,303          |
| PUERTO MORELOS, Q. ROO | 463            | 152            | -            | -            | 615            |
| <b>TOTAL</b>           | <b>512,345</b> | <b>324,958</b> | <b>1,559</b> | <b>1,560</b> | <b>840,422</b> |

**CONTENEDORES VACIOS DE 20' OPERADOS POR PUERTO 2020**

(CAJAS)

| LITORAL                | ALTURA        |                | CABOTAJE |              | TOTAL          |
|------------------------|---------------|----------------|----------|--------------|----------------|
|                        | IMPORTACION   | EXPORTACION    | ENTRADA  | SALIDA       |                |
| <b>PACIFICO</b>        | <b>28,812</b> | <b>165,430</b> | -        | <b>1,606</b> | <b>195,848</b> |
| ENSENADA, B.C.         | 186           | 16,423         | -        | -            | 16,609         |
| GUAYMAS, SON.          | 1,446         | 100            | -        | -            | 1,546          |
| MAZATLAN, SIN.         | 3,627         | 437            | -        | 1,606        | 5,670          |
| MANZANILLO, COL.       | 16,635        | 106,964        | -        | -            | 123,599        |
| LAZARO CARDENAS, MICH. | 5,312         | 41,506         | -        | -            | 46,818         |
| SALINA CRUZ, OAX.      | 1,606         | -              | -        | -            | 1,606          |
| PUERTO CHIAPAS, CHIS.  | -             | -              | -        | -            | -              |
| <b>GOLFO - CARIBE</b>  | <b>20,843</b> | <b>74,514</b>  | -        | -            | <b>95,357</b>  |
| ALTAMIRA, TAMPS.       | 14,099        | 14,025         | -        | -            | 28,124         |
| TAMPICO, TAMPS.        | 1,006         | 2              | -        | -            | 1,008          |
| TUXPAN, VER.           | 3,077         | 11             | -        | -            | 3,088          |
| VERACRUZ, VER.         | 2,396         | 57,783         | -        | -            | 60,179         |
| COATZACOALCOS, VER.    | 27            | -              | -        | -            | 27             |
| DOS BOCAS, TAB.        | -             | -              | -        | -            | -              |
| PROGRESO, YUC.         | 238           | 2,320          | -        | -            | 2,558          |
| PUERTO MORELOS, Q. ROO | -             | 373            | -        | -            | 373            |
| <b>TOTAL</b>           | <b>49,655</b> | <b>239,944</b> | -        | <b>1,606</b> | <b>291,205</b> |

**CONTENEDORES LLENOS DE 40' OPERADOS POR PUERTO 2020**

(CAJAS)

| LITORAL                | ALTURA           |                | CABOTAJE  |           | TOTAL            |
|------------------------|------------------|----------------|-----------|-----------|------------------|
|                        | IMPORTACION      | EXPORTACION    | ENTRADA   | SALIDA    |                  |
| <b>PACIFICO</b>        | <b>800,273</b>   | <b>418,631</b> | <b>3</b>  | <b>-</b>  | <b>1,218,907</b> |
| ENSENADA, B.C.         | 75,695           | 41,482         | -         | -         | 117,177          |
| GUAYMAS, SON.          | 2,172            | 1,807          | -         | -         | 3,979            |
| MAZATLAN, SIN.         | 6,442            | 3,496          | -         | -         | 9,938            |
| MANZANILLO, COL.       | 508,455          | 293,313        | 3         | -         | 801,771          |
| LAZARO CARDENAS, MICH. | 205,479          | 68,071         | -         | -         | 273,550          |
| SALINA CRUZ, OAX.      | -                | -              | -         | -         | -                |
| PUERTO CHIAPAS, CHIS.  | 2,030            | 10,462         | -         | -         | 12,492           |
| <b>GOLFO - CARIBE</b>  | <b>317,514</b>   | <b>298,719</b> | <b>13</b> | <b>13</b> | <b>616,259</b>   |
| ALTAMIRA, TAMPS.       | 115,852          | 125,978        | -         | -         | 241,830          |
| TAMPICO, TAMPS.        | 476              | 3,102          | -         | 13        | 3,591            |
| TUXPAN, VER.           | 1,402            | 8,570          | -         | -         | 9,972            |
| VERACRUZ, VER.         | 189,381          | 121,720        | -         | -         | 311,101          |
| COATZACOALCOS, VER.    | 131              | 5,982          | -         | -         | 6,113            |
| DOS BOCAS, TAB.        | -                | -              | -         | -         | -                |
| PROGRESO, YUC.         | 9,397            | 32,812         | 13        | -         | 42,222           |
| PUERTO MORELOS, Q. ROO | 875              | 555            | -         | -         | 1,430            |
| <b>TOTAL</b>           | <b>1,117,787</b> | <b>717,350</b> | <b>16</b> | <b>13</b> | <b>1,835,166</b> |

**CONTENEDORES VACIOS DE 40' OPERADOS POR PUERTO 2020**

(CAJAS)

| LITORAL                | ALTURA         |                | CABOTAJE  |          | TOTAL          |
|------------------------|----------------|----------------|-----------|----------|----------------|
|                        | IMPORTACION    | EXPORTACION    | ENTRADA   | SALIDA   |                |
| <b>PACIFICO</b>        | <b>142,489</b> | <b>493,784</b> | <b>86</b> | <b>-</b> | <b>636,359</b> |
| ENSENADA, B.C.         | 8,755          | 42,877         | -         | -        | 51,632         |
| GUAYMAS, SON.          | 716            | 608            | -         | -        | 1,324          |
| MAZATLAN, SIN.         | 318            | 2,751          | -         | -        | 3,069          |
| MANZANILLO, COL.       | 84,186         | 296,678        | 86        | -        | 380,950        |
| LAZARO CARDENAS, MICH. | 40,030         | 150,700        | -         | -        | 190,730        |
| SALINA CRUZ, OAX.      | -              | -              | -         | -        | -              |
| PUERTO CHIAPAS, CHIS.  | 8,484          | 170            | -         | -        | 8,654          |
| <b>GOLFO - CARIBE</b>  | <b>71,979</b>  | <b>122,365</b> | <b>-</b>  | <b>-</b> | <b>194,344</b> |
| ALTAMIRA, TAMPS.       | 20,192         | 32,711         | -         | -        | 52,903         |
| TAMPICO, TAMPS.        | 2,941          | 1              | -         | -        | 2,942          |
| TUXPAN, VER.           | 7,191          | 115            | -         | -        | 7,306          |
| VERACRUZ, VER.         | 9,785          | 86,107         | -         | -        | 95,892         |
| COATZACOALCOS, VER.    | 5,839          | 1              | -         | -        | 5,840          |
| DOS BOCAS, TAB.        | -              | -              | -         | -        | -              |
| PROGRESO, YUC.         | 26,031         | 2,772          | -         | -        | 28,803         |
| PUERTO MORELOS, Q. ROO | -              | 658            | -         | -        | 658            |
| <b>TOTAL</b>           | <b>214,468</b> | <b>616,149</b> | <b>86</b> | <b>-</b> | <b>830,703</b> |

**MOVIMIENTO TOTAL DE CONTENEDORES OPERADOS POR PUERTO 2020**

(CAJAS)

| LITORAL                | ALTURA           |                  | CABOTAJE     |              | TOTAL            |
|------------------------|------------------|------------------|--------------|--------------|------------------|
|                        | IMPORTACION      | EXPORTACION      | ENTRADA      | SALIDA       |                  |
| <b>PACIFICO</b>        | <b>1,322,615</b> | <b>1,278,155</b> | <b>1,648</b> | <b>3,165</b> | <b>2,605,583</b> |
| ENSENADA, B.C.         | 108,469          | 107,053          | -            | -            | 215,522          |
| GUAYMAS, SON.          | 5,552            | 5,027            | -            | -            | 10,579           |
| MAZATLAN, SIN.         | 13,046           | 12,654           | 1,559        | 1,606        | 28,865           |
| MANZANILLO, COL.       | 867,786          | 859,036          | 89           | -            | 1,726,911        |
| LAZARO CARDENAS, MICH. | 315,642          | 283,753          | -            | -            | 599,395          |
| SALINA CRUZ, OAX.      | 1,606            | -                | -            | 1,559        | 3,165            |
| PUERTO CHIAPAS, CHIS.  | 10,514           | 10,632           | -            | -            | 21,146           |
| <b>GOLFO - CARIBE</b>  | <b>571,640</b>   | <b>620,246</b>   | <b>13</b>    | <b>14</b>    | <b>1,191,913</b> |
| ALTAMIRA, TAMPS.       | 215,862          | 251,725          | -            | -            | 467,587          |
| TAMPICO, TAMPS.        | 4,516            | 4,403            | -            | 14           | 8,933            |
| TUXPAN, VER.           | 11,746           | 11,745           | -            | -            | 23,491           |
| VERACRUZ, VER.         | 293,381          | 305,562          | -            | -            | 598,943          |
| COATZACOALCOS, VER.    | 5,997            | 6,000            | -            | -            | 11,997           |
| DOS BOCAS, TAB.        | -                | -                | -            | -            | -                |
| PROGRESO, YUC.         | 38,800           | 39,073           | 13           | -            | 77,886           |
| PUERTO MORELOS, Q. ROO | 1,338            | 1,738            | -            | -            | 3,076            |
| <b>TOTAL</b>           | <b>1,894,255</b> | <b>1,898,401</b> | <b>1,661</b> | <b>3,179</b> | <b>3,797,496</b> |