


**INFORME MENSUAL SOBRE LAS ESPECIFICACIONES DEL GAS NATURAL**

(Valores promedio diarios)

<b>PERMISIONARIO:</b>	<b>CONSORCIO MEXI-GAS, S.A. de C.V.</b>	
<b>PUNTO DE MEDICIÓN:</b>	<b>Venta de Carpio</b>	
<b>ZONA DE MEDICIÓN:</b>	<b>SUR</b>	

FECHA: (dd/mm/aa)	Metano (% vol)	Bióxido de Carbono (% vol)	Nitrógeno (% vol)	Total Inertes (% vol)	Etano (% vol)	Temperatura de Rocio (K)	Humedad (mg/m <sup>3</sup> )	Poder Calorífico (MJ/m <sup>3</sup> )	Índice Wobbe (MJ/m <sup>3</sup> )	Acido Sulfhídrico (mg/m <sup>3</sup> )	Azufre total* (mg/m <sup>3</sup> )	Oxígeno* (% vol)
	83.0 MÍN.	3.0 MÁX.	6.0 MÁX.	6.0 MÁX.	11.0 MÁX.	271.15 MÁX	110.0 MÁX.	36.8 MÍN.	47.3 MÍN.	6.0 MÁX.	150.0 MÁX.	0.2 MÁX.
01/03/2022	95.6947	0.5600	1.1450	1.7050	2.4380	249.2379	11.2600	37.9100	49.8300	0.1130		
02/03/2022	95.6433	0.4395	1.1977	1.6372	2.5701	248.0481	11.0600	37.9600	49.9200	0.1239		
03/03/2022	95.6923	0.4053	1.2318	1.6371	2.5284	246.2895	10.9900	37.9400	49.9200	0.1388		
04/03/2022	95.4564	0.3713	1.3507	1.7221	2.6828	245.8211	10.9800	37.9500	49.9000	0.1364		
05/03/2022	95.5160	0.3407	1.3866	1.7274	2.6160	245.5728	11.0200	37.9300	49.8900	0.1339		
06/03/2022	95.5851	0.4092	1.2818	1.6911	2.5624	247.3906	10.9000	37.9500	49.9000	0.1984		
07/03/2022	95.7883	0.5094	1.1472	1.6566	2.3858	250.8805	10.7800	37.9200	49.8700	0.2166		
08/03/2022	95.9657	0.5433	1.0664	1.6096	2.2667	250.4947	11.0000	37.8900	49.8700	0.1800		
09/03/2022	95.9326	0.5160	1.1149	1.6308	2.2509	250.6920	11.1500	37.9000	49.8700	0.1759		
10/03/2022	96.1174	0.5917	1.0213	1.6129	2.1067	250.7842	11.0600	37.8500	49.8400	0.2063		
11/03/2022	96.0413	0.5814	0.9997	1.5811	2.2144	250.8123	10.9900	37.9000	49.8800	0.1973		
12/03/2022	96.1015	0.5926	0.9768	1.5694	2.1701	250.6932	11.7000	37.8800	49.8700	0.1632		
13/03/2022	95.9621	0.4850	1.1642	1.6492	2.2430	249.9850	11.1800	37.8600	49.8500	0.1372		
14/03/2022	96.1780	0.5342	1.0290	1.5633	2.1161	249.1350	10.9900	37.8600	49.8800	0.1410		
15/03/2022	96.3566	0.5693	1.0103	1.5795	1.9131	250.3782	11.2500	37.8000	49.8300	0.1498		
16/03/2022	96.2288	0.5530	1.0631	1.6161	2.0038	250.3349	11.6000	37.8100	49.8200	0.1916		
17/03/2022	96.4183	0.5920	1.0218	1.6137	1.8275	250.0862	11.3500	37.7600	49.7800	0.2354		
18/03/2022	96.4548	0.5982	0.9998	1.5981	1.8009	250.8495	11.0900	37.7600	49.7900	0.2412		
19/03/2022	96.3617	0.6175	1.0116	1.6292	1.8612	251.1309	11.5300	37.7700	49.7700	0.2554		
20/03/2022	96.3172	0.5989	1.0388	1.6377	1.8923	251.7967	10.9800	37.7800	49.7800	0.2769		
21/03/2022	96.1966	0.5694	1.1167	1.6860	1.9579	251.6111	10.7800	37.7800	49.7700	0.2683		
22/03/2022	96.3245	0.5123	1.1393	1.6516	1.8687	250.7782	11.0200	37.7600	49.7900	0.1976		
23/03/2022	96.4966	0.5073	1.0544	1.5617	1.7742	250.7616	11.2500	37.7800	49.8400	0.1518		
24/03/2022	96.4850	0.4973	1.1097	1.6070	1.7388	250.2766	11.6500	37.7500	49.8000	0.1546		
25/03/2022	96.5208	0.5316	1.0380	1.5696	1.7436	251.3942	11.8900	37.7700	49.8200	0.1468		
26/03/2022	96.3661	0.5455	1.0744	1.6200	1.8649	250.8756	11.8200	37.7700	49.8000	0.1620		
27/03/2022	96.2282	0.5666	1.0653	1.6319	1.9712	251.6050	11.5900	37.8100	49.8100	0.1892		
28/03/2022	96.1824	0.6012	1.1011	1.7023	1.9567	251.9861	11.2200	37.7700	49.7500	0.1980		
29/03/2022	96.2178	0.5974	1.0564	1.6538	1.9728	251.6616	11.0000	37.8000	49.7800	0.2092		
30/03/2022	96.3846	0.5554	1.0643	1.6196	1.8597	250.1076	10.8300	37.7600	49.7900	0.2058		
31/03/2022	96.4787	0.6006	0.9756	1.5762	1.8018	250.2464	11.1300	37.7700	49.8000	0.1686		


\*/ Los valores trimestrales se deberán reportar en los meses de enero, abril, julio y octubre de cada año, respecto del trimestre inmediato anterior.

<b>Mínimo</b>	95.4564	0.3407	0.9756	1.5617	1.7388	245.5728	10.7800	37.7500	49.7500	0.1130		
<b>Promedio</b>	96.1191	0.5320	1.0985	1.6305	2.0955	250.0554	11.1948	37.8355	49.8326	0.1827		
<b>Máximo</b>	96.5208	0.6175	1.3866	1.7274	2.6828	251.9861	11.8900	37.9600	49.9200	0.2769		
<b>Desv. Est.</b>	0.31729	0.07224	0.10272	0.04660	0.28922	1.70638	0.30427	0.07155	0.04851	0.04298		

Observaciones: DATOS OBTENIDOS DE LOS ANALIZADORES PROPIEDAD DE ENGIE.

**INFORME MENSUAL SOBRE LAS ESPECIFICACIONES DEL GAS NATURAL**

**(Registros Máximos diarios)**

<b>PERMISIONARIO:</b>	<b>CONSORCIO MEXI-GAS, S.A. de C.V.</b>	
<b>PUNTO DE MEDICIÓN:</b>	<b>Venta de Carpio</b>	
<b>ZONA DE MEDICIÓN:</b>	<b>SUR</b>	

FECHA: (dd/mm/aa)	Metano (% vol)	Bióxido de Carbono (% vol)	Nitrógeno (% vol)	Total Inertes (% vol)	Etano (% vol)	Temperatura de Rocio (K)	Humedad (mg/m <sup>3</sup> )	Poder Calorífico (MJ/m <sup>3</sup> )	Índice Wobbe (MJ/m <sup>3</sup> )	Acido Sulfhídrico (mg/m <sup>3</sup> )	Azufre total* (mg/m <sup>3</sup> )	Oxígeno* (% vol)
	83.0 MÍN.	3.0 MÁX.	6.0 MÁX.	6.0 MÁX.	11.0 MÁX.	271.15 MÁX	110.0 MÁX.	43.6 MÁX.	53.2 MÁX.	6.0 MÁX.	150.0 MÁX.	0.2 MÁX.
01/03/2022	95.8972	0.6779	1.2322	1.8079	2.6125	250.5936	18.1100	37.9600	49.9300	0.2118		
02/03/2022	96.2737	0.5992	1.3657	1.7492	2.9233	249.7816	13.2900	38.0500	50.0600	0.2000		
03/03/2022	95.8561	0.4551	1.3831	1.7282	2.6637	248.6617	40.7200	37.9900	50.0100	0.2588		
04/03/2022	95.8396	0.4934	1.4652	1.8460	2.8157	247.9448	41.4300	38.0100	50.0000	0.2706		
05/03/2022	95.6840	0.4191	1.4475	1.8066	2.7835	247.8317	18.9100	37.9700	49.9200	0.2236		
06/03/2022	95.7449	0.4610	1.3480	1.7359	2.7465	250.4530	24.5400	38.0100	49.9300	0.3177		
07/03/2022	96.1364	0.5533	1.3452	1.8187	2.6213	252.2829	18.7100	37.9800	49.9100	0.3294		
08/03/2022	96.1469	0.6108	1.1396	1.6897	2.3989	252.2761	13.2900	37.9500	49.9600	0.2588		
09/03/2022	96.0458	0.5469	1.2574	1.7398	2.4437	251.8085	19.0100	37.9400	49.9200	0.2824		
10/03/2022	96.2957	0.7123	1.1159	1.7314	2.2033	252.4767	13.3900	37.9000	49.8800	0.3177		
11/03/2022	96.3355	0.6715	1.2317	1.7541	2.9847	252.1864	13.9900	38.1000	49.9900	0.2824		
12/03/2022	96.3033	0.6751	1.0706	1.6346	2.2967	251.9424	38.7100	37.9100	49.9500	0.2941		
13/03/2022	96.0608	0.5641	1.2416	1.7005	2.3413	251.8091	13.3900	37.8900	49.8800	0.2236		
14/03/2022	96.3612	0.6366	1.2064	1.6684	2.2940	250.2192	13.4900	37.9200	49.9400	0.2588		
15/03/2022	96.4699	0.6319	1.1706	1.6840	2.0094	254.5146	15.2000	37.8500	49.8700	0.2824		
16/03/2022	96.4476	0.6407	1.1603	1.6729	2.1304	251.8624	13.5900	37.8500	49.8500	0.2941		
17/03/2022	96.5022	0.6480	1.0767	1.6534	1.9149	251.0304	14.0900	37.7800	49.8200	0.3530		
18/03/2022	96.6757	0.6544	1.1022	1.6472	1.9761	252.4178	13.5900	37.7900	49.8200	0.3883		
19/03/2022	96.5430	0.6575	1.1226	1.7394	2.0924	252.0973	13.3900	37.8100	49.8100	0.3883		
20/03/2022	96.5112	0.6377	1.1050	1.6905	1.9868	253.0622	13.5900	37.8100	49.8200	0.4000		
21/03/2022	96.3733	0.6369	1.1564	1.7626	2.0673	253.0589	12.2800	37.8100	49.8200	0.3765		
22/03/2022	96.5313	0.5592	1.2343	1.7157	2.0104	251.8887	13.2900	37.8100	49.8500	0.3177		
23/03/2022	96.6525	0.5806	1.1231	1.6291	1.9301	252.8210	14.0900	37.9100	49.9200	0.2471		
24/03/2022	96.5709	0.5563	1.1538	1.6483	1.8564	252.3791	15.7000	37.8100	49.8400	0.2471		
25/03/2022	96.6309	0.5744	1.1146	1.6279	1.8970	253.2818	17.8100	37.8400	49.8600	0.2471		
26/03/2022	96.5465	0.6007	1.1692	1.6968	2.0416	252.7059	22.5300	37.8200	49.8300	0.3059		
27/03/2022	96.4504	0.6449	1.1213	1.7026	2.2164	253.5256	13.6900	37.9000	49.8500	0.3294		
28/03/2022	96.4203	0.6515	1.2588	1.8378	2.1322	254.1440	13.7900	37.8400	49.7900	0.3647		
29/03/2022	96.4366	0.6774	1.1196	1.7549	2.1029	254.4508	12.8800	37.8500	49.8300	0.3177		
30/03/2022	96.5085	0.6190	1.2585	1.7311	1.9882	251.2363	12.5800	37.8100	49.8400	0.3059		
31/03/2022	96.6778	0.6960	1.1252	1.6592	1.9242	251.4134	12.5800	37.8100	49.8800	0.3059		


\*/ Los valores trimestrales se deberán reportar en los meses de enero, abril, julio y octubre de cada año, respecto del trimestre inmediato anterior.

<b>Mínimo</b>	95.6840	0.4191	1.0706	1.6279	1.8564	247.8317	12.2800	37.7800	49.7900	0.2000		
<b>Promedio</b>	96.3203	0.6046	1.2072	1.7182	2.2712	251.8115	17.6016	37.8929	49.8897	0.2968		
<b>Máximo</b>	96.6778	0.7123	1.4652	1.8460	2.9847	254.5146	41.4300	38.1000	50.0600	0.4000		
<b>Desv. Est.</b>	0.28454	0.07298	0.10882	0.06133	0.33794	1.66700	8.11912	0.08510	0.06765	0.05355		

Observaciones: DATOS OBTENIDOS DE LOS ANALIZADORES PROPIEDAD DE ENGIE.

**INFORME MENSUAL SOBRE LAS ESPECIFICACIONES DEL GAS NATURAL**

**(Registros Mínimos diarios)**

<b>PERMISIONARIO:</b>	<b>CONSORCIO MEXI-GAS, S.A. de C.V.</b>	
<b>PUNTO DE MEDICIÓN:</b>	<b>Venta de Carpio</b>	
<b>ZONA DE MEDICIÓN:</b>	<b>SUR</b>	

FECHA: (dd/mm/aa)	Metano (% vol)	Bióxido de Carbono (% vol)	Nitrógeno (% vol)	Total Inertes (% vol)	Etano (% vol)	Temperatura de Rocio (K)	Humedad (mg/m <sup>3</sup> )	Poder Calorífico (MJ/m <sup>3</sup> )	Índice Wobbe (MJ/m <sup>3</sup> )	Acido Sulfhídrico (mg/m <sup>3</sup> )	Azufre total* (mg/m <sup>3</sup> )	Oxígeno* (% vol)
	83.0 MÍN.	3.0 MÁX.	6.0 MÁX.	6.0 MÁX.	11.0 MÁX.	271.15 MÁX	110.0 MÁX.	36.8 MÍN.	47.3 MÍN.	6.0 MÁX.	150.0 MÁX.	0.2 MÁX.
01/03/2022	95.4479	0.4940	1.0335	1.5673	2.3001	246.3640	2.5300	37.8600	49.7400	0.0235		
02/03/2022	95.2439	0.3641	0.9600	1.3662	2.2250	246.0379	9.0600	37.9100	49.8400	0.0235		
03/03/2022	95.4888	0.3414	1.1489	1.5311	2.4472	244.2675	9.0600	37.9000	49.8700	0.0353		
04/03/2022	95.2580	0.3308	1.1267	1.5331	2.4653	244.5317	8.7600	37.9000	49.8200	0.0353		
05/03/2022	95.2753	0.3134	1.2899	1.6747	2.4822	244.6296	9.3700	37.8900	49.8600	0.0471		
06/03/2022	95.3147	0.3587	1.2201	1.6695	2.4185	245.0537	9.2700	37.9000	49.8700	0.0941		
07/03/2022	95.4096	0.4374	1.0252	1.5602	2.1476	249.3827	8.3600	37.8700	49.8000	0.1177		
08/03/2022	95.7928	0.4358	0.9773	1.5002	2.1188	249.3443	9.2700	37.8600	49.8100	0.1059		
09/03/2022	95.6329	0.4814	1.0624	1.5844	2.1593	249.8625	8.9600	37.8700	49.8400	0.0941		
10/03/2022	95.9234	0.5135	0.9191	1.5556	1.9799	249.8913	9.0600	37.8100	49.7600	0.0824		
11/03/2022	95.1134	0.4320	0.8910	1.4195	2.0360	249.5896	8.8600	37.8400	49.7600	0.1059		
12/03/2022	95.9078	0.5134	0.8314	1.4557	2.0504	249.6912	8.6600	37.8700	49.8200	0.0588		
13/03/2022	95.8148	0.4320	1.0323	1.5919	2.1828	247.6934	9.2700	37.8300	49.8300	0.0235		
14/03/2022	95.9168	0.4291	0.8878	1.4780	1.9383	246.9885	9.3700	37.8100	49.7900	0.0471		
15/03/2022	96.1678	0.4878	0.9084	1.5240	1.8255	248.8452	8.6600	37.7700	49.7800	0.0706		
16/03/2022	96.0789	0.5049	0.9417	1.5316	1.8745	249.5849	9.3700	37.7800	49.7700	0.0588		
17/03/2022	96.3139	0.5295	0.9808	1.5778	1.7668	249.1256	9.5700	37.7300	49.7400	0.1294		
18/03/2022	96.2382	0.5394	0.8598	1.5036	1.6763	249.6469	9.3700	37.7400	49.7600	0.1294		
19/03/2022	96.0110	0.5959	0.9405	1.5618	1.7419	250.0526	9.3700	37.7400	49.7300	0.1177		
20/03/2022	96.1791	0.5445	0.9761	1.5659	1.7706	250.8666	9.4700	37.7600	49.7500	0.1647		
21/03/2022	96.0426	0.5025	1.0356	1.6317	1.8398	250.2070	9.2700	37.7500	49.7100	0.1530		
22/03/2022	96.1152	0.4704	1.0471	1.5678	1.7293	249.8793	9.3700	37.7300	49.7400	0.0824		
23/03/2022	96.2495	0.4591	0.9955	1.4932	1.6436	248.7457	0.0200	37.7100	49.7700	0.0706		
24/03/2022	96.3615	0.4595	1.0396	1.5789	1.6851	248.4368	7.1600	37.7100	49.7700	0.0706		
25/03/2022	96.2893	0.4872	0.9873	1.5345	1.6807	249.8855	9.4700	37.7100	49.7600	0.0706		
26/03/2022	96.1411	0.4975	0.9721	1.5603	1.7357	249.9735	6.7500	37.7400	49.7500	0.0706		
27/03/2022	95.8873	0.5096	0.9817	1.5785	1.8113	250.4626	0.7200	37.7600	49.7800	0.0941		
28/03/2022	95.9778	0.4902	0.9946	1.6193	1.7812	250.2894	8.9600	37.7000	49.6400	0.1059		
29/03/2022	95.9828	0.5499	0.9550	1.5673	1.8185	249.9448	9.4700	37.7500	49.7000	0.0824		
30/03/2022	96.2335	0.4703	0.8980	1.5170	1.8123	248.5204	9.2700	37.7200	49.7300	0.1059		
31/03/2022	96.3256	0.4986	0.8250	1.4735	1.6958	249.1248	9.2700	37.7300	49.7600	0.1059		

\*/ Los valores trimestrales se deberán reportar en los meses de enero, abril, julio y octubre de cada año, respecto del trimestre inmediato anterior.

<b>Mínimo</b>	95.1134	0.3134	0.8250	1.3662	1.6436	244.2675	0.0200	37.7000	49.6400	0.0235		
<b>Promedio</b>	95.8753	0.4669	0.9918	1.5443	1.9626	248.6103	8.2387	37.7952	49.7758	0.0831		
<b>Máximo</b>	96.3615	0.5959	1.2899	1.6747	2.4822	250.8666	9.5700	37.9100	49.8700	0.1647		
<b>Desv. Est.</b>	0.37757	0.06778	0.10364	0.06552	0.26394	1.92448	2.48005	0.07066	0.05201	0.03696		

Observaciones: DATOS OBTENIDOS DE LOS ANALIZADORES PROPIEDAD DE ENGIE.