

FONDO PARA LA INFRAESTRUCTURA SOCIAL MUNICIPAL Y DE LAS DEMARCACIONES TERRITORIALES DEL DISTRITO FEDERAL (FIS MDF), PARA EL EJERCICIO FISCAL 2022.

EL PRESENTE ANEXO TIENE POR OBJETO DAR A CONOCER LA METODOLOGÍA QUE EL ESTADO DE OAXACA APLICARÁ PARA LA DISTRIBUCIÓN PORCENTUAL DEL FONDO PARA LA INFRAESTRUCTURA SOCIAL MUNICIPAL Y DE LAS DEMARCACIONES TERRITORIALES DEL DISTRITO FEDERAL, PARA EL EJERCICIO FISCAL 2022, DE CONFORMIDAD CON LA CLÁUSULA SEXTA DEL CONVENIO PARA ACORDAR LA METODOLOGÍA, FUENTES DE INFORMACIÓN, MECANISMOS DE DISTRIBUCIÓN Y ACCIONES PARA LA OPERACIÓN DEL FIS MDF (en adelante CONVENIO), FIRMADO EL DÍA 17 DEL MES DE ENERO DEL 2022 Y CON VIGENCIA HASTA EL DÍA 31 DE DICIEMBRE DEL AÑO 2022.

DECLARATORIA: LA ENTIDAD declara tener municipios que no disponen de información de pobreza extrema dada a conocer por el Consejo Nacional de Evaluación de la Política de Desarrollo Social (CONEVAL) correspondientes al año 2015, de conformidad con la cláusula QUINTA del CONVENIO.

Los Municipios que no disponen de información de Pobreza Extrema son los siguientes:

1. Matías Romero Avendaño
2. San Francisco Chindúa
3. Santa María Chimalapa
4. Santa María Petapa

Cabe señalar, que los Municipios antes mencionados se encuentran legalmente constituidos por las siguientes razones:

En los municipios antes mencionados no se pudieron calcular estimaciones de los indicadores de pobreza porque no se dispone de información de la Encuesta Intercensal 2015, pues según lo refiere el Instituto Nacional de Estadística y Geografía (INEGI), en dichos municipios la población se negó a ser entrevistada o había situaciones de riesgo para los entrevistadores (ver el documento "Encuesta Intercensal 2015 – Principales Resultados", dentro del portal del INEGI: <https://www.inegi.org.mx/programas/intercensal/2015/#Tabulados>).

En virtud de lo anterior, a los municipios sin información de pobreza se les asignarán recursos del FIS MDF 2022 conforme a lo establecido en el Décimo Primero Transitorio de la Reforma a la Ley de Coordinación Fiscal, publicada en el Diario Oficial de la Federación el 9 de diciembre de 2013 y que a la letra dice:

Décimo Primero.- En tanto el Consejo Nacional de Evaluación de la Política de Desarrollo Social emita una medición adicional del número de carencias promedio de la población en pobreza extrema por municipio y demarcación territorial, las entidades transferirán a los municipios y demarcaciones territoriales los recursos por concepto de Fondo de Aportaciones para la Infraestructura Social, de acuerdo con lo dispuesto en el primer párrafo del artículo 35 de esta Ley, utilizando la siguiente fórmula para la distribución de los mismos:

$$F_{i,t} = F_{i,2013} + \Delta F_{2013,t}(Z_{it})$$

En donde las variables se definen conforme a lo establecido en el artículo 34 de esta Ley.

Para el resto de los municipios de la Entidad, puesto que disponen de los cortes 2015 y 2020, se aplicará la fórmula de distribución tal como lo indica el artículo 34 de la Ley de Coordinación Fiscal.

Cabe señalar que el mecanismo descrito fue propuesto por la Entidad a funcionarios del CONEVAL y de la Secretaría de Hacienda y Crédito Público en sesión de trabajo del 17 de enero de 2018, llevada a cabo en las instalaciones de la Secretaría de Desarrollo Social ubicadas en Av. Reforma 116, piso 7, Colonia Juárez, Delegación Cuauhtémoc, Ciudad de México, en un horario de 10:00 a 15:00 h, no mostrando dichas dependencias objeciones técnicas y considerándolas apegadas a la normatividad vigente.

Se declara haber revisado la información de asignaciones de la Línea Basal 2013, que se desprende del **“Acuerdo.- por el que se realiza la distribución de los recursos de los Fondos de Aportaciones para la Infraestructura Social Municipal y Aportaciones para el Fortalecimiento de los Municipios, en el Estado de Oaxaca para el ejercicio fiscal 2013”**, publicado el 31 de enero de 2013 en el Periódico Oficial del Gobierno del Estado de Oaxaca, encontrando discrepancias entre lo publicado por concepto de FISM 2013 para el estado de Oaxaca publicado dentro del **“Acuerdo por el que se da a conocer a los gobiernos de las entidades federativas la distribución y calendarización para la ministración durante el ejercicio fiscal 2013, de los recursos correspondientes a los ramos generales 28 participaciones a entidades federativas y municipios, y 33 aportaciones federales para entidades federativas y municipios.”**, de fecha de publicación el 17 de enero del 2013 en el Diario Oficial de la Federación. Existiendo una diferencia de .02 centavos entre la suma total de lo publicado en 2013 por el Estado (se realizó el cálculo previamente con base en la información estadística correspondiente para efectos de la distribución 2013, dicho cálculo y su ajuste fueron validados y aprobados por la Secretaría de Bienestar para su inclusión en el cálculo FISMDF 2020) y lo asignado por la SHCP, debido a ésto, se realizó un recálculo del FISM 2013 conforme al contexto normativo anterior a la reforma de la Ley de Coordinación Fiscal, publicada en el Diario Oficial de la Federación el 9 de diciembre de 2013, para los municipios del Estado por indicaciones de la Secretaría de Bienestar, el cual es ocupado dentro del ejercicio como **Línea Basal 2013**. Dicho recálculo conlleva las siguientes modificaciones:

ID_MUN	NOMBRE DEL MUNICIPIO	FONDO DE APORTACIONES PARA LA INFRAESTRUCTURA SOCIAL MUNICIPAL 2013	
		DICE	DEBE DECIR
043	JUCHITÁN DE ZARAGOZA	\$62,001,283.24	\$62,001,283.23
047	SANTA MAGDALENA JICOTLÁN	\$79,911.20	\$79,911.18
478	SANTIAGO NACALTEPEC	\$2,466,631.41	\$2,466,631.40

Como consiguiente se publicará en el Periódico Oficial del Gobierno del Estado de Oaxaca, una fé de erratas del **“Acuerdo. - por el que se realiza la distribución de los recursos de los Fondos de Aportaciones para la Infraestructura Social Municipal y Aportaciones para el Fortalecimiento de los Municipios, en el Estado de Oaxaca para el ejercicio fiscal 2013”**, publicado el 31 de enero de 2013, señalando las correcciones a las asignaciones 2013.

PROPUESTA METODOLÓGICA DE LA ENTIDAD PARA ASIGNAR LOS RECURSOS DEL FISMDF 2022 A LOS MUNICIPIOS DE LA ENTIDAD

Etap 1. Se realiza el cálculo de asignación de recursos para todos los municipios de la Entidad conforme al artículo Décimo Primero Transitorio de la Reforma a la Ley de Coordinación Fiscal, publicada en el Diario Oficial de la Federación el 9 de diciembre de 2013.

Etap 2. Se aparta la asignación FISMDF 2022 resultante para los municipios que no tienen información de pobreza extrema 2015

Clave	Municipio
20057	Matías Romero Avendaño
20140	San Francisco Chindúa
20407	Santa María Chimalapa
20427	Santa María Petapa

Etap 3. Se aplica la fórmula de distribución de recursos del FISMDF conforme a lo establecido en el artículo 24 de la Ley de Coordinación Fiscal para los 566 municipios que sí disponen de información de pobreza extrema 2015 y 2020. El monto FISMDF a distribuir entre estos municipios es igual al publicado en el Presupuesto de Egresos de la Federación 2022 menos el monto FISMDF 2022 asignado a los 4 municipios que no cuentan información de pobreza extrema 2015 y que se obtuvieron en las Etapas 1 y 2. Asimismo, el monto total de la Línea basal 2013 para esta etapa 3 será igual a la suma de las Líneas basales de los 566 municipios que si

cuentan con información de pobreza 2015 y 2020. El incremento FISMDF a distribuir entre los 566 municipios que si cuentan con información 2015 y 2020 para este paso, será el resultante de restarle al monto total FISMDF 2022 el nuevo monto de la Línea basal 2013 de los 566 municipios que si cuentan con información 2015 y 2020, así como el monto total FISMDF 2022 asignado a los 4 municipios que no cuentan con información de pobreza 2015.

DESCRIPCIÓN DE LA FÓRMULA DE DISTRIBUCIÓN DEL FISMDF, VARIABLES Y FUENTES DE INFORMACIÓN

PRIMERO. - En cumplimiento con lo señalado los artículos 34 y 35 de la Ley de Coordinación Fiscal (LCF), se presentan las variables y fórmula para la distribución de los recursos correspondientes del Fondo de Aportaciones para la Infraestructura Social Municipal y de las Demarcaciones Territoriales del Distrito Federal (FISMDF), para el ejercicio fiscal 2022, mismas que coinciden con las publicadas en el “ACUERDO por el que se dan a conocer las variables y fuentes de información para apoyar a las entidades federativas en la aplicación de la fórmula de distribución del Fondo de Aportaciones para la Infraestructura Social Municipal y de las Demarcaciones Territoriales del Distrito Federal para el ejercicio fiscal 2022.”, por la Secretaría de Bienestar en el Diario Oficial de la Federación el 4 de enero de 2022.

SEGUNDO. - De conformidad con lo establecido en el “Acuerdo por el que se da a conocer a los Gobiernos de las Entidades Federativas la Distribución y Calendarización para la Ministración durante el Ejercicio Fiscal 2022, de los Recursos correspondientes a los Ramos Generales 28 Participaciones a Entidades Federativas y Municipios y 33 Aportaciones Federales para Entidades Federativas y Municipios”, publicado en el Diario Oficial de la Federación el 20 de diciembre de 2021, para el ejercicio fiscal 2022, corresponden al **Estado de Oaxaca**, la cantidad de **\$8,466,835,586.00 (Ocho mil cuatrocientos sesenta y seis millones ochocientos treinta y cinco mil quinientos ochenta y seis pesos 00/100 M.N.)**, por concepto del Fondo de Aportaciones para la Infraestructura Social, compuesto de la siguiente manera: **\$1,026,303,387.00 (Mil veintiséis millones trecientos tres mil trescientos ochenta y siete pesos 00/100 M.N.)** para el Fondo de Infraestructura Social para las Entidades, y **\$7,440,532,199.00 (Siete mil cuatrocientos cuarenta millones quinientos treinta y dos mil ciento noventa y nueve pesos 00/100 M.N.)** para el Fondo de Aportaciones para la Infraestructura Social Municipal y de las Demarcaciones Territoriales del Distrito Federal; montos que consideran las deducciones realizadas por la SHCP, para la fiscalización y evaluación del desempeño, a las que hacen referencia las fracciones IV y V del artículo 49 de la LCF.

TERCERO. - Para efectos de la aplicación de la fórmula del artículo 34 de la LCF, se utiliza como fuentes de información, el Presupuesto de Egresos de la Federación para el ejercicio fiscal 2022 y los informes de medición de la pobreza multidimensional municipal, dados a conocer por el CONEVAL de conformidad con el artículo 37 de la Ley General de Desarrollo Social.

CUARTO. - La fórmula para el cálculo del FISMDF para el estado de Oaxaca se describe de la siguiente manera:

$$F_{i,t} = F_{i,2013} + \Delta F_{2013,t} (0.8 * Z_{i,t} + 0.2 * e_{i,t})$$

Donde:

$$Z_{i,t} = \frac{x_{i,t}}{\sum_i x_{i,t}}$$

$$x_{i,t} = CPPE_i \frac{PPE_{i,T}}{\sum_i PPE_{i,T}}$$

$$e_{i,t} = \frac{\frac{PPE_{i,T-1}}{PPE_{i,T}}}{\sum_i \frac{PPE_{i,T-1}}{PPE_{i,T}}}$$

Y las variables de cálculo se definen de la siguiente manera:

$F_{i,t}$ = Monto del FISMDF del municipio o alcaldía i en el año t .

$F_{i,2013}$ = Monto del FISM del municipio o alcaldía i en 2013.

$\Delta F_{2013,t} = FISMDF_{i,t} - FISM_{i,2013}$, donde $FISMDF_{i,t}$ corresponde a los recursos del FISMDF en el año de cálculo t , para la entidad i , y $FISM_{i,2013}$ corresponde a los recursos del FISM recibidos por la entidad i en 2013.

$Z_{i,t}$ = La participación del municipio o alcaldía i , en el promedio estatal de las carencias de la población en pobreza extrema más reciente publicada por el Consejo Nacional de Evaluación de la Política de Desarrollo Social al año t .

$CPPE_i$ = Número de carencias promedio de la población en pobreza extrema en el municipio o delegación i más reciente publicada por el Consejo Nacional de Evaluación de la Política de Desarrollo Social al año t .

$e_{i,t}$ = Participación del municipio o alcaldía i , en la bolsa de recursos asignados por su eficacia en el abatimiento de la pobreza extrema.

$PPE_{i,T}$ = Población en Pobreza Extrema del municipio o delegación i , de acuerdo con la información más reciente provista por el Consejo Nacional de Evaluación de la Política de Desarrollo Social; y

$PPE_{i,T-1}$ = Población en Pobreza Extrema del municipio o delegación i , de acuerdo con la información inmediata anterior a la más reciente provista por el Consejo Nacional de Evaluación de la Política de Desarrollo Social.

QUINTO. – Excepción para el caso de $e_{i,t}$.

Para aquellos municipios que no observen valores de mediciones de pobreza multidimensional 2020 emitidos por el CONEVAL, las entidades transferirán a los municipios o delegaciones, los recursos por concepto del FAIS, de acuerdo con lo dispuesto en el primer párrafo del artículo 35 de la LCF, mediante la aplicación de la siguiente fórmula para su distribución, de conformidad con el artículo Décimo Primero Transitorio del DECRETO por el que se reforman y adicionan diversas disposiciones de la Ley de Coordinación Fiscal y de la Ley General de Contabilidad Gubernamental, publicado en el Diario Oficial de la Federación el 9 de diciembre de 2013:

$$F_{i,t} = F_{i,2013} + \Delta F_{2013,t} Z_{it}$$

SEXTO. - Fuentes de información.

Componente $F_{i,2013}$	
Nombre:	Línea Basal
Descripción:	Se refiere al monto que los municipios o delegaciones recibieron por concepto de FISM en el año 2013.
Fuente de Información	"Acuerdo por el que se da a conocer a los gobiernos de las entidades federativas la distribución y calendarización para la ministración durante el ejercicio fiscal 2013, de los recursos correspondientes a los Ramos Generales 28 Participaciones a Entidades Federativas y Municipios, y 33 Aportaciones Federales para Entidades Federativas y Municipios", publicado el 17 de enero de 2013 en el Diario Oficial de la Federación
Sitio Electrónico:	https://dof.gob.mx/nota_detalle.php?codigo=5284922&fecha=17/01/2013 (Enlace verificado el 10 de enero de 2022).
Publicación en el órgano oficial de la Entidad, de los montos de asignación por concepto de FISM, correspondientes al ejercicio fiscal 2013.	
Sitio Electrónico:	http://www.finanzasoxaca.gob.mx/pdf/asistencia/leyes_fiscales/2013/pdf/22 ACUERDO APORTACIONES.pdf con fecha de publicación el 31 de enero de 2013

(Enlace verificado el 10 de enero de 2022)

Componente $Z_{i,t}$

Nombre:

Pobreza

Descripción:

Se refiere a la participación de cada municipio en la pobreza extrema de la Entidad, ponderada por las carencias promedio de las personas en pobreza extrema del respectivo municipio.

Fuente de Información:

(CONEVAL).

Sitio Electrónico:

<https://www.coneval.org.mx/Medicion/Paginas/Pobreza-municipio-2010-2020.aspx>

(Enlace verificado el 10 de enero de 2022)

Indicaciones:

En el sitio electrónico al que direcciona la liga anterior, dar clic en el cuadro de diálogo "Anexo estadístico 2010 - 2020" y descargar el archivo "Concentrado_indicadores_de_pobreza_2020.zip". El archivo contiene el documento "Concentrado_indicadores_de_pobreza_2020.xlsx". Abrir el archivo y seleccionar la hoja de trabajo "Concentrado municipal". Para construir el indicador utilice los valores para "pobreza extrema", columnas "Personas" y "Carencias promedio" correspondientes al año 2020 de los municipios o alcaldías de la entidad.

Componente $e_{i,t}$

Nombre:

Eficacia

Descripción:

Es una medida de la disminución de la pobreza extrema que ha logrado un municipio en un periodo determinado. Para el caso del FISDMF, se compara el número de pobres extremos en la medición vigente de pobreza multidimensional hecha por el Consejo Nacional de Evaluación de la Política de Desarrollo Social, respecto de la misma medición inmediata anterior a la vigente. La medición de pobreza multidimensional municipal más reciente es la 2020 y la inmediata anterior es la 2015. Si este indicador es mayor a uno se considera que la entidad federativa ha sido eficaz, si es menor a uno se considera que no lo ha sido.

Fuente de Información:

(CONEVAL).

Sitio Electrónico:

<https://www.coneval.org.mx/Medicion/Paginas/Pobreza-municipio-2010-2020.aspx>

(Enlace verificado el 10 de enero de 2022)

Indicaciones:

En el sitio electrónico al que direcciona la liga anterior, dar clic en el cuadro de diálogo "Anexo estadístico 2010 - 2020" y descargar el archivo "Concentrado_indicadores_de_pobreza_2020.zip". El archivo contiene el documento "Concentrado_indicadores_de_pobreza_2020.xlsx". Abrir el archivo y seleccionar la hoja de cálculo "Concentrado municipal". Para construir el indicador utilice los valores para "pobreza extrema", columnas "Personas" correspondientes a los años 2015 y 2020 de los municipios o delegaciones.

Componente $\Delta F_{2013,t}$

Nombre:

Incremento FISDMF

Descripción:

Es el diferencial del Monto Total asignado al FISDMF en el año actual, respecto del monto total asignado al FISM en 2013. Para el caso de la Ciudad de México el monto FISM 2013 se considerará igual a \$603,630,951 (lo anterior se respalda por lo estipulado en el artículo 34 de la Ley de Coordinación Fiscal, considerando un

87.88% de los \$686,880,919.32 del Fondo de Aportaciones para la Infraestructura Social que hipotéticamente hubiese recibido la Ciudad de México en 2013).

Fuente de Información:

Para el Monto FISM 2013, consultar el Presupuesto de Egresos de la Federación 2013.

Para el monto FISMDF 2022, consultar el Presupuesto de Egresos de la Federación 2022.

Sitio Electrónico:

Monto FISM 2013:

http://www.apartados.hacienda.gob.mx/presupuesto/temas/pef/2013/temas/tomos/33/r33_rsfef.pdf
(enlace verificado el 10 de enero de 2022)

Monto FISMDF 2022:

https://www.pef.hacienda.gob.mx/work/models/aVbnZty0/PEF2022/kgp8l9cM/docs/33/r33_rsfef.pdf
(enlace verificado el 10 de enero de 2022)

Indicaciones:

Para el caso del Monto FISM 2013, tomar del archivo descargado del sitio electrónico mencionado el monto correspondiente al FAIS Municipal para cada estado. Esta información deberá ser verificada y revisada con el fin de que no existan desfases, deberán realizarse los cálculos y correcciones correspondientes.

Para el caso del Monto FISMDF 2022, descargar el documento de la liga electrónica proporcionada y tomar el monto FAIS Municipal y de las delegaciones correspondiente a la Entidad.

El monto ya considera las deducciones a las que hace referencia el artículo 49 de la Ley de Coordinación Fiscal en sus fracciones IV y V.

SÉPTIMO. - Cálculo de la Distribución del FISMDF 2022, para los municipios del estado de Oaxaca.

ETAPA 1. Calcular las asignaciones de los municipios sin información de Pobreza Extrema 2015.

Paso 1. Cálculo del componente $Z_{i,t}$

Municipio	Información CONEVAL 2020		Desarrollo de la Fórmula		
	$PPE_{i,T}$	$CPPE_{i,T}$	$\frac{PPE_{i,T}}{\sum_i PPE_{i,T}}$	$X_{i,t} = CPPE_i \frac{PPE_{i,T}}{\sum_i PPE_{i,T}}$	$Z_{i,t} = \frac{x_{i,t}}{\sum_i x_{i,t}}$
	Personas en Pobreza Extrema 2020	Carencias Promedio de personas en pobreza extrema 2020			
Abejones	204	3.53442	0.00020	0.00072	0.00019
Acatlán de Pérez Figueroa	7438	3.68023	0.00741	0.02727	0.00729
Asunción Cacalotepec	885	3.50449	0.00088	0.00309	0.00083
Asunción Cuyotepeji	175	3.44720	0.00017	0.00060	0.00016
Asunción Ixtaltepec	678	3.47009	0.00068	0.00234	0.00063
Asunción Nochixtlán	4364	3.58296	0.00435	0.01558	0.00416
Asunción Ocotlán	986	3.87084	0.00098	0.00380	0.00102
Asunción Tlacolulita	129	3.53517	0.00013	0.00045	0.00012
Ayotzintepec	3108	3.54326	0.00310	0.01097	0.00293
El Barrio de la Soledad	670	3.77071	0.00067	0.00252	0.00067
Calihualá	553	3.82065	0.00055	0.00211	0.00056
Candelaria Loxicha	4999	4.07061	0.00498	0.02028	0.00542

Ciénega de Zimatlán	273	3.45626	0.00027	0.00094	0.00025
Ciudad Ixtepec	1085	3.58311	0.00108	0.00387	0.00104
Coatecas Altas	2703	3.66280	0.00269	0.00986	0.00264
Coicoyán de las Flores	7878	3.97804	0.00785	0.03123	0.00834
La Compañía	1176	3.61424	0.00117	0.00424	0.00113
Concepción Buenavista	179	3.64106	0.00018	0.00065	0.00017
Concepción Pápalo	951	3.59052	0.00095	0.00340	0.00091
Constancia del Rosario	2083	3.93392	0.00208	0.00816	0.00218
Cosolapa	1991	3.83298	0.00198	0.00760	0.00203
Cosoltepec	189	3.48145	0.00019	0.00066	0.00018
Cuicápam de Guerrero	5958	3.71251	0.00594	0.02204	0.00589
Cuyamecalco Villa de Zaragoza	1697	3.65912	0.00169	0.00619	0.00165
Chahuities	2261	3.94696	0.00225	0.00889	0.00238
Chalcatongo de Hidalgo	2294	3.50231	0.00229	0.00801	0.00214
Chiquihuitlán de Benito Juárez	702	3.63121	0.00070	0.00254	0.00068
Heroica Ciudad de Ejutla de Crespo	4590	3.73096	0.00457	0.01706	0.00456
Eloxochitlán de Flores Magón	2038	3.61386	0.00203	0.00734	0.00196
El Espinal	204	3.79859	0.00020	0.00077	0.00021
Tamazulápam del Espíritu Santo	2264	3.49169	0.00226	0.00788	0.00210
Fresnillo de Trujano	205	3.45536	0.00020	0.00071	0.00019
Guadalupe Etla	123	4.02539	0.00012	0.00049	0.00013
Guadalupe de Ramírez	187	3.36323	0.00019	0.00063	0.00017
Guelatao de Juárez	7	3.06438	0.00001	0.00002	0.00001
Guevea de Humboldt	1301	3.59919	0.00130	0.00467	0.00125
Mesones Hidalgo	1899	3.62521	0.00189	0.00686	0.00183
Villa Hidalgo	375	3.71106	0.00037	0.00139	0.00037
Heroica Ciudad de Huajuapán de León	7817	3.62906	0.00779	0.02827	0.00755
Huautepic	4809	3.97041	0.00479	0.01902	0.00508
Huautla de Jiménez	12716	3.86370	0.01267	0.04895	0.01308
Ixtlán de Juárez	1318	3.36278	0.00131	0.00442	0.00118
Heroica Ciudad de Juchitán de Zaragoza	17307	3.87346	0.01724	0.06680	0.01785
Loma Bonita	6560	3.63185	0.00654	0.02374	0.00634
Magdalena Apasco	151	3.44585	0.00015	0.00052	0.00014
Magdalena Jaltepec	669	3.34960	0.00067	0.00223	0.00060
Santa Magdalena Jicotlán	8	3.82884	0.00001	0.00003	0.00001
Magdalena Mixtepec	806	3.46255	0.00080	0.00278	0.00074
Magdalena Ocotlán	334	3.69073	0.00033	0.00123	0.00033
Magdalena Peñasco	1114	3.28506	0.00111	0.00365	0.00097
Magdalena Teitipac	2334	3.78685	0.00233	0.00881	0.00235
Magdalena Tequisistlán	853	3.54592	0.00085	0.00301	0.00081
Magdalena Tlacoatepec	62	3.41962	0.00006	0.00021	0.00006

Magdalena Zahuatlán	99	3.48610	0.00010	0.00034	0.00009
Mariscala de Juárez	575	3.50487	0.00057	0.00201	0.00054
Mártires de Tacubaya	313	3.72707	0.00031	0.00116	0.00031
Matías Romero Avenidaño	6354	3.69074	0.00633	0.02337	0.00624
Mazatlán Villa de Flores	7187	3.76335	0.00716	0.02695	0.00720
Miahuatlán de Porfirio Díaz	13492	3.80353	0.01344	0.05113	0.01366
Mixistlán de la Reforma	704	3.41609	0.00070	0.00240	0.00064
Monjas	679	3.48086	0.00068	0.00235	0.00063
Natividad	22	3.28845	0.00002	0.00007	0.00002
Nazareno Etlá	222	3.62326	0.00022	0.00080	0.00021
Nejapa de Madero	1170	3.55498	0.00117	0.00414	0.00111
Ixpantepec Nieves	357	3.64604	0.00036	0.00130	0.00035
Santiago Niltepec	651	3.46150	0.00065	0.00225	0.00060
Oaxaca de Juárez	21605	3.77621	0.02153	0.08129	0.02172
Ocotlán de Morelos	3804	3.68463	0.00379	0.01397	0.00373
La Pe	887	3.58847	0.00088	0.00317	0.00085
Pinotepa de Don Luis	2555	3.64937	0.00255	0.00929	0.00248
Pluma Hidalgo	942	3.94075	0.00094	0.00370	0.00099
San José del Progreso	2182	3.67024	0.00217	0.00798	0.00213
Putla Villa de Guerrero	11675	3.65976	0.01163	0.04257	0.01138
Santa Catarina Quijoquitani	85	3.33092	0.00008	0.00028	0.00008
Reforma de Pineda	299	3.42073	0.00030	0.00102	0.00027
La Reforma	786	3.65903	0.00078	0.00287	0.00077
Reyes Etlá	314	3.79755	0.00031	0.00119	0.00032
Rojas de Cuauhtémoc	34	3.49049	0.00003	0.00012	0.00003
Salina Cruz	3771	3.89467	0.00376	0.01463	0.00391
San Agustín Amatengo	319	3.74839	0.00032	0.00119	0.00032
San Agustín Atenango	404	3.62188	0.00040	0.00146	0.00039
San Agustín Chayuco	1081	3.66298	0.00108	0.00395	0.00105
San Agustín de las Juntas	757	3.69049	0.00075	0.00278	0.00074
San Agustín Etlá	107	3.41044	0.00011	0.00036	0.00010
San Agustín Loxicha	17136	3.88152	0.01707	0.06627	0.01771
San Agustín Tlacotepec	336	3.46917	0.00033	0.00116	0.00031
San Agustín Yatareni	1362	3.69459	0.00136	0.00501	0.00134
San Andrés Cabecera Nueva	1069	3.50699	0.00107	0.00374	0.00100
San Andrés Dinicuiti	676	3.51640	0.00067	0.00237	0.00063
San Andrés Huaxpaltepec	1558	3.60852	0.00155	0.00560	0.00150
San Andrés Huayápam	191	3.45240	0.00019	0.00066	0.00018
San Andrés Ixtlahuaca	226	3.56747	0.00023	0.00080	0.00021
San Andrés Lagunas	125	3.41845	0.00012	0.00043	0.00011
San Andrés Nuxiño	555	3.25493	0.00055	0.00180	0.00048
San Andrés Paxtlán	2173	3.67441	0.00217	0.00796	0.00213

San Andrés Sinaxtla	52	3.56102	0.00005	0.00018	0.00005
San Andrés Solaga	344	3.36075	0.00034	0.00115	0.00031
San Andrés Teotilápam	1874	3.73027	0.00187	0.00697	0.00186
San Andrés Tepetlapa	192	3.57448	0.00019	0.00068	0.00018
San Andrés Yaá	69	3.39551	0.00007	0.00023	0.00006
San Andrés Zabache	312	3.80713	0.00031	0.00118	0.00032
San Andrés Zautla	500	3.63377	0.00050	0.00181	0.00048
San Antonino Castillo Velasco	1459	4.01562	0.00145	0.00584	0.00156
San Antonino el Alto	831	3.42156	0.00083	0.00283	0.00076
San Antonino Monte Verde	2773	3.47401	0.00276	0.00960	0.00256
San Antonio Acutla	7	3.82189	0.00001	0.00003	0.00001
San Antonio de la Cal	3347	3.67775	0.00333	0.01227	0.00328
San Antonio Huitepec	909	3.46274	0.00091	0.00314	0.00084
San Antonio Nanahuatipam	164	3.35764	0.00016	0.00055	0.00015
San Antonio Sinichahua	890	3.77756	0.00089	0.00335	0.00090
San Antonio Tepetlapa	2485	3.59227	0.00248	0.00889	0.00238
San Baltazar Chichicápam	859	3.56136	0.00086	0.00305	0.00081
San Baltazar Loxicha	789	3.41957	0.00079	0.00269	0.00072
San Baltazar Yatzachi el Bajo	105	3.41452	0.00010	0.00036	0.00010
San Bartolo Coyotepec	769	3.63760	0.00077	0.00279	0.00074
San Bartolomé Ayautla	2835	3.94705	0.00282	0.01115	0.00298
San Bartolomé Loxicha	607	3.48322	0.00060	0.00211	0.00056
San Bartolomé Quialana	577	3.54809	0.00057	0.00204	0.00055
San Bartolomé Yucuañe	287	3.55437	0.00029	0.00102	0.00027
San Bartolomé Zoogocho	136	3.56697	0.00014	0.00048	0.00013
San Bartolo Soyaltepec	52	3.37913	0.00005	0.00018	0.00005
San Bartolo Yautepec	86	3.27670	0.00009	0.00028	0.00008
San Bernardo Mixtepec	731	3.56327	0.00073	0.00260	0.00069
San Blas Atempa	3755	4.02995	0.00374	0.01508	0.00403
San Carlos Yautepec	3896	3.65350	0.00388	0.01418	0.00379
San Cristóbal Amatlán	1761	3.49257	0.00175	0.00613	0.00164
San Cristóbal Amoltepec	495	3.51689	0.00049	0.00173	0.00046
San Cristóbal Lachirioag	119	3.22635	0.00012	0.00038	0.00010
San Cristóbal Suchixtlahuaca	23	3.08925	0.00002	0.00007	0.00002
San Dionisio del Mar	1582	3.60935	0.00158	0.00569	0.00152
San Dionisio Ocotepc	5715	3.80144	0.00569	0.02165	0.00578
San Dionisio Ocotlán	185	3.45783	0.00018	0.00064	0.00017
San Esteban Atatlahuca	1563	3.46953	0.00156	0.00540	0.00144
San Felipe Jalapa de Díaz	24178	4.11011	0.02409	0.09902	0.02646
San Felipe Tejalápam	2451	3.70133	0.00244	0.00904	0.00242
San Felipe Usila	6993	3.68795	0.00697	0.02570	0.00687

San Francisco Cahuacuá	1665	3.62179	0.00166	0.00601	0.00161
San Francisco Cajonos	75	3.53511	0.00007	0.00026	0.00007
San Francisco Chapulapa	1071	3.67922	0.00107	0.00393	0.00105
San Francisco Chindúa	233	3.37153	0.00023	0.00078	0.00021
San Francisco del Mar	1715	3.80976	0.00171	0.00651	0.00174
San Francisco Huehuetlán	367	3.46278	0.00037	0.00127	0.00034
San Francisco Ixhuatán	1592	3.61724	0.00159	0.00574	0.00153
San Francisco Jaltepetongo	277	3.43648	0.00028	0.00095	0.00025
San Francisco Lachigoló	496	3.69247	0.00049	0.00182	0.00049
San Francisco Logueche	1162	3.31818	0.00116	0.00384	0.00103
San Francisco Nuxaño	51	3.17082	0.00005	0.00016	0.00004
San Francisco Ozolotepec	723	3.39614	0.00072	0.00245	0.00065
San Francisco Sola	645	3.95565	0.00064	0.00254	0.00068
San Francisco Telixtlahuaca	1717	3.64442	0.00171	0.00623	0.00167
San Francisco Teopan	138	3.42183	0.00014	0.00047	0.00013
San Francisco Tlapancingo	1402	3.69517	0.00140	0.00516	0.00138
San Gabriel Mixtepec	952	3.54445	0.00095	0.00336	0.00090
San Ildefonso Amatlán	715	3.45181	0.00071	0.00246	0.00066
San Ildefonso Sola	516	3.89185	0.00051	0.00200	0.00053
San Ildefonso Villa Alta	484	3.78086	0.00048	0.00182	0.00049
San Jacinto Amilpas	540	3.83371	0.00054	0.00206	0.00055
San Jacinto Tlacotepec	520	3.46334	0.00052	0.00179	0.00048
San Jerónimo Coatlán	2357	3.56638	0.00235	0.00838	0.00224
San Jerónimo Silacayoapilla	156	3.44595	0.00016	0.00054	0.00014
San Jerónimo Sosola	545	3.45081	0.00054	0.00187	0.00050
San Jerónimo Taviche	931	3.64794	0.00093	0.00338	0.00090
San Jerónimo Tecóatl	743	3.77830	0.00074	0.00280	0.00075
San Jorge Nuchita	1201	3.75305	0.00120	0.00449	0.00120
San José Ayuquila	353	3.40769	0.00035	0.00120	0.00032
San José Chiltepec	2247	3.77516	0.00224	0.00845	0.00226
San José del Peñasco	418	3.44894	0.00042	0.00144	0.00038
San José Estancia Grande	167	3.83753	0.00017	0.00064	0.00017
San José Independencia	2379	3.96409	0.00237	0.00940	0.00251
San José Lachiguirí	1988	3.74252	0.00198	0.00741	0.00198
San José Tenango	13320	4.06914	0.01327	0.05401	0.01443
San Juan Achiutla	63	3.29089	0.00006	0.00021	0.00006
San Juan Atepec	221	3.35149	0.00022	0.00074	0.00020
Ánimas Trujano	326	3.52979	0.00032	0.00115	0.00031
San Juan Bautista Atlatlahuca	400	3.32386	0.00040	0.00132	0.00035
San Juan Bautista Coixtlahuaca	609	3.40677	0.00061	0.00207	0.00055

San Juan Bautista Cuicatlán	1727	3.63954	0.00172	0.00626	0.00167
San Juan Bautista Guelache	557	3.73667	0.00055	0.00207	0.00055
San Juan Bautista Jayacatlán	383	3.42816	0.00038	0.00131	0.00035
San Juan Bautista Lo de Soto	271	3.76851	0.00027	0.00102	0.00027
San Juan Bautista Suchitepec	77	3.34416	0.00008	0.00026	0.00007
San Juan Bautista Tlacoatzintepec	966	3.58721	0.00096	0.00345	0.00092
San Juan Bautista Tlachichilco	435	3.49461	0.00043	0.00151	0.00040
San Juan Bautista Tuxtepec	29910	3.92466	0.02980	0.11696	0.03125
San Juan Cacahuatpec	2273	3.67096	0.00226	0.00831	0.00222
San Juan Cieneguilla	78	3.30482	0.00008	0.00026	0.00007
San Juan Coatzacoatz	875	3.57831	0.00087	0.00312	0.00083
San Juan Colorado	4167	3.82962	0.00415	0.01590	0.00425
San Juan Comaltepec	1720	3.70583	0.00171	0.00635	0.00170
San Juan Cotzocón	6366	3.67247	0.00634	0.02329	0.00622
San Juan Chicomezúchil	35	3.21661	0.00003	0.00011	0.00003
San Juan Chilateca	57	3.61758	0.00006	0.00021	0.00005
San Juan del Estado	389	3.49823	0.00039	0.00136	0.00036
San Juan del Río	212	3.31648	0.00021	0.00070	0.00019
San Juan Diuxi	538	3.63900	0.00054	0.00195	0.00052
San Juan Evangelista Analco	39	3.21517	0.00004	0.00012	0.00003
San Juan Guelavía	589	3.51877	0.00059	0.00207	0.00055
San Juan Guichicovi	6450	3.65576	0.00643	0.02349	0.00628
San Juan Ihuatpec	211	3.49086	0.00021	0.00073	0.00020
San Juan Juquila Mixes	1086	3.59058	0.00108	0.00389	0.00104
San Juan Juquila Vijanos	563	3.42574	0.00056	0.00192	0.00051
San Juan Lachao	797	3.50313	0.00079	0.00278	0.00074
San Juan Lachigalla	1425	3.58909	0.00142	0.00510	0.00136
San Juan Lajarcia	144	3.82452	0.00014	0.00055	0.00015
San Juan Lalana	11703	4.01488	0.01166	0.04682	0.01251
San Juan de los Cués	606	3.46595	0.00060	0.00209	0.00056
San Juan Mazatlán	6478	3.85889	0.00645	0.02491	0.00666
San Juan Mixtepec - Dto. 08	2733	3.67201	0.00272	0.01000	0.00267
San Juan Mixtepec - Dto. 26	123	3.37854	0.00012	0.00041	0.00011
San Juan Nümü	2686	3.60311	0.00268	0.00964	0.00258
San Juan Ozolotepec	1599	3.79120	0.00159	0.00604	0.00161
San Juan Petlapa	1794	3.83230	0.00179	0.00685	0.00183
San Juan Quiahije	1118	3.45909	0.00111	0.00385	0.00103
San Juan Quiotepec	433	3.38758	0.00043	0.00146	0.00039
San Juan Sayultepec	77	3.50552	0.00008	0.00027	0.00007
San Juan Tabaá	236	3.28504	0.00024	0.00077	0.00024

San Juan Tamazola	1708	3.57279	0.00170	0.00608	0.00162
San Juan Teita	261	3.40147	0.00026	0.00088	0.00024
San Juan Teitipac	728	3.49444	0.00073	0.00253	0.00068
San Juan Tepeuxila	843	3.48887	0.00084	0.00293	0.00078
San Juan Teposcolula	247	3.44003	0.00025	0.00085	0.00023
San Juan Yaeé	235	3.32771	0.00023	0.00078	0.00021
San Juan Yatzona	82	3.35124	0.00008	0.00027	0.00007
San Juan Yucuíta	62	3.23000	0.00006	0.00020	0.00005
San Lorenzo	2435	3.67173	0.00243	0.00891	0.00238
San Lorenzo Albarradas	492	3.38881	0.00049	0.00166	0.00044
San Lorenzo Cacaotepec	1750	3.63409	0.00174	0.00634	0.00169
San Lorenzo Cuaunecuiltitla	419	3.54622	0.00042	0.00148	0.00040
San Lorenzo Texmelúcan	5557	3.59616	0.00554	0.01991	0.00532
San Lorenzo Victoria	206	3.70144	0.00021	0.00076	0.00020
San Lucas Camotlán	1777	3.32165	0.00177	0.00588	0.00157
San Lucas Ojitlán	9807	3.70061	0.00977	0.03616	0.00966
San Lucas Quiavini	541	3.66950	0.00054	0.00198	0.00053
San Lucas Zoquiápam	4051	3.68795	0.00404	0.01489	0.00398
San Luis Amatlán	986	3.47221	0.00098	0.00341	0.00091
San Marcial Ozolotepec	436	3.43910	0.00043	0.00149	0.00040
San Marcos Arteaga	226	3.72041	0.00023	0.00084	0.00022
San Martín de los Cansecos	255	3.59299	0.00025	0.00091	0.00024
San Martín Huamelúlpam	194	3.39103	0.00019	0.00066	0.00018
San Martín Itunyoso	2122	3.91780	0.00211	0.00828	0.00221
San Martín Lachilá	304	3.73383	0.00030	0.00113	0.00030
San Martín Peras	8693	3.90671	0.00866	0.03384	0.00904
San Martín Tilcajete	219	3.45593	0.00022	0.00075	0.00020
San Martín Toxpalan	1156	3.79184	0.00115	0.00437	0.00117
San Martín Zacatepec	394	3.55613	0.00039	0.00140	0.00037
San Mateo Cajonos	132	3.40945	0.00013	0.00045	0.00012
Capulápam de Méndez	42	3.43811	0.00004	0.00014	0.00004
San Mateo del Mar	7691	3.79206	0.00766	0.02906	0.00776
San Mateo Yoloxochitlán	1801	3.64764	0.00179	0.00655	0.00175
San Mateo Etlatongo	225	3.57655	0.00022	0.00080	0.00021
San Mateo Nejápam	499	3.54839	0.00050	0.00176	0.00047
San Mateo Peñasco	1009	3.44951	0.00101	0.00347	0.00093
San Mateo Piñas	927	3.81345	0.00092	0.00352	0.00094
San Mateo Río Hondo	739	3.51780	0.00074	0.00259	0.00069
San Mateo Sindihui	915	3.66753	0.00091	0.00334	0.00089
San Mateo Tlapiltepec	41	3.54530	0.00004	0.00014	0.00004
San Melchor Betaza	344	3.46551	0.00034	0.00119	0.00032
San Miguel Achiutla	276	3.46424	0.00028	0.00095	0.00025

San Miguel Ahuehuetitlán	1071	3.70848	0.00107	0.00396	0.00106
San Miguel Aloápam	678	3.52759	0.00068	0.00238	0.00064
San Miguel Amatlán	1508	3.56967	0.00150	0.00536	0.00143
San Miguel Amatlán	65	3.26609	0.00006	0.00021	0.00006
San Miguel Coatlán	1275	3.68917	0.00127	0.00469	0.00125
San Miguel Chicahua	730	3.42566	0.00073	0.00249	0.00067
San Miguel Chimalapa	1882	3.78463	0.00188	0.00710	0.00190
San Miguel del Puerto	689	3.61684	0.00069	0.00248	0.00066
San Miguel del Río	42	3.24573	0.00004	0.00014	0.00004
San Miguel Ejutla	174	3.65926	0.00017	0.00063	0.00017
San Miguel el Grande	772	3.50718	0.00077	0.00270	0.00072
San Miguel Huautla	681	3.49837	0.00068	0.00237	0.00063
San Miguel Mixtepec	2327	3.88149	0.00232	0.00900	0.00240
San Miguel Panixtlahuaca	3372	3.49845	0.00336	0.01175	0.00314
San Miguel Peras	2321	3.71058	0.00231	0.00858	0.00229
San Miguel Piedras	662	3.54992	0.00066	0.00234	0.00063
San Miguel Quetzaltepec	3091	3.51169	0.00308	0.01082	0.00289
San Miguel Santa Flor	166	3.33966	0.00017	0.00055	0.00015
Villa Sola de Vega	6368	3.81438	0.00635	0.02420	0.00647
San Miguel Soyaltepec	13987	3.79553	0.01394	0.05290	0.01413
San Miguel Suchixtepec	967	3.38846	0.00096	0.00326	0.00087
Villa Talea de Castro	392	3.41621	0.00039	0.00133	0.00036
San Miguel Tecomatlán	28	3.30846	0.00003	0.00009	0.00002
San Miguel Tenango	100	3.46508	0.00010	0.00035	0.00009
San Miguel Tequixtepec	160	3.36723	0.00016	0.00054	0.00014
San Miguel Tilquiápam	2168	3.86497	0.00216	0.00835	0.00223
San Miguel Tlacamama	649	3.55550	0.00065	0.00230	0.00061
San Miguel Tlacotepec	744	3.72641	0.00074	0.00276	0.00074
San Miguel Tulancingo	34	3.16931	0.00003	0.00011	0.00003
San Miguel Yotao	347	3.56738	0.00035	0.00123	0.00033
San Nicolás	292	3.48895	0.00029	0.00102	0.00027
San Nicolás Hidalgo	207	3.57082	0.00021	0.00074	0.00020
San Pablo Coatlán	1307	3.44978	0.00130	0.00449	0.00120
San Pablo Cuatro Venados	894	3.49473	0.00089	0.00311	0.00083
San Pablo Etla	560	3.61050	0.00056	0.00201	0.00054
San Pablo Huitzo	623	3.53477	0.00062	0.00219	0.00059
San Pablo Huixtepec	1258	3.77555	0.00125	0.00473	0.00126
San Pablo Macuiltianguis	161	3.34133	0.00016	0.00054	0.00014
San Pablo Tlajaltepec	1430	3.46509	0.00142	0.00494	0.00132
San Pablo Villa de Mitla	2651	3.69508	0.00264	0.00976	0.00261
San Pablo Yaganiza	223	3.48235	0.00022	0.00077	0.00021
San Pedro Amuzgos	2874	3.76581	0.00286	0.01078	0.00288

San Pedro Apóstol	245	3.55983	0.00024	0.00087	0.00023
San Pedro Atoyac	1827	3.45689	0.00182	0.00629	0.00168
San Pedro Cajonos	198	3.53637	0.00020	0.00070	0.00019
San Pedro Coxcaltepec Cántaros	226	3.26442	0.00023	0.00074	0.00020
San Pedro Comitancillo	157	3.51819	0.00016	0.00055	0.00015
San Pedro el Alto	1922	3.66445	0.00192	0.00702	0.00188
San Pedro Huamelula	711	3.59981	0.00071	0.00255	0.00068
San Pedro Huilotepec	722	3.91277	0.00072	0.00281	0.00075
San Pedro Ixcatlán	4932	3.86902	0.00491	0.01901	0.00508
San Pedro Ixtlahuaca	2509	3.78853	0.00250	0.00947	0.00253
San Pedro Jaltepetongo	266	3.19146	0.00027	0.00085	0.00023
San Pedro Jicayán	5844	3.89483	0.00582	0.02268	0.00606
San Pedro Jocotipac	208	3.38774	0.00021	0.00070	0.00019
San Pedro Juchatengo	306	3.62130	0.00030	0.00110	0.00030
San Pedro Mártir	433	4.01619	0.00043	0.00173	0.00046
San Pedro Mártir Quiechapa	301	3.55555	0.00030	0.00107	0.00028
San Pedro Mártir Yucuxaco	485	3.58563	0.00048	0.00173	0.00046
San Pedro Mixtepec - Dto. 22	5114	3.80323	0.00510	0.01938	0.00518
San Pedro Mixtepec - Dto. 26	277	3.31640	0.00028	0.00092	0.00024
San Pedro Molinos	209	3.40368	0.00021	0.00071	0.00019
San Pedro Nopala	368	3.61869	0.00037	0.00133	0.00035
San Pedro Ocopetatillo	393	3.55426	0.00039	0.00139	0.00037
San Pedro Ocotepec	712	3.24796	0.00071	0.00230	0.00062
San Pedro Pochutla	6342	4.00073	0.00632	0.02528	0.00676
San Pedro Quiatoni	6018	3.70809	0.00600	0.02223	0.00594
San Pedro Sochiápam	2829	3.76915	0.00282	0.01062	0.00284
San Pedro Tapanatepec	2236	3.93565	0.00223	0.00877	0.00234
San Pedro Taviche	741	3.54743	0.00074	0.00262	0.00070
San Pedro Tezacoalco	515	3.71576	0.00051	0.00191	0.00051
San Pedro Teutila	1984	3.59656	0.00198	0.00711	0.00190
San Pedro Tidaá	328	3.48216	0.00033	0.00114	0.00030
San Pedro Topiltepec	69	3.41247	0.00007	0.00023	0.00006
San Pedro Totolápam	230	3.59174	0.00023	0.00082	0.00022
Villa de Tututepec de Melchor Ocampo	7535	3.78549	0.00751	0.02842	0.00759
San Pedro Yaneri	277	3.31700	0.00028	0.00092	0.00024
San Pedro Yólox	204	3.30799	0.00020	0.00067	0.00018
San Pedro y San Pablo Ayutla	1957	3.78475	0.00195	0.00738	0.00197
Villa de Etla	913	3.67484	0.00091	0.00334	0.00089
San Pedro y San Pablo Teposcolula	322	3.46022	0.00032	0.00111	0.00030
San Pedro y San Pablo Tequixtepec	427	3.42753	0.00043	0.00146	0.00039
San Pedro Yucunama	36	3.63120	0.00004	0.00013	0.00003

San Raymundo Jalpan	119	3.69738	0.00012	0.00044	0.00012
San Sebastián Abasolo	303	3.67904	0.00030	0.00111	0.00030
San Sebastián Coatlán	1036	3.65134	0.00103	0.00377	0.00101
San Sebastián Ixcapa	766	3.66205	0.00076	0.00280	0.00075
San Sebastián Nicananduta	629	3.45414	0.00063	0.00216	0.00058
San Sebastián Río Hondo	1658	3.50586	0.00165	0.00579	0.00155
San Sebastián Tecomaxtlahuaca	1928	3.81164	0.00192	0.00732	0.00196
San Sebastián Teitipac	291	3.75292	0.00029	0.00109	0.00029
San Sebastián Tutla	401	3.37581	0.00040	0.00135	0.00036
San Simón Almolongas	718	3.54476	0.00072	0.00254	0.00068
San Simón Zahuatlán	4168	4.23617	0.00415	0.01759	0.00470
Santa Ana	741	3.62895	0.00074	0.00268	0.00072
Santa Ana Ateixtlahuaca	375	4.08787	0.00037	0.00153	0.00041
Santa Ana Cuauhtémoc	255	3.70503	0.00025	0.00094	0.00025
Santa Ana del Valle	515	3.63176	0.00051	0.00186	0.00050
Santa Ana Tavela	237	3.58369	0.00024	0.00085	0.00023
Santa Ana Tlapacoyan	394	3.80912	0.00039	0.00150	0.00040
Santa Ana Yareni	215	3.49780	0.00021	0.00075	0.00020
Santa Ana Zegache	921	3.65705	0.00092	0.00336	0.00090
Santa Catalina Quierí	315	3.42308	0.00031	0.00107	0.00029
Santa Catarina Cuixtla	216	3.43249	0.00022	0.00074	0.00020
Santa Catarina Ixtepeji	495	3.43184	0.00049	0.00169	0.00045
Santa Catarina Juquila	3640	3.67492	0.00363	0.01333	0.00356
Santa Catarina Lachatao	97	3.32348	0.00010	0.00032	0.00009
Santa Catarina Loxicha	1957	3.78329	0.00195	0.00738	0.00197
Santa Catarina Mechoacán	2240	3.79602	0.00223	0.00847	0.00226
Santa Catarina Minas	336	3.46899	0.00033	0.00116	0.00031
Santa Catarina Quiané	148	3.44594	0.00015	0.00051	0.00014
Santa Catarina Tayata	134	3.66097	0.00013	0.00049	0.00013
Santa Catarina Ticuá	392	3.45949	0.00039	0.00135	0.00036
Santa Catarina Yosonotú	298	3.12227	0.00030	0.00093	0.00025
Santa Catarina Zapoquila	180	3.53825	0.00018	0.00063	0.00017
Santa Cruz Acatepec	914	3.65109	0.00091	0.00333	0.00089
Santa Cruz Amilpas	786	3.69734	0.00078	0.00290	0.00077
Santa Cruz de Bravo	53	3.29666	0.00005	0.00017	0.00005
Santa Cruz Itundujia	4052	3.58615	0.00404	0.01448	0.00387
Santa Cruz Mixtepec	1295	3.69852	0.00129	0.00477	0.00128
Santa Cruz Nundaco	1216	3.52557	0.00121	0.00427	0.00114
Santa Cruz Papalutla	255	3.52814	0.00025	0.00090	0.00024
Santa Cruz Tacache de Mina	359	3.36366	0.00036	0.00120	0.00032
Santa Cruz Tacahua	312	3.41878	0.00031	0.00106	0.00028

Santa Cruz Tayata	211	3.65605	0.00021	0.00077	0.00021
Santa Cruz Xitla	2019	3.78058	0.00201	0.00761	0.00203
Santa Cruz Xoxocotlán	14538	3.66521	0.01449	0.05309	0.01419
Santa Cruz Zenzontepec	10245	3.59627	0.01021	0.03671	0.00981
Santa Gertrudis	387	3.58060	0.00039	0.00138	0.00037
Santa Inés del Monte	1451	3.61906	0.00145	0.00523	0.00140
Santa Inés Yatzeche	158	3.37176	0.00016	0.00053	0.00014
Santa Lucía del Camino	1920	3.47624	0.00191	0.00665	0.00178
Santa Lucía Miahuatlán	2463	3.95082	0.00245	0.00970	0.00259
Santa Lucía Monteverde	3548	3.58163	0.00354	0.01266	0.00338
Santa Lucía Ocotlán	1438	3.50910	0.00143	0.00503	0.00134
Santa María Alotepec	541	3.34546	0.00054	0.00180	0.00048
Santa María Apazco	794	3.49776	0.00079	0.00277	0.00074
Santa María la Asunción	2039	3.87425	0.00203	0.00787	0.00210
Heroica Ciudad de Tlaxiaco	7190	3.61340	0.00716	0.02589	0.00692
Ayoquezco de Aldama	998	3.60464	0.00099	0.00358	0.00096
Santa María Atzompa	5869	3.75672	0.00585	0.02197	0.00587
Santa María Camotlán	192	3.60749	0.00019	0.00069	0.00018
Santa María Colotepec	2495	3.84720	0.00249	0.00956	0.00256
Santa María Cortijo	324	3.87929	0.00032	0.00125	0.00033
Santa María Coyotepec	345	3.40207	0.00034	0.00117	0.00031
Santa María Chachoápam	48	3.51395	0.00005	0.00017	0.00004
Villa de Chilapa de Díaz	247	3.60898	0.00025	0.00089	0.00024
Santa María Chilchotla	13310	3.88592	0.01326	0.05154	0.01377
Santa María Chimalapa	3095	3.68037	0.00308	0.01135	0.00303
Santa María del Rosario	138	3.43845	0.00014	0.00047	0.00013
Santa María del Tule	285	3.45111	0.00028	0.00098	0.00026
Santa María Ecatepec	619	3.35618	0.00062	0.00207	0.00055
Santa María Guelacé	139	3.63823	0.00014	0.00050	0.00013
Santa María Guienagati	1063	3.84423	0.00106	0.00407	0.00109
Santa María Huatulco	4811	3.88345	0.00479	0.01862	0.00497
Santa María Huazolotitlán	2133	3.71954	0.00213	0.00791	0.00211
Santa María Ipalapa	1469	3.58187	0.00146	0.00524	0.00140
Santa María Ixcatlán	290	3.69887	0.00029	0.00107	0.00029
Santa María Jacatepec	2813	3.74068	0.00280	0.01048	0.00280
Santa María Jalapa del Marqués	1120	3.72193	0.00112	0.00415	0.00111
Santa María Jaltianguis	54	3.62301	0.00005	0.00019	0.00005
Santa María Lachixío	607	3.42254	0.00060	0.00207	0.00055
Santa María Mixtequilla	368	3.54882	0.00037	0.00130	0.00035
Santa María Nativitas	168	3.56134	0.00017	0.00060	0.00016
Santa María Nduayaco	158	3.31478	0.00016	0.00052	0.00014
Santa María Ozolotepec	1981	3.65959	0.00197	0.00722	0.00193

Santa María Pápalo	818	3.51437	0.00082	0.00286	0.00077
Santa María Peñoles	5669	3.57948	0.00565	0.02022	0.00540
Santa María Petapa	3210	3.74262	0.00320	0.01197	0.00320
Santa María Quiegolani	941	3.52858	0.00094	0.00331	0.00088
Santa María Sola	675	3.66629	0.00067	0.00247	0.00066
Santa María Tataltepec	91	3.32940	0.00009	0.00030	0.00008
Santa María Tecomavaca	290	3.55910	0.00029	0.00103	0.00027
Santa María Temaxcalapa	105	3.36474	0.00010	0.00035	0.00009
Santa María Temaxcaltepec	1282	3.64640	0.00128	0.00466	0.00124
Santa María Teopoxco	1403	3.44532	0.00140	0.00482	0.00129
Santa María Tepantlali	1189	3.55221	0.00118	0.00421	0.00112
Santa María Texcatitlán	274	3.32531	0.00027	0.00091	0.00024
Santa María Tlahuitoltepec	4185	3.59515	0.00417	0.01499	0.00401
Santa María Tlalixtac	703	3.57774	0.00070	0.00251	0.00067
Santa María Tonameca	4695	3.97180	0.00468	0.01858	0.00496
Santa María Totolapilla	83	3.35630	0.00008	0.00028	0.00007
Santa María Xadani	2911	3.78899	0.00290	0.01099	0.00294
Santa María Yalina	12	3.12392	0.00001	0.00004	0.00001
Santa María Yavesía	27	3.28131	0.00003	0.00009	0.00002
Santa María Yolotepec	222	3.66099	0.00022	0.00081	0.00022
Santa María Yosoyúa	356	3.24903	0.00035	0.00115	0.00031
Santa María Yucuhiti	2323	3.46706	0.00231	0.00802	0.00214
Santa María Zacatepec	6426	3.71935	0.00640	0.02381	0.00636
Santa María Zaniza	1672	3.61178	0.00167	0.00602	0.00161
Santa María Zoquitlán	771	3.50607	0.00077	0.00269	0.00072
Santiago Amoltepec	11705	3.86463	0.01166	0.04507	0.01204
Santiago Apoala	399	3.50894	0.00040	0.00140	0.00037
Santiago Apóstol	2194	4.03181	0.00219	0.00881	0.00236
Santiago Astata	489	3.68322	0.00049	0.00179	0.00048
Santiago Atitlán	1675	3.63149	0.00167	0.00606	0.00162
Santiago Ayuquillilla	1103	3.72481	0.00110	0.00409	0.00109
Santiago Cacaloxtepec	281	3.51617	0.00028	0.00098	0.00026
Santiago Camotlán	1564	3.68475	0.00156	0.00574	0.00153
Santiago Comaltepec	101	3.27686	0.00010	0.00033	0.00009
Santiago Chazumba	732	3.37450	0.00073	0.00246	0.00066
Santiago Choápam	3081	3.73311	0.00307	0.01146	0.00306
Santiago del Río	182	3.72065	0.00018	0.00067	0.00018
Santiago Huajolotitlán	578	3.74548	0.00058	0.00216	0.00058
Santiago Huaucilla	118	3.45234	0.00012	0.00041	0.00011
Santiago Ihuatlán Plumas	100	3.35889	0.00010	0.00033	0.00009
Santiago Ixcuintepec	465	3.35712	0.00046	0.00156	0.00042
Santiago Ixtayutla	10074	3.94039	0.01004	0.03955	0.01057

Santiago Jamiltepec	5398	3.85074	0.00538	0.02071	0.00553
Santiago Jocotepec	7898	3.93324	0.00787	0.03095	0.00827
Santiago Juchitahuaca	14797	3.88827	0.01474	0.05733	0.01532
Santiago Lachiguiri	852	3.52851	0.00085	0.00300	0.00080
Santiago Lalopa	62	3.29675	0.00006	0.00020	0.00005
Santiago Laollaga	320	3.48174	0.00032	0.00111	0.00030
Santiago Laxopa	149	3.16106	0.00015	0.00047	0.00013
Santiago Llano Grande	561	3.78664	0.00056	0.00212	0.00057
Santiago Matatlán	3461	3.44036	0.00345	0.01186	0.00317
Santiago Miltepec	49	3.35980	0.00005	0.00016	0.00004
Santiago Minas	293	3.29259	0.00029	0.00096	0.00026
Santiago Nacaltepec	478	3.28824	0.00048	0.00157	0.00042
Santiago Nejapilla	67	3.61813	0.00007	0.00024	0.00006
Santiago Nundiche	756	3.60560	0.00075	0.00272	0.00073
Santiago Nuyoó	504	3.37586	0.00050	0.00170	0.00045
Santiago Pinotepa Nacional	10194	4.02663	0.01016	0.04090	0.01093
Santiago Suchilquitongo	3532	3.67857	0.00352	0.01295	0.00346
Santiago Tamazola	955	3.53444	0.00095	0.00336	0.00090
Santiago Tapextla	1329	3.77593	0.00132	0.00500	0.00134
Villa Tejúpam de la Unión	256	3.34015	0.00026	0.00085	0.00023
Santiago Tenango	621	3.52702	0.00062	0.00218	0.00058
Santiago Tepetlapa	23	3.08320	0.00002	0.00007	0.00002
Santiago Tetepec	1605	3.60284	0.00160	0.00576	0.00154
Santiago Texcalcingo	1338	3.55417	0.00133	0.00474	0.00127
Santiago Textitlán	2291	3.46857	0.00228	0.00792	0.00212
Santiago Tilantongo	1152	3.36461	0.00115	0.00386	0.00103
Santiago Tillo	78	3.52112	0.00008	0.00027	0.00007
Santiago Tlazoyaltepec	3708	3.50414	0.00369	0.01295	0.00346
Santiago Xanica	1583	3.86215	0.00158	0.00609	0.00163
Santiago Xiacuí	172	3.39531	0.00017	0.00058	0.00016
Santiago Yaitepec	2806	3.87088	0.00280	0.01082	0.00289
Santiago Yaveo	2228	3.78645	0.00222	0.00841	0.00225
Santiago Yolomécatl	143	3.49530	0.00014	0.00050	0.00013
Santiago Yosondúa	2108	3.36537	0.00210	0.00707	0.00189
Santiago Yucuyachi	150	3.55412	0.00015	0.00053	0.00014
Santiago Zacatepec	3036	4.00469	0.00303	0.01211	0.00324
Santiago Zochila	53	3.29246	0.00005	0.00017	0.00005
Nuevo Zoquiápam	309	3.51154	0.00031	0.00108	0.00029
Santo Domingo Ingenio	820	3.43850	0.00082	0.00281	0.00075
Santo Domingo Albarradas	244	3.34589	0.00024	0.00081	0.00022
Santo Domingo Armenta	1125	3.65825	0.00112	0.00410	0.00110
Santo Domingo Chihuitán	73	3.59421	0.00007	0.00026	0.00007

Santo Domingo de Morelos	5491	3.90400	0.00547	0.02136	0.00571
Santo Domingo Ixcatlán	197	3.27019	0.00020	0.00064	0.00017
Santo Domingo Nuxaá	1606	3.46425	0.00160	0.00554	0.00148
Santo Domingo Ozolotepec	443	3.59113	0.00044	0.00159	0.00042
Santo Domingo Petapa	1927	3.69165	0.00192	0.00709	0.00189
Santo Domingo Roayaga	574	4.25909	0.00057	0.00244	0.00065
Santo Domingo Tehuantepec	9019	3.84245	0.00899	0.03453	0.00923
Santo Domingo Teojomulco	1345	3.39028	0.00134	0.00454	0.00121
Santo Domingo Tepuxtepec	2629	3.68549	0.00262	0.00965	0.00258
Santo Domingo Tlatayápan	35	3.64338	0.00003	0.00013	0.00003
Santo Domingo Tomaltepec	529	3.59687	0.00053	0.00190	0.00051
Santo Domingo Tonalá	778	3.58693	0.00078	0.00278	0.00074
Santo Domingo Tonaltepec	99	3.38826	0.00010	0.00033	0.00009
Santo Domingo Xagacía	455	3.61578	0.00045	0.00164	0.00044
Santo Domingo Yanhuatlán	181	3.53723	0.00018	0.00064	0.00017
Santo Domingo Yodohino	123	3.40108	0.00012	0.00042	0.00011
Santo Domingo Zanatepec	1456	3.57158	0.00145	0.00518	0.00138
Santos Reyes Nopala	3113	3.58683	0.00310	0.01113	0.00297
Santos Reyes Pápalo	1453	3.62518	0.00145	0.00525	0.00140
Santos Reyes Tepejillo	284	3.56216	0.00028	0.00101	0.00027
Santos Reyes Yucuná	610	3.47473	0.00061	0.00211	0.00056
Santo Tomás Jalieza	937	3.74428	0.00093	0.00350	0.00093
Santo Tomás Mazaltepec	596	3.57456	0.00059	0.00212	0.00057
Santo Tomás Ocotepec	2264	3.42581	0.00226	0.00773	0.00206
Santo Tomás Tamazulapan	445	3.69964	0.00044	0.00164	0.00044
San Vicente Coatlán	1831	3.73199	0.00182	0.00681	0.00182
San Vicente Lachixío	2049	3.64201	0.00204	0.00744	0.00199
San Vicente Nuñú	48	3.33908	0.00005	0.00016	0.00004
Silacayoápan	1527	3.71426	0.00152	0.00565	0.00151
Sitio de Xitlapehua	156	3.56633	0.00016	0.00055	0.00015
Soledad Etla	485	3.51976	0.00048	0.00170	0.00045
Villa de Tamazulápan del Progreso	960	3.46571	0.00096	0.00332	0.00089
Tanetze de Zaragoza	260	3.44281	0.00026	0.00089	0.00024
Taniche	213	3.60108	0.00021	0.00076	0.00020
Tataltepec de Valdés	3725	3.80059	0.00371	0.01411	0.00377
Teococuilco de Marcos Pérez	346	3.44849	0.00034	0.00119	0.00032
Teotitlán de Flores Magón	1363	3.85866	0.00136	0.00524	0.00140
Teotitlán del Valle	1392	3.66296	0.00139	0.00508	0.00136
Teotongo	87	3.45046	0.00009	0.00030	0.00008

Tepelmeme Villa de Morelos	524	3.61491	0.00052	0.00189	0.00050
Tezoatlán de Segura y Luna	3270	3.67584	0.00326	0.01198	0.00320
San Jerónimo Tlacoahuaya	661	3.60317	0.00066	0.00237	0.00063
Tlacolula de Matamoros	2846	3.79393	0.00284	0.01076	0.00287
Tlacotepec Plumas	99	3.36616	0.00010	0.00033	0.00009
Tlalixtac de Cabrera	1877	3.58766	0.00187	0.00671	0.00179
Totontepec Villa de Morelos	2477	3.55358	0.00247	0.00877	0.00234
Trinidad Zaachila	613	3.53201	0.00061	0.00216	0.00058
La Trinidad Vista Hermosa	37	3.46605	0.00004	0.00013	0.00003
Unión Hidalgo	1830	3.72765	0.00182	0.00680	0.00182
Valerio Trujano	228	3.50081	0.00023	0.00080	0.00021
San Juan Bautista Valle Nacional	4903	3.56884	0.00489	0.01743	0.00466
Villa Díaz Ordaz	2699	3.60982	0.00269	0.00971	0.00259
Yaxe	858	3.54738	0.00085	0.00303	0.00081
Magdalena Yodocono de Porfirio Díaz	344	3.55235	0.00034	0.00122	0.00033
Yogana	386	3.61834	0.00038	0.00139	0.00037
Yutanduchi de Guerrero	596	3.61877	0.00059	0.00215	0.00057
Villa de Zaachila	8778	3.74679	0.00875	0.03277	0.00876
San Mateo Yucutindó	1080	3.43660	0.00108	0.00370	0.00099
Zapotitlán Lagunas	1147	3.83391	0.00114	0.00438	0.00117
Zapotitlán Palmas	261	3.57985	0.00026	0.00093	0.00025
Santa Inés de Zaragoza	260	3.41318	0.00026	0.00088	0.00024
Zimatlán de Álvarez	3871	3.76920	0.00386	0.01454	0.00388
TOTAL	1,003,615		1.000000	3.7425632	1.0000000

Paso 2. Obtener el Componente $\Delta F_{2013,t}$

FISM 2013 de la entidad	FISMDF 2022 de la entidad	Incremento $\Delta F_{2013, 2022}$
\$4,701,282,845.00	\$7,440,532,199.00	\$2,739,249,354.00

Paso 3. Obtener la asignación monetaria para cada municipio o delegación por el concepto $Z_{i,t}$:

Municipio	$\Delta F_{2013,2022}$	$Z_{i,t}$	Asignación $Z_{i,t}$
Abejones	\$2,739,249,354.00	0.0001920	\$525,827.57
Acatlán de Pérez Figueroa	\$2,739,249,354.00	0.0072878	\$19,963,018.41
Asunción Cacalotepec	\$2,739,249,354.00	0.0008257	\$2,261,850.12
Asunción Cuyotepeji	\$2,739,249,354.00	0.0001606	\$439,947.02
Asunción Ixtaltepec	\$2,739,249,354.00	0.0006264	\$1,715,796.95
Asunción Nochixtlán	\$2,739,249,354.00	0.0041628	\$11,403,066.56
Asunción Ocotlán	\$2,739,249,354.00	0.0010161	\$2,783,414.78
Asunción Tlacolulita	\$2,739,249,354.00	0.0001214	\$332,578.90
Ayotzintepec	\$2,739,249,354.00	0.0029319	\$8,031,173.00
El Barrio de la Soledad	\$2,739,249,354.00	0.0006726	\$1,842,438.19

Calihualá	\$2,739,249,354.00	0.0005625	\$1,540,838.76
Candelaria Loxicha	\$2,739,249,354.00	0.0054176	\$14,840,121.92
Ciénega de Zimatlán	\$2,739,249,354.00	0.0002512	\$688,120.50
Ciudad Ixtepec	\$2,739,249,354.00	0.0010350	\$2,835,207.23
Coatecas Altas	\$2,739,249,354.00	0.0026359	\$7,220,287.29
Coicoyán de las Flores	\$2,739,249,354.00	0.0083435	\$22,854,974.82
La Compañía	\$2,739,249,354.00	0.0011316	\$3,099,699.66
Concepción Buenavista	\$2,739,249,354.00	0.0001735	\$475,309.57
Concepción Pápalo	\$2,739,249,354.00	0.0009091	\$2,490,196.23
Constancia del Rosario	\$2,739,249,354.00	0.0021816	\$5,975,987.76
Cosolapa	\$2,739,249,354.00	0.0020318	\$5,565,487.15
Cosoltepec	\$2,739,249,354.00	0.0001752	\$479,862.62
Cuilápam de Guerrero	\$2,739,249,354.00	0.0058889	\$16,131,083.93
Cuyamecalco Villa de Zaragoza	\$2,739,249,354.00	0.0016532	\$4,528,498.69
Chahuities	\$2,739,249,354.00	0.0023759	\$6,508,160.07
Chalcatongo de Hidalgo	\$2,739,249,354.00	0.0021390	\$5,859,260.38
Chiquihuitlán de Benito Juárez	\$2,739,249,354.00	0.0006787	\$1,859,017.05
Heroica Ciudad de Ejutla de Crespo	\$2,739,249,354.00	0.0045593	\$12,489,010.46
Eloxochitlán de Flores Magón	\$2,739,249,354.00	0.0019608	\$5,371,192.89
El Espinal	\$2,739,249,354.00	0.0002063	\$565,129.24
Tamazulápam del Espíritu Santo	\$2,739,249,354.00	0.0021046	\$5,765,102.94
Fresnillo de Trujano	\$2,739,249,354.00	0.0001886	\$516,586.14
Guadalupe Etla	\$2,739,249,354.00	0.0001318	\$361,083.76
Guadalupe de Ramírez	\$2,739,249,354.00	0.0001674	\$458,663.33
Guelatao de Juárez	\$2,739,249,354.00	0.0000057	\$15,643.56
Guevea de Humboldt	\$2,739,249,354.00	0.0012467	\$3,414,897.06
Mesones Hidalgo	\$2,739,249,354.00	0.0018328	\$5,020,568.98
Villa Hidalgo	\$2,739,249,354.00	0.0003705	\$1,014,901.63
Heroica Ciudad de Huajuapán de León	\$2,739,249,354.00	0.0075526	\$20,688,507.63
Huautepec	\$2,739,249,354.00	0.0050834	\$13,924,687.64
Huautla de Jiménez	\$2,739,249,354.00	0.0130803	\$35,830,154.97
Ixtlán de Juárez	\$2,739,249,354.00	0.0011800	\$3,232,277.73
Heroica Ciudad de Juchitán de Zaragoza	\$2,739,249,354.00	0.0178478	\$48,889,577.03
Loma Bonita	\$2,739,249,354.00	0.0063430	\$17,375,089.27
Magdalena Apasco	\$2,739,249,354.00	0.0001385	\$379,462.11
Magdalena Jaltepec	\$2,739,249,354.00	0.0005966	\$1,634,233.20
Santa Magdalena Jicotlán	\$2,739,249,354.00	0.0000082	\$22,338.43
Magdalena Mixtepec	\$2,739,249,354.00	0.0007430	\$2,035,292.88
Magdalena Ocotlán	\$2,739,249,354.00	0.0003282	\$898,988.77
Magdalena Peñasco	\$2,739,249,354.00	0.0009743	\$2,668,845.43
Magdalena Teitipac	\$2,739,249,354.00	0.0023531	\$6,445,753.40
Magdalena Tequisistlán	\$2,739,249,354.00	0.0008053	\$2,205,834.50
Magdalena Tlaxiaco	\$2,739,249,354.00	0.0000564	\$154,619.73
Magdalena Zahuatlán	\$2,739,249,354.00	0.0000919	\$251,692.26

Mariscala de Juárez	\$2,739,249,354.00	0.0005365	\$1,469,720.66
Mártires de Tacubaya	\$2,739,249,354.00	0.0003106	\$850,759.30
Matías Romero Avendaño	\$2,739,249,354.00	0.0062434	\$17,102,361.80
Mazatlán Villa de Flores	\$2,739,249,354.00	0.0072009	\$19,725,024.41
Miahuatlán de Porfirio Díaz	\$2,739,249,354.00	0.0136624	\$37,424,758.92
Mixistlán de la Reforma	\$2,739,249,354.00	0.0006403	\$1,753,871.66
Monjas	\$2,739,249,354.00	0.0006292	\$1,723,657.96
Natividad	\$2,739,249,354.00	0.0000193	\$52,760.51
Nazareno Etna	\$2,739,249,354.00	0.0002141	\$586,608.40
Nejapa de Madero	\$2,739,249,354.00	0.0011074	\$3,033,324.57
Ixpantepec Nieves	\$2,739,249,354.00	0.0003465	\$949,258.79
Santiago Niltepec	\$2,739,249,354.00	0.0005999	\$1,643,389.48
Oaxaca de Juárez	\$2,739,249,354.00	0.0217207	\$59,498,521.01
Ocotlán de Morelos	\$2,739,249,354.00	0.0037316	\$10,221,864.50
La Pe	\$2,739,249,354.00	0.0008474	\$2,321,282.22
Pinotepa de Don Luis	\$2,739,249,354.00	0.0024824	\$6,799,917.91
Pluma Hidalgo	\$2,739,249,354.00	0.0009883	\$2,707,226.54
San José del Progreso	\$2,739,249,354.00	0.0021321	\$5,840,423.66
Putla Villa de Guerrero	\$2,739,249,354.00	0.0113756	\$31,160,532.16
Santa Catarina Quijoquitani	\$2,739,249,354.00	0.0000754	\$206,480.20
Reforma de Pineda	\$2,739,249,354.00	0.0002723	\$745,908.89
La Reforma	\$2,739,249,354.00	0.0007657	\$2,097,413.76
Reyes Etna	\$2,739,249,354.00	0.0003175	\$869,618.64
Rojas de Cuauhtémoc	\$2,739,249,354.00	0.0000316	\$86,548.60
Salina Cruz	\$2,739,249,354.00	0.0039101	\$10,710,805.89
San Agustín Amatengo	\$2,739,249,354.00	0.0003183	\$872,029.46
San Agustín Atenango	\$2,739,249,354.00	0.0003896	\$1,067,112.82
San Agustín Chayuco	\$2,739,249,354.00	0.0010542	\$2,887,721.61
San Agustín de las Juntas	\$2,739,249,354.00	0.0007438	\$2,037,393.69
San Agustín Etna	\$2,739,249,354.00	0.0000972	\$266,127.59
San Agustín Loxicha	\$2,739,249,354.00	0.0177082	\$48,507,200.42
San Agustín Tlacotepec	\$2,739,249,354.00	0.0003103	\$850,079.61
San Agustín Yatareni	\$2,739,249,354.00	0.0013397	\$3,669,771.97
San Andrés Cabecera Nueva	\$2,739,249,354.00	0.0009981	\$2,734,053.85
San Andrés Dinicuiti	\$2,739,249,354.00	0.0006329	\$1,733,564.69
San Andrés Huaxpaltepec	\$2,739,249,354.00	0.0014968	\$4,100,071.59
San Andrés Huayápam	\$2,739,249,354.00	0.0001756	\$480,895.05
San Andrés Ixtlahuaca	\$2,739,249,354.00	0.0002147	\$587,981.97
San Andrés Lagunas	\$2,739,249,354.00	0.0001138	\$311,626.30
San Andrés Nuxiño	\$2,739,249,354.00	0.0004809	\$1,317,436.12
San Andrés Paxtlán	\$2,739,249,354.00	0.0021257	\$5,822,942.13
San Andrés Sinaxtla	\$2,739,249,354.00	0.0000493	\$135,043.37
San Andrés Solaga	\$2,739,249,354.00	0.0003078	\$843,121.25
San Andrés Teotilápam	\$2,739,249,354.00	0.0018611	\$5,098,059.34
San Andrés Tepetlapa	\$2,739,249,354.00	0.0001827	\$500,505.45
San Andrés Yaá	\$2,739,249,354.00	0.0000624	\$170,863.64

San Andrés Zabache	\$2,739,249,354.00	0.0003162	\$866,258.55
San Andrés Zautla	\$2,739,249,354.00	0.0004837	\$1,325,021.39
San Antonino Castillo Velasco	\$2,739,249,354.00	0.0015598	\$4,272,709.86
San Antonino el Alto	\$2,739,249,354.00	0.0007570	\$2,073,578.43
San Antonino Monte Verde	\$2,739,249,354.00	0.0025647	\$7,025,484.05
San Antonio Acutla	\$2,739,249,354.00	0.0000071	\$19,510.66
San Antonio de la Cal	\$2,739,249,354.00	0.0032772	\$8,977,037.66
San Antonio Huitepec	\$2,739,249,354.00	0.0008380	\$2,295,512.40
San Antonio Nanahuatípam	\$2,739,249,354.00	0.0001466	\$401,581.21
San Antonio Sinicahua	\$2,739,249,354.00	0.0008951	\$2,451,867.23
San Antonio Tepetlapa	\$2,739,249,354.00	0.0023766	\$6,510,143.32
San Baltazar Chichicápam	\$2,739,249,354.00	0.0008145	\$2,231,023.49
San Baltazar Loxicha	\$2,739,249,354.00	0.0007183	\$1,967,632.73
San Baltazar Yatzachi el Bajo	\$2,739,249,354.00	0.0000955	\$261,465.13
San Bartolo Coyotepec	\$2,739,249,354.00	0.0007447	\$2,040,027.23
San Bartolomé Ayautla	\$2,739,249,354.00	0.0029791	\$8,160,578.77
San Bartolomé Loxicha	\$2,739,249,354.00	0.0005629	\$1,541,932.08
San Bartolomé Quialana	\$2,739,249,354.00	0.0005450	\$1,493,021.06
San Bartolomé Yucuañe	\$2,739,249,354.00	0.0002716	\$743,942.77
San Bartolomé Zoogocho	\$2,739,249,354.00	0.0001292	\$353,780.78
San Bartolo Soyaltepec	\$2,739,249,354.00	0.0000468	\$128,145.45
San Bartolo Yautepec	\$2,739,249,354.00	0.0000750	\$205,509.07
San Bernardo Mixtepec	\$2,739,249,354.00	0.0006935	\$1,899,598.56
San Blas Atempa	\$2,739,249,354.00	0.0040288	\$11,035,821.21
San Carlos Yautepec	\$2,739,249,354.00	0.0037896	\$10,380,610.69
San Cristóbal Amatlán	\$2,739,249,354.00	0.0016375	\$4,485,384.98
San Cristóbal Amoltepec	\$2,739,249,354.00	0.0004635	\$1,269,579.15
San Cristóbal Lachirioag	\$2,739,249,354.00	0.0001022	\$279,997.37
San Cristóbal Suchixtlahuaca	\$2,739,249,354.00	0.0000189	\$51,817.52
San Dionisio del Mar	\$2,739,249,354.00	0.0015202	\$4,164,190.57
San Dionisio Ocotepc	\$2,739,249,354.00	0.0057840	\$15,843,795.75
San Dionisio Ocotlán	\$2,739,249,354.00	0.0001703	\$466,520.79
San Esteban Atatlahuca	\$2,739,249,354.00	0.0014438	\$3,954,798.28
San Felipe Jalapa de Díaz	\$2,739,249,354.00	0.0264568	\$72,471,779.90
San Felipe Tejalápam	\$2,739,249,354.00	0.0024153	\$6,616,014.38
San Felipe Usila	\$2,739,249,354.00	0.0068661	\$18,808,071.33
San Francisco Cahuacuá	\$2,739,249,354.00	0.0016055	\$4,397,770.56
San Francisco Cajonos	\$2,739,249,354.00	0.0000706	\$193,357.02
San Francisco Chapulapa	\$2,739,249,354.00	0.0010491	\$2,873,690.38
San Francisco Chindúa	\$2,739,249,354.00	0.0002091	\$572,898.89
San Francisco del Mar	\$2,739,249,354.00	0.0017395	\$4,764,935.89
San Francisco Huehuetlán	\$2,739,249,354.00	0.0003383	\$926,800.57
San Francisco Ixhuatán	\$2,739,249,354.00	0.0015331	\$4,199,676.00
San Francisco Jaltepetongo	\$2,739,249,354.00	0.0002534	\$694,206.76
San Francisco Lachigoló	\$2,739,249,354.00	0.0004876	\$1,335,652.11
San Francisco Logueche	\$2,739,249,354.00	0.0010265	\$2,811,908.59

San Francisco Nuxaño	\$2,739,249,354.00	0.0000431	\$117,933.28
San Francisco Ozolotepec	\$2,739,249,354.00	0.0006537	\$1,790,685.11
San Francisco Sola	\$2,739,249,354.00	0.0006793	\$1,860,687.01
San Francisco Telixtlahuaca	\$2,739,249,354.00	0.0016660	\$4,563,457.10
San Francisco Teopan	\$2,739,249,354.00	0.0001257	\$344,375.54
San Francisco Tlapancingo	\$2,739,249,354.00	0.0013793	\$3,778,135.26
San Gabriel Mixtepec	\$2,739,249,354.00	0.0008984	\$2,460,828.51
San Ildefonso Amatlán	\$2,739,249,354.00	0.0006571	\$1,799,901.50
San Ildefonso Sola	\$2,739,249,354.00	0.0005346	\$1,464,539.07
San Ildefonso Villa Alta	\$2,739,249,354.00	0.0004872	\$1,334,539.52
San Jacinto Amilpas	\$2,739,249,354.00	0.0005512	\$1,509,760.31
San Jacinto Tlacotepec	\$2,739,249,354.00	0.0004795	\$1,313,390.74
San Jerónimo Coatlán	\$2,739,249,354.00	0.0022380	\$6,130,318.18
San Jerónimo Silacayoapilla	\$2,739,249,354.00	0.0001431	\$392,038.96
San Jerónimo Sosola	\$2,739,249,354.00	0.0005007	\$1,371,554.16
San Jerónimo Taviche	\$2,739,249,354.00	0.0009042	\$2,476,806.90
San Jerónimo Tecóatl	\$2,739,249,354.00	0.0007474	\$2,047,296.19
San Jorge Nuchita	\$2,739,249,354.00	0.0012000	\$3,287,170.49
San José Ayuquila	\$2,739,249,354.00	0.0003203	\$877,263.70
San José Chiltepec	\$2,739,249,354.00	0.0022584	\$6,186,344.59
San José del Peñasco	\$2,739,249,354.00	0.0003838	\$1,051,374.80
San José Estancia Grande	\$2,739,249,354.00	0.0001706	\$467,372.43
San José Independencia	\$2,739,249,354.00	0.0025107	\$6,877,538.42
San José Lachiguiri	\$2,739,249,354.00	0.0019808	\$5,425,947.18
San José Tenango	\$2,739,249,354.00	0.0144301	\$39,527,726.26
San Juan Achiutla	\$2,739,249,354.00	0.0000552	\$151,198.97
San Juan Atepec	\$2,739,249,354.00	0.0001972	\$540,163.96
Ánimas Trujano	\$2,739,249,354.00	0.0003064	\$839,192.29
San Juan Bautista Atatlahuca	\$2,739,249,354.00	0.0003540	\$969,613.07
San Juan Bautista Coixtlahuaca	\$2,739,249,354.00	0.0005524	\$1,513,058.83
San Juan Bautista Cuicatlán	\$2,739,249,354.00	0.0016734	\$4,583,895.43
San Juan Bautista Guelache	\$2,739,249,354.00	0.0005541	\$1,517,872.53
San Juan Bautista Jayacatlán	\$2,739,249,354.00	0.0003496	\$957,536.13
San Juan Bautista Lo de Soto	\$2,739,249,354.00	0.0002719	\$744,790.75
San Juan Bautista Suchitepec	\$2,739,249,354.00	0.0000686	\$187,790.47
San Juan Bautista Tlacoatzintepec	\$2,739,249,354.00	0.0009226	\$2,527,136.73
San Juan Bautista Tlachichilco	\$2,739,249,354.00	0.0004047	\$1,108,620.28
San Juan Bautista Tuxtepec	\$2,739,249,354.00	0.0312523	\$85,607,913.56
San Juan Cacahuatpec	\$2,739,249,354.00	0.0022215	\$6,085,189.73
San Juan Cieneguilla	\$2,739,249,354.00	0.0000686	\$187,991.49
San Juan Coatzacoapan	\$2,739,249,354.00	0.0008336	\$2,283,398.90
San Juan Colorado	\$2,739,249,354.00	0.0042486	\$11,637,881.55
San Juan Comaltepec	\$2,739,249,354.00	0.0016970	\$4,648,463.53
San Juan Cotzocón	\$2,739,249,354.00	0.0062243	\$17,049,848.28
San Juan Chicomezúchil	\$2,739,249,354.00	0.0000300	\$82,103.44
San Juan Chilateca	\$2,739,249,354.00	0.0000549	\$150,379.43

San Juan del Estado	\$2,739,249,354.00	0.0003623	\$992,414.72
San Juan del Río	\$2,739,249,354.00	0.0001872	\$512,754.10
San Juan Diuxi	\$2,739,249,354.00	0.0005212	\$1,427,774.43
San Juan Evangelista Analco	\$2,739,249,354.00	0.0000334	\$91,445.86
San Juan Guelavía	\$2,739,249,354.00	0.0005518	\$1,511,477.43
San Juan Guichicovi	\$2,739,249,354.00	0.0062777	\$17,196,218.62
San Juan Ihualtepec	\$2,739,249,354.00	0.0001961	\$537,168.03
San Juan Juquila Mixes	\$2,739,249,354.00	0.0010381	\$2,843,739.68
San Juan Juquila Vijanos	\$2,739,249,354.00	0.0005135	\$1,406,561.32
San Juan Lachao	\$2,739,249,354.00	0.0007433	\$2,036,148.64
San Juan Lachigalla	\$2,739,249,354.00	0.0013616	\$3,729,880.13
San Juan Lajarcia	\$2,739,249,354.00	0.0001466	\$401,638.26
San Juan Lalana	\$2,739,249,354.00	0.0125093	\$34,266,142.76
San Juan de los Cués	\$2,739,249,354.00	0.0005592	\$1,531,757.11
San Juan Mazatlán	\$2,739,249,354.00	0.0066553	\$18,230,478.16
San Juan Mixtepec - Dto. 08	\$2,739,249,354.00	0.0026718	\$7,318,786.98
San Juan Mixtepec - Dto. 26	\$2,739,249,354.00	0.0001106	\$303,060.73
San Juan Ñumí	\$2,739,249,354.00	0.0025766	\$7,057,961.10
San Juan Ozolotepec	\$2,739,249,354.00	0.0016139	\$4,420,997.82
San Juan Petlapa	\$2,739,249,354.00	0.0018304	\$5,013,918.28
San Juan Quiahije	\$2,739,249,354.00	0.0010296	\$2,820,321.36
San Juan Quiotepec	\$2,739,249,354.00	0.0003905	\$1,069,725.92
San Juan Sayultepec	\$2,739,249,354.00	0.0000719	\$196,851.27
San Juan Tabaá	\$2,739,249,354.00	0.0002064	\$565,389.22
San Juan Tamazola	\$2,739,249,354.00	0.0016246	\$4,450,313.40
San Juan Teita	\$2,739,249,354.00	0.0002364	\$647,445.06
San Juan Teitipac	\$2,739,249,354.00	0.0006773	\$1,855,259.97
San Juan Tepeuxila	\$2,739,249,354.00	0.0007830	\$2,144,905.53
San Juan Teposcolula	\$2,739,249,354.00	0.0002262	\$619,661.46
San Juan Yaeé	\$2,739,249,354.00	0.0002082	\$570,306.29
San Juan Yatzona	\$2,739,249,354.00	0.0000732	\$200,407.97
San Juan Yucuita	\$2,739,249,354.00	0.0000533	\$146,046.13
San Lorenzo	\$2,739,249,354.00	0.0023803	\$6,520,253.93
San Lorenzo Albarradas	\$2,739,249,354.00	0.0004439	\$1,215,927.17
San Lorenzo Cacaotepec	\$2,739,249,354.00	0.0016932	\$4,637,980.57
San Lorenzo Cuaunecuiltitla	\$2,739,249,354.00	0.0003956	\$1,083,613.72
San Lorenzo Texmelúcan	\$2,739,249,354.00	0.0053204	\$14,573,859.39
San Lorenzo Victoria	\$2,739,249,354.00	0.0002030	\$556,075.09
San Lucas Camotlán	\$2,739,249,354.00	0.0015715	\$4,304,635.71
San Lucas Ojitlán	\$2,739,249,354.00	0.0096621	\$26,467,001.97
San Lucas Quiavini	\$2,739,249,354.00	0.0005285	\$1,447,770.22
San Lucas Zoquiápam	\$2,739,249,354.00	0.0039775	\$10,895,397.08
San Luis Amatlán	\$2,739,249,354.00	0.0009115	\$2,496,770.40
San Marcial Ozolotepec	\$2,739,249,354.00	0.0003992	\$1,093,520.54
San Marcos Arteaga	\$2,739,249,354.00	0.0002239	\$613,188.75
San Martín de los Cansecos	\$2,739,249,354.00	0.0002439	\$668,177.70

San Martín Huamelúlpam	\$2,739,249,354.00	0.0001751	\$479,765.25
San Martín Itunyoso	\$2,739,249,354.00	0.0022134	\$6,062,935.83
San Martín Lachilá	\$2,739,249,354.00	0.0003022	\$827,797.21
San Martín Peras	\$2,739,249,354.00	0.0090416	\$24,767,169.50
San Martín Tilcajete	\$2,739,249,354.00	0.0002015	\$551,955.10
San Martín Toxpalan	\$2,739,249,354.00	0.0011670	\$3,196,706.28
San Martín Zacatepec	\$2,739,249,354.00	0.0003730	\$1,021,807.61
San Mateo Cajonos	\$2,739,249,354.00	0.0001198	\$328,211.03
Capulálpam de Méndez	\$2,739,249,354.00	0.0000384	\$105,308.66
San Mateo del Mar	\$2,739,249,354.00	0.0077647	\$21,269,322.27
San Mateo Yolochochtlán	\$2,739,249,354.00	0.0017490	\$4,790,940.20
San Mateo Etlatongo	\$2,739,249,354.00	0.0002142	\$586,870.63
San Mateo Nejápam	\$2,739,249,354.00	0.0004714	\$1,291,298.61
San Mateo Peñasco	\$2,739,249,354.00	0.0009266	\$2,538,307.75
San Mateo Piñas	\$2,739,249,354.00	0.0009412	\$2,578,060.94
San Mateo Río Hondo	\$2,739,249,354.00	0.0006921	\$1,895,879.78
San Mateo Sindihui	\$2,739,249,354.00	0.0008934	\$2,447,316.05
San Mateo Tlapiltepec	\$2,739,249,354.00	0.0000387	\$106,006.27
San Melchor Betaza	\$2,739,249,354.00	0.0003174	\$869,402.82
San Miguel Achiutla	\$2,739,249,354.00	0.0002546	\$697,288.85
San Miguel Ahuehuetitlán	\$2,739,249,354.00	0.0010574	\$2,896,546.76
San Miguel Aloápam	\$2,739,249,354.00	0.0006368	\$1,744,225.99
San Miguel Amatitlán	\$2,739,249,354.00	0.0014332	\$3,925,773.30
San Miguel Amatlán	\$2,739,249,354.00	0.0000565	\$154,823.61
San Miguel Coatlán	\$2,739,249,354.00	0.0012523	\$3,430,320.66
San Miguel Chicahua	\$2,739,249,354.00	0.0006658	\$1,823,736.04
San Miguel Chimalapa	\$2,739,249,354.00	0.0018963	\$5,194,431.09
San Miguel del Puerto	\$2,739,249,354.00	0.0006635	\$1,817,371.84
San Miguel del Río	\$2,739,249,354.00	0.0000363	\$99,416.18
San Miguel Ejutla	\$2,739,249,354.00	0.0001695	\$464,342.03
San Miguel el Grande	\$2,739,249,354.00	0.0007208	\$1,974,562.61
San Miguel Huautla	\$2,739,249,354.00	0.0006343	\$1,737,433.64
San Miguel Mixtepec	\$2,739,249,354.00	0.0024047	\$6,587,041.23
San Miguel Panixtlahuaca	\$2,739,249,354.00	0.0031407	\$8,603,176.84
San Miguel Peras	\$2,739,249,354.00	0.0022929	\$6,280,752.22
San Miguel Piedras	\$2,739,249,354.00	0.0006257	\$1,713,847.14
San Miguel Quetzaltepec	\$2,739,249,354.00	0.0028899	\$7,916,076.30
San Miguel Santa Flor	\$2,739,249,354.00	0.0001476	\$404,301.17
Villa Sola de Vega	\$2,739,249,354.00	0.0064668	\$17,714,217.85
San Miguel Soyaltepec	\$2,739,249,354.00	0.0141339	\$38,716,204.79
San Miguel Suchixtepec	\$2,739,249,354.00	0.0008724	\$2,389,593.37
Villa Talea de Castro	\$2,739,249,354.00	0.0003565	\$976,619.80
San Miguel Tecomatlán	\$2,739,249,354.00	0.0000247	\$67,558.29
San Miguel Tenango	\$2,739,249,354.00	0.0000923	\$252,701.77
San Miguel Tequixtepec	\$2,739,249,354.00	0.0001434	\$392,905.42
San Miguel Tilquiápam	\$2,739,249,354.00	0.0022308	\$6,110,829.15

San Miguel Tlacamama	\$2,739,249,354.00	0.0006143	\$1,682,830.44
San Miguel Tlacotepec	\$2,739,249,354.00	0.0007381	\$2,021,897.01
San Miguel Tulancingo	\$2,739,249,354.00	0.0000287	\$78,584.98
San Miguel Yotao	\$2,739,249,354.00	0.0003296	\$902,763.07
San Nicolás	\$2,739,249,354.00	0.0002712	\$742,973.52
San Nicolás Hidalgo	\$2,739,249,354.00	0.0001968	\$539,054.94
San Pablo Coatlán	\$2,739,249,354.00	0.0012004	\$3,288,234.36
San Pablo Cuatro Venados	\$2,739,249,354.00	0.0008318	\$2,278,487.25
San Pablo Etla	\$2,739,249,354.00	0.0005383	\$1,474,520.17
San Pablo Huitzo	\$2,739,249,354.00	0.0005863	\$1,605,994.15
San Pablo Huixtepec	\$2,739,249,354.00	0.0012645	\$3,463,825.15
San Pablo Macuiltianguis	\$2,739,249,354.00	0.0001432	\$392,320.26
San Pablo Tijaltepec	\$2,739,249,354.00	0.0013192	\$3,613,648.23
San Pablo Villa de Mitla	\$2,739,249,354.00	0.0026079	\$7,143,798.40
San Pablo Yaganiza	\$2,739,249,354.00	0.0002067	\$566,334.26
San Pedro Amuzgos	\$2,739,249,354.00	0.0028814	\$7,892,969.70
San Pedro Apóstol	\$2,739,249,354.00	0.0002322	\$636,049.42
San Pedro Atoyac	\$2,739,249,354.00	0.0016815	\$4,605,947.32
San Pedro Cajonos	\$2,739,249,354.00	0.0001864	\$510,643.21
San Pedro Coxcaltepec Cántaros	\$2,739,249,354.00	0.0001964	\$538,034.65
San Pedro Comitancillo	\$2,739,249,354.00	0.0001471	\$402,823.46
San Pedro el Alto	\$2,739,249,354.00	0.0018751	\$5,136,388.45
San Pedro Huamelula	\$2,739,249,354.00	0.0006814	\$1,866,571.81
San Pedro Huilotepec	\$2,739,249,354.00	0.0007521	\$2,060,235.02
San Pedro Ixcatlán	\$2,739,249,354.00	0.0050803	\$13,916,159.51
San Pedro Ixtlahuaca	\$2,739,249,354.00	0.0025307	\$6,932,136.42
San Pedro Jaltepetongo	\$2,739,249,354.00	0.0002260	\$619,107.45
San Pedro Jicayán	\$2,739,249,354.00	0.0060599	\$16,599,457.00
San Pedro Jocotipac	\$2,739,249,354.00	0.0001876	\$513,888.15
San Pedro Juchatengo	\$2,739,249,354.00	0.0002950	\$808,128.90
San Pedro Mártir	\$2,739,249,354.00	0.0004630	\$1,268,226.83
San Pedro Mártir Quiachapa	\$2,739,249,354.00	0.0002849	\$780,493.24
San Pedro Mártir Yucuxaco	\$2,739,249,354.00	0.0004630	\$1,268,244.05
San Pedro Mixtepec - Dto. 22	\$2,739,249,354.00	0.0051782	\$14,184,304.65
San Pedro Mixtepec - Dto. 26	\$2,739,249,354.00	0.0002446	\$669,949.62
San Pedro Molinos	\$2,739,249,354.00	0.0001894	\$518,788.13
San Pedro Nopala	\$2,739,249,354.00	0.0003545	\$971,167.90
San Pedro Ocopetatlillo	\$2,739,249,354.00	0.0003719	\$1,018,677.99
San Pedro Ocotepec	\$2,739,249,354.00	0.0006157	\$1,686,500.72
San Pedro Pochutla	\$2,739,249,354.00	0.0067551	\$18,503,780.48
San Pedro Quiatoni	\$2,739,249,354.00	0.0059411	\$16,274,118.67
San Pedro Sochiápam	\$2,739,249,354.00	0.0028388	\$7,776,285.00
San Pedro Tapanatepec	\$2,739,249,354.00	0.0023429	\$6,417,760.42
San Pedro Taviche	\$2,739,249,354.00	0.0006998	\$1,917,023.09
San Pedro Teozacoalco	\$2,739,249,354.00	0.0005095	\$1,395,566.96
San Pedro Teutila	\$2,739,249,354.00	0.0018997	\$5,203,850.57

San Pedro Tidaá	\$2,739,249,354.00	0.0003041	\$832,948.84
San Pedro Topiltepec	\$2,739,249,354.00	0.0000627	\$171,716.83
San Pedro Totolápan	\$2,739,249,354.00	0.0002199	\$602,459.15
Villa de Tututepec de Melchor Ocampo	\$2,739,249,354.00	0.0075940	\$20,801,795.04
San Pedro Yaneri	\$2,739,249,354.00	0.0002446	\$670,071.12
San Pedro Yólox	\$2,739,249,354.00	0.0001797	\$492,141.77
San Pedro y San Pablo Ayutla	\$2,739,249,354.00	0.0019719	\$5,401,607.86
Villa de Etla	\$2,739,249,354.00	0.0008933	\$2,446,836.01
San Pedro y San Pablo Teposcolula	\$2,739,249,354.00	0.0002966	\$812,558.04
San Pedro y San Pablo Tequixtepec	\$2,739,249,354.00	0.0003896	\$1,067,342.71
San Pedro Yucunama	\$2,739,249,354.00	0.0000348	\$95,334.02
San Raymundo Jalpan	\$2,739,249,354.00	0.0001171	\$320,875.42
San Sebastián Abasolo	\$2,739,249,354.00	0.0002968	\$812,965.79
San Sebastián Coatlán	\$2,739,249,354.00	0.0010071	\$2,758,718.52
San Sebastián Ixcapa	\$2,739,249,354.00	0.0007468	\$2,045,729.64
San Sebastián Nicananduta	\$2,739,249,354.00	0.0005784	\$1,584,476.90
San Sebastián Río Hondo	\$2,739,249,354.00	0.0015475	\$4,239,106.13
San Sebastián Tecomaxtlahuaca	\$2,739,249,354.00	0.0019565	\$5,359,379.43
San Sebastián Teitipac	\$2,739,249,354.00	0.0002908	\$796,448.72
San Sebastián Tutla	\$2,739,249,354.00	0.0003604	\$987,228.56
San Simón Almolongas	\$2,739,249,354.00	0.0006776	\$1,856,121.05
San Simón Zahuatlán	\$2,739,249,354.00	0.0047007	\$12,876,447.72
Santa Ana	\$2,739,249,354.00	0.0007159	\$1,961,076.34
Santa Ana Ateixtlahuaca	\$2,739,249,354.00	0.0004081	\$1,117,951.89
Santa Ana Cuauhtémoc	\$2,739,249,354.00	0.0002515	\$689,012.93
Santa Ana del Valle	\$2,739,249,354.00	0.0004980	\$1,364,017.72
Santa Ana Tavela	\$2,739,249,354.00	0.0002261	\$619,404.72
Santa Ana Tlapacoyan	\$2,739,249,354.00	0.0003996	\$1,094,500.22
Santa Ana Yareni	\$2,739,249,354.00	0.0002002	\$548,440.19
Santa Ana Zegache	\$2,739,249,354.00	0.0008967	\$2,456,323.79
Santa Catalina Quierí	\$2,739,249,354.00	0.0002871	\$786,362.60
Santa Catarina Cuixtla	\$2,739,249,354.00	0.0001974	\$540,701.91
Santa Catarina Ixtepeji	\$2,739,249,354.00	0.0004523	\$1,238,875.84
Santa Catarina Juquila	\$2,739,249,354.00	0.0035613	\$9,755,400.05
Santa Catarina Lachatao	\$2,739,249,354.00	0.0000858	\$235,103.91
Santa Catarina Loxicha	\$2,739,249,354.00	0.0019712	\$5,399,526.53
Santa Catarina Mechoacán	\$2,739,249,354.00	0.0022638	\$6,201,137.37
Santa Catarina Minas	\$2,739,249,354.00	0.0003103	\$850,035.74
Santa Catarina Quiané	\$2,739,249,354.00	0.0001358	\$371,932.64
Santa Catarina Tayata	\$2,739,249,354.00	0.0001306	\$357,763.71
Santa Catarina Ticuá	\$2,739,249,354.00	0.0003610	\$988,994.68
Santa Catarina Yosonotú	\$2,739,249,354.00	0.0002477	\$678,549.93
Santa Catarina Zapoquila	\$2,739,249,354.00	0.0001696	\$464,468.81
Santa Cruz Acatepec	\$2,739,249,354.00	0.0008884	\$2,433,681.79

Santa Cruz Amilpas	\$2,739,249,354.00	0.0007737	\$2,119,369.92
Santa Cruz de Bravo	\$2,739,249,354.00	0.0000465	\$127,422.20
Santa Cruz Itundujia	\$2,739,249,354.00	0.0038687	\$10,597,247.05
Santa Cruz Mixtepec	\$2,739,249,354.00	0.0012751	\$3,492,951.08
Santa Cruz Nundaco	\$2,739,249,354.00	0.0011414	\$3,126,501.20
Santa Cruz Papalutla	\$2,739,249,354.00	0.0002395	\$656,117.37
Santa Cruz Tacache de Mina	\$2,739,249,354.00	0.0003215	\$880,647.74
Santa Cruz Tacahua	\$2,739,249,354.00	0.0002840	\$777,894.13
Santa Cruz Tayata	\$2,739,249,354.00	0.0002054	\$562,587.18
Santa Cruz Xitla	\$2,739,249,354.00	0.0020322	\$5,566,605.39
Santa Cruz Xoxocotlán	\$2,739,249,354.00	0.0141862	\$38,859,662.05
Santa Cruz Zenzontepec	\$2,739,249,354.00	0.0098091	\$26,869,510.11
Santa Gertrudis	\$2,739,249,354.00	0.0003689	\$1,010,559.64
Santa Inés del Monte	\$2,739,249,354.00	0.0013981	\$3,829,647.15
Santa Inés Yatzeche	\$2,739,249,354.00	0.0001418	\$388,516.31
Santa Lucía del Camino	\$2,739,249,354.00	0.0017769	\$4,867,500.94
Santa Lucía Miahuatlán	\$2,739,249,354.00	0.0025907	\$7,096,548.39
Santa Lucía Monteverde	\$2,739,249,354.00	0.0033832	\$9,267,425.24
Santa Lucía Ocotlán	\$2,739,249,354.00	0.0013434	\$3,680,020.91
Santa María Alotepec	\$2,739,249,354.00	0.0004819	\$1,319,923.02
Santa María Apazco	\$2,739,249,354.00	0.0007394	\$2,025,377.22
Santa María la Asunción	\$2,739,249,354.00	0.0021031	\$5,761,034.86
Heroica Ciudad de Tlaxiaco	\$2,739,249,354.00	0.0069168	\$18,946,974.59
Ayoquezco de Aldama	\$2,739,249,354.00	0.0009578	\$2,623,541.65
Santa María Atzompa	\$2,739,249,354.00	0.0058700	\$16,079,320.39
Santa María Camotlán	\$2,739,249,354.00	0.0001844	\$505,128.52
Santa María Colotepec	\$2,739,249,354.00	0.0025555	\$7,000,200.81
Santa María Cortijo	\$2,739,249,354.00	0.0003346	\$916,627.89
Santa María Coyotepec	\$2,739,249,354.00	0.0003125	\$855,968.54
Santa María Chachoápam	\$2,739,249,354.00	0.0000449	\$123,007.52
Villa de Chilapa de Díaz	\$2,739,249,354.00	0.0002373	\$650,094.44
Santa María Chilchotla	\$2,739,249,354.00	0.0137700	\$37,719,582.84
Santa María Chimalapa	\$2,739,249,354.00	0.0030326	\$8,307,056.60
Santa María del Rosario	\$2,739,249,354.00	0.0001263	\$346,048.45
Santa María del Tule	\$2,739,249,354.00	0.0002619	\$717,296.14
Santa María Ecatepec	\$2,739,249,354.00	0.0005531	\$1,515,062.63
Santa María Guelacé	\$2,739,249,354.00	0.0001346	\$368,808.18
Santa María Guienagati	\$2,739,249,354.00	0.0010879	\$2,980,149.28
Santa María Huatulco	\$2,739,249,354.00	0.0049741	\$13,625,366.58
Santa María Huazolotitlán	\$2,739,249,354.00	0.0021122	\$5,785,956.13
Santa María Ipalapa	\$2,739,249,354.00	0.0014009	\$3,837,308.15
Santa María Ixcatlán	\$2,739,249,354.00	0.0002856	\$782,281.03
Santa María Jacatepec	\$2,739,249,354.00	0.0028015	\$7,673,883.10
Santa María Jalapa del Marqués	\$2,739,249,354.00	0.0011098	\$3,040,056.19
Santa María Jaltianguis	\$2,739,249,354.00	0.0000521	\$142,678.43
Santa María Lachixío	\$2,739,249,354.00	0.0005531	\$1,515,071.50

Santa María Mixtequilla	\$2,739,249,354.00	0.0003477	\$952,415.88
Santa María Nativitas	\$2,739,249,354.00	0.0001593	\$436,333.19
Santa María Nduayaco	\$2,739,249,354.00	0.0001394	\$381,950.94
Santa María Ozolotepec	\$2,739,249,354.00	0.0019301	\$5,287,040.39
Santa María Pápalo	\$2,739,249,354.00	0.0007654	\$2,096,507.17
Santa María Peñoles	\$2,739,249,354.00	0.0054024	\$14,798,640.45
Santa María Petapa	\$2,739,249,354.00	0.0031985	\$8,761,456.70
Santa María Quiegolani	\$2,739,249,354.00	0.0008840	\$2,421,502.09
Santa María Sola	\$2,739,249,354.00	0.0006589	\$1,804,786.83
Santa María Tataltepec	\$2,739,249,354.00	0.0000807	\$220,954.20
Santa María Tecomavaca	\$2,739,249,354.00	0.0002748	\$752,720.81
Santa María Temascalapa	\$2,739,249,354.00	0.0000941	\$257,653.39
Santa María Temascaltepec	\$2,739,249,354.00	0.0012446	\$3,409,162.20
Santa María Teopoxco	\$2,739,249,354.00	0.0012869	\$3,525,186.27
Santa María Tepantlali	\$2,739,249,354.00	0.0011245	\$3,080,177.62
Santa María Texcatitlán	\$2,739,249,354.00	0.0002426	\$664,474.30
Santa María Tlahuilottepec	\$2,739,249,354.00	0.0040057	\$10,972,544.01
Santa María Tlalixtac	\$2,739,249,354.00	0.0006696	\$1,834,251.43
Santa María Tonameca	\$2,739,249,354.00	0.0049646	\$13,599,361.84
Santa María Totolapilla	\$2,739,249,354.00	0.0000742	\$203,157.88
Santa María Xadani	\$2,739,249,354.00	0.0029365	\$8,043,799.22
Santa María Yalina	\$2,739,249,354.00	0.0000100	\$27,338.58
Santa María Yavesía	\$2,739,249,354.00	0.0000236	\$64,610.93
Santa María Yolotepec	\$2,739,249,354.00	0.0002164	\$592,716.75
Santa María Yosoyúa	\$2,739,249,354.00	0.0003079	\$843,526.65
Santa María Yucuhiti	\$2,739,249,354.00	0.0021442	\$5,873,622.66
Santa María Zacatepec	\$2,739,249,354.00	0.0063631	\$17,430,218.17
Santa María Zaniza	\$2,739,249,354.00	0.0016078	\$4,404,060.84
Santa María Zoquitlán	\$2,739,249,354.00	0.0007197	\$1,971,380.63
Santiago Amoltepec	\$2,739,249,354.00	0.0120432	\$32,989,421.43
Santiago Apoala	\$2,739,249,354.00	0.0003727	\$1,021,044.35
Santiago Apóstol	\$2,739,249,354.00	0.0023551	\$6,451,080.75
Santiago Astata	\$2,739,249,354.00	0.0004795	\$1,313,503.62
Santiago Atitlán	\$2,739,249,354.00	0.0016194	\$4,436,039.72
Santiago Ayuquillilla	\$2,739,249,354.00	0.0010938	\$2,996,226.57
Santiago Cacaloxttepec	\$2,739,249,354.00	0.0002631	\$720,561.87
Santiago Camotlán	\$2,739,249,354.00	0.0015343	\$4,202,815.86
Santiago Comaltepec	\$2,739,249,354.00	0.0000881	\$241,365.08
Santiago Chazumba	\$2,739,249,354.00	0.0006576	\$1,801,425.35
Santiago Choápam	\$2,739,249,354.00	0.0030621	\$8,387,977.84
Santiago del Río	\$2,739,249,354.00	0.0001803	\$493,839.37
Santiago Huajolotitlán	\$2,739,249,354.00	0.0005764	\$1,578,812.90
Santiago Huaucilla	\$2,739,249,354.00	0.0001085	\$297,092.29
Santiago Ihuitlán Plumas	\$2,739,249,354.00	0.0000894	\$244,957.61
Santiago Ixcuintepec	\$2,739,249,354.00	0.0004156	\$1,138,451.29
Santiago Ixtayutla	\$2,739,249,354.00	0.0105683	\$28,949,183.12

Santiago Jamiltepec	\$2,739,249,354.00	0.0055340	\$15,159,048.74
Santiago Jocotepec	\$2,739,249,354.00	0.0082705	\$22,654,941.90
Santiago Juxtlahuaca	\$2,739,249,354.00	0.0153177	\$41,959,022.33
Santiago Lachiguiri	\$2,739,249,354.00	0.0008004	\$2,192,433.73
Santiago Lalopa	\$2,739,249,354.00	0.0000544	\$149,063.85
Santiago Laollaga	\$2,739,249,354.00	0.0002966	\$812,533.74
Santiago Laxopa	\$2,739,249,354.00	0.0001254	\$343,489.78
Santiago Llano Grande	\$2,739,249,354.00	0.0005656	\$1,549,215.56
Santiago Matatlán	\$2,739,249,354.00	0.0031701	\$8,683,618.16
Santiago Miltepec	\$2,739,249,354.00	0.0000438	\$120,061.77
Santiago Minas	\$2,739,249,354.00	0.0002568	\$703,559.14
Santiago Nacaltepec	\$2,739,249,354.00	0.0004185	\$1,146,269.33
Santiago Nejapilla	\$2,739,249,354.00	0.0000645	\$176,788.65
Santiago Nundiche	\$2,739,249,354.00	0.0007257	\$1,987,899.29
Santiago Nuyoó	\$2,739,249,354.00	0.0004530	\$1,240,824.55
Santiago Pinotepa Nacional	\$2,739,249,354.00	0.0109282	\$29,935,127.67
Santiago Suchilquitongo	\$2,739,249,354.00	0.0034591	\$9,475,347.10
Santiago Tamazola	\$2,739,249,354.00	0.0008986	\$2,461,610.62
Santiago Tapextla	\$2,739,249,354.00	0.0013360	\$3,659,686.76
Villa Tejúpam de la Unión	\$2,739,249,354.00	0.0002277	\$623,592.80
Santiago Tenango	\$2,739,249,354.00	0.0005831	\$1,597,330.52
Santiago Tepetlapa	\$2,739,249,354.00	0.0000189	\$51,716.02
Santiago Tetepec	\$2,739,249,354.00	0.0015395	\$4,217,115.57
Santiago Texcalcingo	\$2,739,249,354.00	0.0012661	\$3,468,088.22
Santiago Textitlán	\$2,739,249,354.00	0.0021156	\$5,795,224.13
Santiago Tilantongo	\$2,739,249,354.00	0.0010319	\$2,826,714.87
Santiago Tillo	\$2,739,249,354.00	0.0000731	\$200,295.34
Santiago Tlazoyaltepec	\$2,739,249,354.00	0.0034593	\$9,475,821.32
Santiago Xanica	\$2,739,249,354.00	0.0016277	\$4,458,675.73
Santiago Xiacuí	\$2,739,249,354.00	0.0001555	\$425,895.17
Santiago Yaitepec	\$2,739,249,354.00	0.0028917	\$7,921,223.04
Santiago Yaveo	\$2,739,249,354.00	0.0022460	\$6,152,371.35
Santiago Yolomécatl	\$2,739,249,354.00	0.0001331	\$364,515.66
Santiago Yosondúa	\$2,739,249,354.00	0.0018887	\$5,173,673.90
Santiago Yucuyachi	\$2,739,249,354.00	0.0001419	\$388,793.34
Santiago Zacatepec	\$2,739,249,354.00	0.0032369	\$8,866,777.34
Santiago Zochila	\$2,739,249,354.00	0.0000465	\$127,260.03
Nuevo Zoquiápam	\$2,739,249,354.00	0.0002889	\$791,317.88
Santo Domingo Ingenio	\$2,739,249,354.00	0.0007507	\$2,056,259.07
Santo Domingo Albarradas	\$2,739,249,354.00	0.0002174	\$595,384.21
Santo Domingo Armenta	\$2,739,249,354.00	0.0010957	\$3,001,377.62
Santo Domingo Chihuitán	\$2,739,249,354.00	0.0000699	\$191,346.81
Santo Domingo de Morelos	\$2,739,249,354.00	0.0057072	\$15,633,525.04
Santo Domingo Ixcatlán	\$2,739,249,354.00	0.0001715	\$469,822.71
Santo Domingo Nuxaá	\$2,739,249,354.00	0.0014812	\$4,057,426.40
Santo Domingo Ozolotepec	\$2,739,249,354.00	0.0004235	\$1,160,191.90

Santo Domingo Petapa	\$2,739,249,354.00	0.0018939	\$5,187,976.25
Santo Domingo Roayaga	\$2,739,249,354.00	0.0006509	\$1,782,887.58
Santo Domingo Tehuantepec	\$2,739,249,354.00	0.0092264	\$25,273,288.19
Santo Domingo Teojomulco	\$2,739,249,354.00	0.0012140	\$3,325,471.16
Santo Domingo Tepuxtepec	\$2,739,249,354.00	0.0025796	\$7,066,120.19
Santo Domingo Tlatayápam	\$2,739,249,354.00	0.0000339	\$92,996.85
Santo Domingo Tomaltepec	\$2,739,249,354.00	0.0005066	\$1,387,635.10
Santo Domingo Tonalá	\$2,739,249,354.00	0.0007430	\$2,035,158.77
Santo Domingo Tonaltepec	\$2,739,249,354.00	0.0000893	\$244,628.46
Santo Domingo Xagacía	\$2,739,249,354.00	0.0004380	\$1,199,800.23
Santo Domingo Yanhuatlán	\$2,739,249,354.00	0.0001705	\$466,913.81
Santo Domingo Yodohino	\$2,739,249,354.00	0.0001114	\$305,082.59
Santo Domingo Zanatepec	\$2,739,249,354.00	0.0013845	\$3,792,424.38
Santos Reyes Nopala	\$2,739,249,354.00	0.0029727	\$8,143,005.53
Santos Reyes Pápalo	\$2,739,249,354.00	0.0014024	\$3,841,412.39
Santos Reyes Tepejillo	\$2,739,249,354.00	0.0002693	\$737,780.35
Santos Reyes Yucuná	\$2,739,249,354.00	0.0005643	\$1,545,776.36
Santo Tomás Jalieza	\$2,739,249,354.00	0.0009341	\$2,558,607.05
Santo Tomás Mazaltepec	\$2,739,249,354.00	0.0005672	\$1,553,688.00
Santo Tomás Ocotepec	\$2,739,249,354.00	0.0020649	\$5,656,339.18
Santo Tomás Tamazulapan	\$2,739,249,354.00	0.0004383	\$1,200,644.75
San Vicente Coatlán	\$2,739,249,354.00	0.0018192	\$4,983,374.79
San Vicente Lachixio	\$2,739,249,354.00	0.0019868	\$5,442,245.34
San Vicente Nuñú	\$2,739,249,354.00	0.0000427	\$116,886.16
Silacayoápam	\$2,739,249,354.00	0.0015100	\$4,136,243.57
Sitio de Xitlapehua	\$2,739,249,354.00	0.0001481	\$405,733.59
Soledad Etla	\$2,739,249,354.00	0.0004545	\$1,244,945.50
Villa de Tamazulápam del Progreso	\$2,739,249,354.00	0.0008858	\$2,426,382.97
Tanetze de Zaragoza	\$2,739,249,354.00	0.0002383	\$652,802.81
Taniche	\$2,739,249,354.00	0.0002042	\$559,381.67
Tataltepec de Valdés	\$2,739,249,354.00	0.0037691	\$10,324,575.21
Teococuilco de Marcos Pérez	\$2,739,249,354.00	0.0003177	\$870,162.39
Teotitlán de Flores Magón	\$2,739,249,354.00	0.0014002	\$3,835,547.54
Teotitlán del Valle	\$2,739,249,354.00	0.0013575	\$3,718,492.37
Teotongo	\$2,739,249,354.00	0.0000799	\$218,922.77
Tepelmeme Villa de Morelos	\$2,739,249,354.00	0.0005043	\$1,381,414.77
Tezoatlán de Segura y Luna	\$2,739,249,354.00	0.0032001	\$8,765,966.97
San Jerónimo Tlacoahuaya	\$2,739,249,354.00	0.0006341	\$1,736,927.75
Tlacolula de Matamoros	\$2,739,249,354.00	0.0028747	\$7,874,430.82
Tlacotepec Plumas	\$2,739,249,354.00	0.0000887	\$243,033.22
Tlalixtac de Cabrera	\$2,739,249,354.00	0.0017928	\$4,911,011.54
Totontepec Villa de Morelos	\$2,739,249,354.00	0.0023435	\$6,419,297.49
Trinidad Zaachila	\$2,739,249,354.00	0.0005764	\$1,578,985.13
La Trinidad Vista Hermosa	\$2,739,249,354.00	0.0000341	\$93,525.87
Unión Hidalgo	\$2,739,249,354.00	0.0018161	\$4,974,870.22
Valerio Trujano	\$2,739,249,354.00	0.0002125	\$582,102.14

San Juan Bautista Valle Nacional	\$2,739,249,354.00	0.0046586	\$12,760,987.22
Villa Díaz Ordaz	\$2,739,249,354.00	0.0025939	\$7,105,330.29
Yaxe	\$2,739,249,354.00	0.0008103	\$2,219,678.13
Magdalena Yodocono de Porfirio Díaz	\$2,739,249,354.00	0.0003253	\$891,187.41
Yogana	\$2,739,249,354.00	0.0003718	\$1,018,571.83
Yutanduchi de Guerrero	\$2,739,249,354.00	0.0005742	\$1,572,905.29
Villa de Zaachila	\$2,739,249,354.00	0.0087563	\$23,985,573.36
San Mateo Yucutindó	\$2,739,249,354.00	0.0009881	\$2,706,746.52
Zapotitlán Lagunas	\$2,739,249,354.00	0.0011708	\$3,207,009.08
Zapotitlán Palmas	\$2,739,249,354.00	0.0002488	\$681,397.06
Santa Inés de Zaragoza	\$2,739,249,354.00	0.0002363	\$647,184.50
Zimatlán de Álvarez	\$2,739,249,354.00	0.0038845	\$10,640,640.15
TOTAL		1.0000000	\$2,739,249,354.00

Paso 4. Línea Basal 2013. Componente $F_{i,2013}$

Fondo para la Infraestructura Social Municipal 2013 de (Oaxaca)	
Municipio	Asignación 2013 corregida
Abejones	\$1,553,435.01
Acatlán de Pérez Figueroa	\$47,689,692.36
Asunción Cacalotepec	\$5,593,580.01
Asunción Cuyotepeji	\$1,172,667.06
Asunción Ixtaltepec	\$11,840,574.57
Asunción Nochixtlán	\$18,177,209.20
Asunción Ocotlán	\$5,678,361.32
Asunción Tlacolulita	\$1,022,135.51
Ayotzintepec	\$8,638,520.18
El Barrio de la Soledad	\$8,594,379.37
Calihualá	\$1,372,952.25
Candelaria Loxicha	\$19,468,290.24
Ciénega de Zimatlán	\$2,136,606.62
Ciudad Ixtepec	\$14,926,319.56
Coatecas Altas	\$10,073,974.73
Coicoyán de las Flores	\$21,878,675.68
La Compañía	\$5,836,827.04
Concepción Buenavista	\$1,123,331.44
Concepción Pápalo	\$4,139,082.77
Constancia del Rosario	\$7,124,033.93
Cosolapa	\$14,947,000.70
Cosoltepec	\$1,443,921.91
Cuicápam de Guerrero	\$25,388,991.27
Cuyamecalco Villa de Zaragoza	\$7,721,223.36
Chahuities	\$9,753,261.12

Chalcatongo de Hidalgo	\$11,991,408.76
Chiquihuitlán de Benito Juárez	\$5,100,156.57
Heroica Ciudad de Ejutla de Crespo	\$19,527,317.13
Eloxochitlán de Flores Magón	\$13,556,162.28
El Espinal	\$4,522,504.74
Tamazulápam del Espíritu Santo	\$14,791,658.91
Fresnillo de Trujano	\$1,124,676.63
Guadalupe Etla	\$1,909,578.42
Guadalupe de Ramírez	\$1,060,804.41
Guelatao de Juárez	\$198,545.25
Guevea de Humboldt	\$6,625,405.51
Mesones Hidalgo	\$8,953,430.20
Villa Hidalgo	\$4,139,458.52
Heroica Ciudad de Huajuapán de León	\$41,934,907.20
Huautepec	\$14,985,990.57
Huautla de Jiménez	\$56,624,425.20
Ixtlán de Juárez	\$7,790,851.59
Heroica Ciudad de Juchitán de Zaragoza	\$62,001,283.23
Loma Bonita	\$34,465,103.58
Magdalena Apasco	\$3,906,730.08
Magdalena Jaltepec	\$5,574,758.75
Santa Magdalena Jicotlán	\$79,911.18
Magdalena Mixtepec	\$2,465,654.79
Magdalena Ocotlán	\$1,510,318.20
Magdalena Peñasco	\$8,493,705.78
Magdalena Teitipac	\$9,677,353.62
Magdalena Tequisistlán	\$7,544,309.79
Magdalena Tlacotepec	\$1,064,610.22
Magdalena Zahuatlán	\$345,536.91
Mariscala de Juárez	\$2,954,616.95
Mártires de Tacubaya	\$1,266,617.83
Matías Romero Avendaño	\$30,534,651.10
Mazatlán Villa de Flores	\$22,539,630.24
Miahuatlán de Porfirio Díaz	\$42,970,966.83
Mixistlán de la Reforma	\$5,504,487.74
Monjas	\$5,212,439.47
Natividad	\$316,991.75
Nazareno Etla	\$1,951,747.55
Nejapa de Madero	\$12,412,291.99
Ixpantepec Nieves	\$1,626,605.96
Santiago Niltepec	\$6,678,176.03
Oaxaca de Juárez	\$106,610,285.04
Ocotlán de Morelos	\$20,989,966.25
La Pe	\$3,258,962.98






Pinotepa de Don Luis	\$11,257,683.67
Pluma Hidalgo	\$6,805,901.15
San José del Progreso	\$9,296,531.98
Putla Villa de Guerrero	\$34,355,982.21
Santa Catarina Quijoquitani	\$643,728.81
Reforma de Pineda	\$2,453,341.22
La Reforma	\$3,250,138.82
Reyes Etna	\$2,417,207.23
Rojas de Cuauhtémoc	\$1,104,136.96
Salina Cruz	\$33,441,488.52
San Agustín Amatengo	\$1,720,907.57
San Agustín Atenango	\$3,079,392.36
San Agustín Chayuco	\$4,595,001.63
San Agustín de las Juntas	\$5,752,413.12
San Agustín Etna	\$1,908,859.31
San Agustín Loxicha	\$61,637,130.17
San Agustín Tlacotepec	\$1,836,266.63
San Agustín Yatareni	\$3,351,985.03
San Andrés Cabecera Nueva	\$6,106,452.99
San Andrés Dinicuiti	\$1,726,304.87
San Andrés Huaxpaltepec	\$6,390,824.95
San Andrés Huayápam	\$2,187,760.20
San Andrés Ixtlahuaca	\$1,916,007.60
San Andrés Lagunas	\$623,594.98
San Andrés Nuxiño	\$3,081,761.45
San Andrés Paxtlán	\$8,926,811.48
San Andrés Sinaxtla	\$579,064.23
San Andrés Solaga	\$1,881,618.32
San Andrés Teotilápam	\$9,552,663.64
San Andrés Tepetlapa	\$762,594.98
San Andrés Yaá	\$765,140.82
San Andrés Zabache	\$1,308,934.92
San Andrés Zautla	\$6,208,962.28
San Antonino Castillo Velasco	\$4,990,987.72
San Antonino el Alto	\$5,291,150.01
San Antonino Monte Verde	\$9,365,322.65
San Antonio Acutla	\$329,374.95
San Antonio de la Cal	\$12,311,718.75
San Antonio Huitepec	\$8,044,972.13
San Antonio Nanahuatípam	\$909,573.11
San Antonio Sinicahua	\$4,959,992.51
San Antonio Tepetlapa	\$6,564,916.00
San Baltazar Chichicápam	\$3,276,868.63
San Baltazar Loxicha	\$3,717,092.05

M
D
K

[Handwritten signature]

San Baltazar Yatzachi el Bajo	\$881,428.43
San Bartolo Coyotepec	\$4,163,607.26
San Bartolomé Ayautla	\$8,320,686.56
San Bartolomé Loxicha	\$5,698,562.61
San Bartolomé Quialana	\$4,182,699.40
San Bartolomé Yucuañe	\$783,880.54
San Bartolomé Zoogocho	\$323,536.32
San Bartolo Soyaltepec	\$935,326.20
San Bartolo Yautepec	\$1,160,280.11
San Bernardo Mixtepec	\$4,022,093.32
San Blas Atempa	\$28,726,871.17
San Carlos Yautepec	\$20,961,780.94
San Cristóbal Amatlán	\$11,816,727.23
San Cristóbal Amoltepec	\$4,165,204.55
San Cristóbal Lachirioag	\$1,112,823.71
San Cristóbal Suchixtlahuaca	\$289,709.33
San Dionisio del Mar	\$9,049,883.29
San Dionisio Ocotepc	\$15,949,739.43
San Dionisio Ocotlán	\$1,284,124.72
San Esteban Atlatluca	\$14,322,546.05
San Felipe Jalapa de Díaz	\$40,217,195.01
San Felipe Tejalápam	\$10,793,036.85
San Felipe Usila	\$21,332,366.11
San Francisco Cahuacuá	\$9,443,431.66
San Francisco Cajonos	\$455,962.99
San Francisco Chapulapa	\$4,590,423.93
San Francisco Chindúa	\$946,325.15
San Francisco del Mar	\$9,339,815.23
San Francisco Huehuetlán	\$1,814,760.16
San Francisco Ixhuatán	\$8,919,993.99
San Francisco Jaltepetongo	\$1,944,325.96
San Francisco Lachigoló	\$3,356,817.71
San Francisco Logueche	\$5,666,795.52
San Francisco Nuxaño	\$617,838.09
San Francisco Ozolotepec	\$3,430,252.95
San Francisco Sola	\$2,369,862.74
San Francisco Telixtlahuaca	\$9,100,822.34
San Francisco Teopan	\$620,951.86
San Francisco Tlapancingo	\$3,047,395.67
San Gabriel Mixtepec	\$7,072,555.70
San Ildefonso Amatlán	\$4,198,081.88
San Ildefonso Sola	\$1,619,487.54
San Ildefonso Villa Alta	\$3,242,915.58
San Jacinto Amilpas	\$3,958,087.18






San Jacinto Tlacotepec	\$4,095,866.76
San Jerónimo Coatlán	\$10,592,051.38
San Jerónimo Silacayoapilla	\$1,744,062.06
San Jerónimo Sosola	\$4,885,591.46
San Jerónimo Taviche	\$3,595,915.26
San Jerónimo Tecóatl	\$3,182,680.82
San Jorge Nuchita	\$3,146,109.10
San José Ayuquila	\$2,057,004.79
San José Chiltepec	\$15,422,443.61
San José del Peñasco	\$4,130,963.39
San José Estancia Grande	\$1,339,128.50
San José Independencia	\$5,893,508.02
San José Lachiguiri	\$10,019,041.37
San José Tenango	\$63,992,541.45
San Juan Achiutla	\$435,461.98
San Juan Atepec	\$977,071.80
Ánimas Trujano	\$944,798.95
San Juan Bautista Atlatlahuca	\$1,549,986.15
San Juan Bautista Coixtlahuaca	\$5,808,413.01
San Juan Bautista Cuicatlán	\$9,735,045.01
San Juan Bautista Guelache	\$3,612,727.70
San Juan Bautista Jayacatlán	\$1,955,576.87
San Juan Bautista Lo de Soto	\$2,804,200.29
San Juan Bautista Suchitepec	\$691,743.28
San Juan Bautista Tlacoatzintepec	\$4,307,367.27
San Juan Bautista Tlachichilco	\$2,122,425.88
San Juan Bautista Tuxtepec	\$110,676,009.40
San Juan Cacahuatpec	\$6,964,693.53
San Juan Cieneguilla	\$744,251.13
San Juan Coatzacoapam	\$6,649,009.85
San Juan Colorado	\$15,502,217.35
San Juan Comaltepec	\$10,403,406.38
San Juan Cotzocón	\$32,397,970.81
San Juan Chicomezúchil	\$193,616.93
San Juan Chilateca	\$764,082.22
San Juan del Estado	\$2,421,048.56
San Juan del Río	\$1,508,495.80
San Juan Diuxi	\$2,376,397.57
San Juan Evangelista Analco	\$186,866.02
San Juan Guelavía	\$3,987,804.41
San Juan Guichicovi	\$45,500,656.61
San Juan Ihualtepec	\$1,325,580.66
San Juan Juquila Mixes	\$8,017,947.02
San Juan Juquila Vijanos	\$2,175,903.68






San Juan Lachao	\$6,984,555.66
San Juan Lachigalla	\$6,080,568.32
San Juan Lajarcia	\$1,419,986.27
San Juan Lalana	\$40,003,839.44
San Juan de los Cués	\$2,320,550.57
San Juan Mazatlán	\$47,635,545.21
San Juan Mixtepec - Dto. 08	\$17,333,073.50
San Juan Mixtepec - Dto. 26	\$1,502,468.39
San Juan Ñumí	\$13,508,800.93
San Juan Ozolotepec	\$5,882,234.49
San Juan Petlapa	\$17,219,948.77
San Juan Quiahije	\$6,340,673.23
San Juan Quiotepec	\$3,418,139.73
San Juan Sayultepec	\$933,610.36
San Juan Tabaá	\$1,023,097.41
San Juan Tamazola	\$11,456,984.79
San Juan Teita	\$1,256,785.04
San Juan Teitipac	\$3,770,686.03
San Juan Tepeuxila	\$4,237,976.53
San Juan Teposcolula	\$1,717,856.54
San Juan Yaeé	\$1,343,742.27
San Juan Yatzona	\$314,060.22
San Juan Yucuita	\$816,680.54
San Lorenzo	\$12,629,393.64
San Lorenzo Albarradas	\$4,639,133.25
San Lorenzo Cacaotepec	\$7,946,729.96
San Lorenzo Cuaunecuiltitla	\$1,472,244.21
San Lorenzo Texmelúcan	\$14,040,950.80
San Lorenzo Victoria	\$958,564.55
San Lucas Camotlán	\$8,156,860.49
San Lucas Ojitlán	\$39,925,529.87
San Lucas Quiavini	\$2,306,158.12
San Lucas Zoquiápam	\$17,996,016.81
San Luis Amatlán	\$7,281,293.76
San Marcial Ozolotepec	\$5,092,981.17
San Marcos Arteaga	\$1,504,939.54
San Martín de los Cansecos	\$1,195,733.76
San Martín Huamelúlpam	\$2,043,522.01
San Martín Itunyoso	\$5,499,031.62
San Martín Lachilá	\$1,425,429.37
San Martín Peras	\$19,976,315.94
San Martín Tilcajete	\$1,808,952.54
San Martín Toxpalan	\$3,476,181.22
San Martín Zacatepec	\$1,513,192.62






San Mateo Cajonos	\$702,706.87
Capulálpam de Méndez	\$449,725.82
San Mateo del Mar	\$36,027,768.51
San Mateo Yoloxochitlán	\$5,047,263.12
San Mateo Etlatongo	\$1,707,344.74
San Mateo Nejápam	\$1,539,133.56
San Mateo Peñasco	\$4,666,893.37
San Mateo Piñas	\$7,831,415.55
San Mateo Río Hondo	\$9,365,215.27
San Mateo Sindihui	\$3,607,554.22
San Mateo Tlapiltepec	\$213,166.24
San Melchor Betaza	\$2,137,869.89
San Miguel Achiutla	\$1,090,925.21
San Miguel Ahuehuetitlán	\$4,502,519.15
San Miguel Aloápam	\$4,032,459.97
San Miguel Amatitlán	\$13,728,644.27
San Miguel Amatlán	\$991,248.18
San Miguel Coatlán	\$12,698,958.25
San Miguel Chicahua	\$5,031,730.44
San Miguel Chimalapa	\$12,095,258.99
San Miguel del Puerto	\$14,205,469.65
San Miguel del Río	\$124,917.26
San Miguel Ejutla	\$812,526.12
San Miguel el Grande	\$6,822,732.72
San Miguel Huautla	\$4,593,272.89
San Miguel Mixtepec	\$7,392,856.39
San Miguel Panixtlahuaca	\$9,224,648.67
San Miguel Peras	\$8,708,595.61
San Miguel Piedras	\$2,813,964.09
San Miguel Quetzaltepec	\$12,394,532.38
San Miguel Santa Flor	\$1,719,295.59
Villa Sola de Vega	\$26,113,956.11
San Miguel Soyaltepec	\$47,654,516.16
San Miguel Suchixtepec	\$6,083,041.05
Villa Talea de Castro	\$1,791,451.71
San Miguel Tecamatlán	\$222,925.28
San Miguel Tenango	\$1,639,369.65
San Miguel Tequixtepec	\$1,036,282.91
San Miguel Tilquiápam	\$5,565,825.01
San Miguel Tlacamama	\$3,866,156.57
San Miguel Tlacotepec	\$4,308,113.09
San Miguel Tulancingo	\$392,972.65
San Miguel Yotao	\$620,797.03
San Nicolás	\$1,277,385.19

San Nicolás Hidalgo	\$1,033,165.54
San Pablo Coatlán	\$7,107,136.89
San Pablo Cuatro Venados	\$3,841,577.54
San Pablo Etla	\$6,177,358.48
San Pablo Huitzo	\$5,323,579.14
San Pablo Huixtepec	\$7,372,816.13
San Pablo Macuilianguis	\$725,894.67
San Pablo Tijaltepec	\$5,375,003.25
San Pablo Villa de Mitla	\$15,096,248.51
San Pablo Yaganiza	\$1,396,155.89
San Pedro Amuzgos	\$9,694,251.36
San Pedro Apóstol	\$1,330,937.87
San Pedro Atoyac	\$6,776,284.28
San Pedro Cajonos	\$981,466.82
San Pedro Coxcaltepec Cántaros	\$1,474,867.44
San Pedro Comitancillo	\$1,928,218.50
San Pedro el Alto	\$6,688,272.94
San Pedro Huamelula	\$10,322,383.82
San Pedro Huilotepec	\$2,305,338.60
San Pedro Ixcatlán	\$16,007,661.75
San Pedro Ixtlahuaca	\$9,531,214.54
San Pedro Jaltepetongo	\$543,616.19
San Pedro Jicayán	\$15,719,751.21
San Pedro Jocotipac	\$1,776,769.63
San Pedro Juchatengo	\$1,522,642.92
San Pedro Mártir	\$3,086,335.56
San Pedro Mártir Quiechapa	\$1,155,450.92
San Pedro Mártir Yucuxaco	\$2,458,303.21
San Pedro Mixtepec - Dto. 22	\$31,017,499.14
San Pedro Mixtepec - Dto. 26	\$1,835,869.29
San Pedro Molinos	\$1,134,766.45
San Pedro Nopala	\$1,209,368.07
San Pedro Ocopetatillo	\$1,708,234.93
San Pedro Ocoteppec	\$4,394,590.17
San Pedro Pochutla	\$55,041,319.07
San Pedro Quiatoni	\$30,878,328.77
San Pedro Sochiápam	\$9,392,290.12
San Pedro Tapanatepec	\$15,122,060.29
San Pedro Taviche	\$2,421,934.02
San Pedro Teozacoalco	\$2,248,233.08
San Pedro Teutila	\$7,909,348.90
San Pedro Tidaá	\$2,236,557.49
San Pedro Topiltepec	\$333,131.16
San Pedro Totolápam	\$2,213,493.22

Q

M

T

ST

Villa de Tututepec de Melchor Ocampo	\$48,650,157.26
San Pedro Yaneri	\$1,133,090.98
San Pedro Yólox	\$4,082,967.69
San Pedro y San Pablo Ayutla	\$17,852,049.70
Villa de Etla	\$5,099,872.08
San Pedro y San Pablo Teposcolula	\$3,240,856.68
San Pedro y San Pablo Tequixtepec	\$2,749,061.96
San Pedro Yucunama	\$183,839.57
San Raymundo Jalpan	\$2,066,123.30
San Sebastián Abasco	\$2,437,038.19
San Sebastián Coatlán	\$4,004,510.20
San Sebastián Ixcapa	\$4,062,730.89
San Sebastián Nicananduta	\$1,009,899.75
San Sebastián Río Hondo	\$8,483,944.67
San Sebastián Tecomaxtlahuaca	\$13,090,392.35
San Sebastián Teitipac	\$2,880,055.84
San Sebastián Tutla	\$4,242,942.47
San Simón Almolonga	\$4,424,909.11
San Simón Zahuatlán	\$6,406,719.08
Santa Ana	\$2,944,012.74
Santa Ana Ateixtlahuaca	\$1,970,515.46
Santa Ana Cuauhtémoc	\$1,666,451.12
Santa Ana del Valle	\$1,764,059.36
Santa Ana Tavela	\$1,723,299.09
Santa Ana Tlapacoyan	\$3,241,170.55
Santa Ana Yareni	\$893,572.01
Santa Ana Zegache	\$5,627,033.31
Santa Catalina Quierí	\$1,525,055.55
Santa Catarina Cuixtla	\$1,469,904.15
Santa Catarina Ixtepeji	\$2,700,845.88
Santa Catarina Juquila	\$19,217,852.46
Santa Catarina Lachatao	\$1,845,179.73
Santa Catarina Loxicha	\$10,013,142.93
Santa Catarina Mechoacán	\$7,416,590.05
Santa Catarina Minas	\$2,739,237.73
Santa Catarina Quiané	\$1,409,043.92
Santa Catarina Tayata	\$1,029,279.07
Santa Catarina Ticuá	\$2,424,645.32
Santa Catarina Yosonotú	\$4,563,354.76
Santa Catarina Zapoquila	\$820,150.74
Santa Cruz Acatepec	\$3,628,614.90
Santa Cruz Amilpas	\$4,433,099.16
Santa Cruz de Bravo	\$434,200.36
Santa Cruz Itundujia	\$31,498,481.52

Q

M

1

R

Santa Cruz Mixtepec	\$5,431,510.04
Santa Cruz Nundaco	\$5,270,163.84
Santa Cruz Papalutla	\$2,936,130.26
Santa Cruz Tacache de Mina	\$1,837,640.09
Santa Cruz Tacahua	\$3,782,270.05
Santa Cruz Tayata	\$915,410.36
Santa Cruz Xitla	\$7,596,240.58
Santa Cruz Xoxocotlán	\$44,486,802.83
Santa Cruz Zenzontepec	\$38,301,380.51
Santa Gertrudis	\$3,084,089.03
Santa Inés del Monte	\$5,879,060.88
Santa Inés Yatzeche	\$1,941,560.53
Santa Lucía del Camino	\$12,681,972.34
Santa Lucía Miahuatlán	\$10,080,120.70
Santa Lucía Monteverde	\$18,295,736.47
Santa Lucía Ocotlán	\$5,423,838.66
Santa María Alotepec	\$3,723,303.43
Santa María Apazco	\$6,011,680.14
Santa María la Asunción	\$8,305,471.59
Heroica Ciudad de Tlaxiaco	\$46,066,895.94
Ayoquezco de Aldama	\$7,485,892.51
Santa María Atzompa	\$20,386,332.28
Santa María Camotlán	\$2,070,710.02
Santa María Colotepec	\$21,924,779.06
Santa María Cortijo	\$1,307,569.01
Santa María Coyotepec	\$1,761,960.06
Santa María Chachoápam	\$920,083.06
Villa de Chilapa de Díaz	\$1,879,154.48
Santa María Chilchotla	\$52,715,330.21
Santa María Chimalapa	\$14,152,022.78
Santa María del Rosario	\$812,481.19
Santa María del Tule	\$3,281,459.58
Santa María Ecatepec	\$3,142,918.89
Santa María Guelacé	\$674,210.56
Santa María Guienagati	\$8,143,382.68
Santa María Huatulco	\$27,489,803.55
Santa María Huazolotitlán	\$13,415,909.75
Santa María Ipalapa	\$5,219,473.37
Santa María Ixcatlán	\$1,142,073.23
Santa María Jacatepec	\$14,263,326.27
Santa María Jalapa del Marqués	\$12,071,281.11
Santa María Jaltianguis	\$349,241.29
Santa María Lachixío	\$3,898,507.21
Santa María Mixtequilla	\$3,569,051.86

8

M

T

PA

Santa María Nativitas	\$945,016.79
Santa María Nduayaco	\$1,015,144.08
Santa María Ozolotepec	\$7,894,426.33
Santa María Pápalo	\$4,053,871.12
Santa María Peñoles	\$20,064,395.43
Santa María Petapa	\$14,704,479.86
Santa María Quiégolani	\$2,854,385.91
Santa María Sola	\$2,345,113.66
Santa María Tataltepec	\$516,822.51
Santa María Tecomavaca	\$1,193,417.22
Santa María Temaxcalapa	\$924,531.27
Santa María Temaxcaltepec	\$5,243,343.76
Santa María Teopoxco	\$7,210,357.95
Santa María Tepantlali	\$10,482,782.04
Santa María Texcatitlán	\$1,877,020.21
Santa María Tlahuitoltepec	\$27,911,698.00
Santa María Tlalixtac	\$3,154,942.83
Santa María Tonameca	\$39,984,793.63
Santa María Totolapilla	\$1,057,731.22
Santa María Xadani	\$9,079,372.68
Santa María Yalina	\$329,746.85
Santa María Yavesía	\$554,284.78
Santa María Yolotepec	\$1,479,486.89
Santa María Yosoyúa	\$2,608,553.56
Santa María Yucuhiti	\$9,792,995.56
Santa María Zacatepec	\$15,811,850.65
Santa María Zaniza	\$2,873,861.19
Santa María Zoquitlán	\$3,936,772.03
Santiago Amoltepec	\$39,117,803.10
Santiago Apoala	\$2,491,013.76
Santiago Apóstol	\$6,110,202.35
Santiago Astata	\$3,749,023.11
Santiago Atitlán	\$8,604,232.17
Santiago Ayuquillilla	\$3,576,003.63
Santiago Cacaloxtepec	\$2,120,276.52
Santiago Camotlán	\$13,133,106.11
Santiago Comaltepec	\$1,025,241.05
Santiago Chazumba	\$4,805,468.88
Santiago Choápam	\$11,522,677.06
Santiago del Río	\$1,365,496.15
Santiago Huajolotitlán	\$4,110,690.80
Santiago Huaucilla	\$908,546.65
Santiago Ihuittán Plumas	\$627,459.49
Santiago Ixcuintepec	\$2,268,806.31

P
M
A
P

Santiago Ixtayutla	\$29,124,767.24
Santiago Jamiltepec	\$19,635,802.34
Santiago Jocotepec	\$21,251,049.36
Santiago Juxtlahuaca	\$54,252,070.39
Santiago Lachiguiri	\$9,589,927.78
Santiago Lalopa	\$327,909.84
Santiago Laollaga	\$3,235,408.33
Santiago Laxopa	\$1,856,490.66
Santiago Llano Grande	\$4,175,641.86
Santiago Matatlán	\$12,394,411.73
Santiago Miltepec	\$556,718.22
Santiago Minas	\$3,045,413.54
Santiago Nacaltepec	\$2,466,631.40
Santiago Nejapilla	\$429,489.31
Santiago Nundiche	\$2,497,590.25
Santiago Nuyoó	\$3,547,639.75
Santiago Pinotepa Nacional	\$52,445,088.88
Santiago Suchilquitongo	\$11,185,747.74
Santiago Tamazola	\$4,610,688.90
Santiago Tapextla	\$4,911,102.66
Villa Tejúpam de la Unión	\$2,123,765.10
Santiago Tenango	\$2,828,091.53
Santiago Tepetlapa	\$105,170.21
Santiago Tetepec	\$8,083,371.81
Santiago Texcalcingo	\$4,100,859.25
Santiago Textitlán	\$5,212,715.85
Santiago Tilantongo	\$8,262,229.72
Santiago Tillo	\$676,053.01
Santiago Tlazoyaltepec	\$13,165,590.13
Santiago Xanica	\$5,830,596.30
Santiago Xiacuí	\$1,833,015.76
Santiago Yaitepec	\$8,227,426.79
Santiago Yaveo	\$10,320,947.55
Santiago Yolomécatl	\$1,673,202.48
Santiago Yosondúa	\$14,317,626.61
Santiago Yucuyachi	\$1,205,510.60
Santiago Zacatepec	\$15,319,079.89
Santiago Zochila	\$259,070.42
Nuevo Zoquiápam	\$1,289,601.08
Santo Domingo Ingenio	\$6,516,751.23
Santo Domingo Albarradas	\$732,748.59
Santo Domingo Armenta	\$4,366,536.33
Santo Domingo Chihuitán	\$1,265,651.34
Santo Domingo de Morelos	\$20,754,495.42

Santo Domingo Ixcatlán	\$2,733,094.17
Santo Domingo Nuxaá	\$11,132,889.57
Santo Domingo Ozolotepec	\$1,576,113.99
Santo Domingo Petapa	\$8,811,074.35
Santo Domingo Roayaga	\$4,034,358.85
Santo Domingo Tehuantepec	\$49,686,702.78
Santo Domingo Teojomulco	\$6,399,210.89
Santo Domingo Tepuxtepec	\$14,233,093.33
Santo Domingo Tlatayápam	\$198,471.94
Santo Domingo Tomaltepec	\$2,371,394.86
Santo Domingo Tonalá	\$8,612,102.21
Santo Domingo Tonaltepec	\$579,130.68
Santo Domingo Xagacia	\$1,783,801.53
Santo Domingo Yanhuatlán	\$2,240,033.44
Santo Domingo Yodohino	\$453,151.45
Santo Domingo Zanatepec	\$9,764,936.84
Santos Reyes Nopala	\$25,624,468.33
Santos Reyes Pápalo	\$4,733,881.90
Santos Reyes Tepejillo	\$1,701,804.88
Santos Reyes Yucuná	\$2,378,262.56
Santo Tomás Jalieza	\$5,993,683.51
Santo Tomás Mazaltepec	\$1,955,131.58
Santo Tomás Ocotepec	\$8,555,823.61
Santo Tomás Tamazulapan	\$2,669,393.68
San Vicente Coatlán	\$7,377,800.41
San Vicente Lachixío	\$6,350,763.64
San Vicente Nuñú	\$589,896.38
Silacayoápam	\$10,217,041.90
Sitío de Xitlapehua	\$621,565.23
Soledad Etlá	\$3,300,963.06
Villa de Tamazulápam del Progreso	\$5,193,919.57
Tanetze de Zaragoza	\$2,429,356.63
Taniche	\$792,976.74
Tataltepec de Valdés	\$11,898,875.95
Teococuilco de Marcos Pérez	\$1,525,629.25
Teotitlán de Flores Magón	\$6,171,259.46
Teotitlán del Valle	\$6,964,535.25
Teotongo	\$1,265,458.67
Tepelmeme Villa de Morelos	\$2,931,709.61
Tezoatlán de Segura y Luna	\$18,388,378.65
San Jerónimo Tlacoachahuaya	\$4,853,500.65
Tlacolula de Matamoros	\$16,665,389.72
Tlacotepec Plumas	\$499,669.66
Tlaxiactac de Cabrera	\$5,670,877.30

R

M

d

Handwritten signature

Totontepec Villa de Morelos	\$9,266,138.50
Trinidad Zaachila	\$3,332,997.55
La Trinidad Vista Hermosa	\$343,365.94
Unión Hidalgo	\$8,094,334.16
Valerio Trujano	\$1,492,294.17
San Juan Bautista Valle Nacional	\$30,739,315.62
Villa Díaz Ordaz	\$9,284,175.44
Yaxe	\$5,663,136.62
Magdalena Yodocono de Porfirio Díaz	\$1,680,980.40
Yogana	\$2,529,083.43
Yutanduchi de Guerrero	\$2,447,462.86
Villa de Zaachila	\$43,235,190.86
San Mateo Yucutindó	\$5,999,764.42
Zapotitlán Lagunas	\$5,529,119.41
Zapotitlán Palmas	\$2,968,854.44
Santa Inés de Zaragoza	\$3,477,607.55
Zimatlán de Álvarez	\$18,610,861.45
TOTAL	\$4,701,282,845.00

Fuente: Periódico Oficial del Gobierno del Estado de Oaxaca http://www.finanzasoxaca.gob.mx/pdf/asistencia/leyes_fiscales/2013/pdf/21_ACUERDO_PARTICIPACIONES.pdf con fecha de publicación el 26 de enero de 2013

Paso 5. Obtener la asignación monetaria correspondiente a cada demarcación territorial respecto del FISDMF 2022:

Clave INEGI	Municipio	Asignación 2013 ($F_{i,2013}$)	$Z_{i,t}$	Asignación FISDMF 2022
20001	Abejones	\$1,553,435.01	\$525,827.57	\$2,079,262.58
20002	Acatlán de Pérez Figueroa	\$47,689,692.36	\$19,963,018.41	\$67,652,710.77
20003	Asunción Cacalotepec	\$5,593,580.01	\$2,261,850.12	\$7,855,430.13
20004	Asunción Cuyotepeji	\$1,172,667.06	\$439,947.02	\$1,612,614.08
20005	Asunción Ixtaltepec	\$11,840,574.57	\$1,715,796.95	\$13,556,371.52
20006	Asunción Nochistlán	\$18,177,209.20	\$11,403,066.56	\$29,580,275.76
20007	Asunción Ocotlán	\$5,678,361.32	\$2,783,414.78	\$8,461,776.10
20008	Asunción Tlacolulita	\$1,022,135.51	\$332,578.90	\$1,354,714.41
20009	Ayotzintepic	\$8,638,520.18	\$8,031,173.00	\$16,669,693.18
20010	El Barrio de la Soledad	\$8,594,379.37	\$1,842,438.19	\$10,436,817.56
20011	Calihualá	\$1,372,952.25	\$1,540,838.76	\$2,913,791.01
20012	Candelaria Loxicha	\$19,468,290.24	\$14,840,121.92	\$34,308,412.16
20013	Ciénega de Zimatlán	\$2,136,606.62	\$688,120.50	\$2,824,727.12
20014	Ciudad Ixtepec	\$14,926,319.56	\$2,835,207.23	\$17,761,526.79
20015	Coatecas Altas	\$10,073,974.73	\$7,220,287.29	\$17,294,262.02
20016	Coicoyán de las Flores	\$21,878,675.68	\$22,854,974.82	\$44,733,650.50
20017	La Compañía	\$5,836,827.04	\$3,099,699.66	\$8,936,526.70
20018	Concepción Buenavista	\$1,123,331.44	\$475,309.57	\$1,598,641.01
20019	Concepción Pápalo	\$4,139,082.77	\$2,490,196.23	\$6,629,279.00
20020	Constancia del Rosario	\$7,124,033.93	\$5,975,987.76	\$13,100,021.69
20021	Cosolapa	\$14,947,000.70	\$5,565,487.15	\$20,512,487.85

20022	Cosoltepec	\$1,443,921.91	\$479,862.62	\$1,923,784.53
20023	Cuicuilám de Guerrero	\$25,388,991.27	\$16,131,083.93	\$41,520,075.20
20024	Cuyamecalco Villa de Zaragoza	\$7,721,223.36	\$4,528,498.69	\$12,249,722.05
20025	Chahuites	\$9,753,261.12	\$6,508,160.07	\$16,261,421.19
20026	Chalcatongo de Hidalgo	\$11,991,408.76	\$5,859,260.38	\$17,850,669.14
20027	Chiquihuitlán de Benito Juárez	\$5,100,156.57	\$1,859,017.05	\$6,959,173.62
20028	Heroica Ciudad de Ejutla de Crespo	\$19,527,317.13	\$12,489,010.46	\$32,016,327.59
20029	Eloxochitlán de Flores Magón	\$13,556,162.28	\$5,371,192.89	\$18,927,355.17
20030	El Espinal	\$4,522,504.74	\$565,129.24	\$5,087,633.98
20031	Tamazulápam del Espíritu Santo	\$14,791,658.91	\$5,765,102.94	\$20,556,761.85
20032	Fresnillo de Trujano	\$1,124,676.63	\$516,586.14	\$1,641,262.77
20033	Guadalupe Etla	\$1,909,578.42	\$361,083.76	\$2,270,662.18
20034	Guadalupe de Ramírez	\$1,060,804.41	\$458,663.33	\$1,519,467.74
20035	Guelatao de Juárez	\$198,545.25	\$15,643.56	\$214,188.81
20036	Guevea de Humboldt	\$6,625,405.51	\$3,414,897.06	\$10,040,302.57
20037	Mesones Hidalgo	\$8,953,430.20	\$5,020,568.98	\$13,973,999.18
20038	Villa Hidalgo	\$4,139,458.52	\$1,014,901.63	\$5,154,360.15
20039	Heroica Ciudad de Huajuapán de León	\$41,934,907.20	\$20,688,507.63	\$62,623,414.83
20040	Huautepec	\$14,985,990.57	\$13,924,687.64	\$28,910,678.21
20041	Huautla de Jiménez	\$56,624,425.20	\$35,830,154.97	\$92,454,580.17
20042	Ixtlán de Juárez	\$7,790,851.59	\$3,232,277.73	\$11,023,129.32
20043	Heroica Ciudad de Juchitán de Zaragoza	\$62,001,283.23	\$48,889,577.03	\$110,890,860.26
20044	Loma Bonita	\$34,465,103.58	\$17,375,089.27	\$51,840,192.85
20045	Magdalena Apasco	\$3,906,730.08	\$379,462.11	\$4,286,192.19
20046	Magdalena Jaltepec	\$5,574,758.75	\$1,634,233.20	\$7,208,991.95
20047	Santa Magdalena Jicotlán	\$79,911.18	\$22,338.43	\$102,249.61
20048	Magdalena Mixtepec	\$2,465,654.79	\$2,035,292.88	\$4,500,947.67
20049	Magdalena Ocotlán	\$1,510,318.20	\$898,988.77	\$2,409,306.97
20050	Magdalena Peñasco	\$8,493,705.78	\$2,668,845.43	\$11,162,551.21
20051	Magdalena Teitipac	\$9,677,353.62	\$6,445,753.40	\$16,123,107.02
20052	Magdalena Tequisistlán	\$7,544,309.79	\$2,205,834.50	\$9,750,144.29
20053	Magdalena Tlacotepec	\$1,064,610.22	\$154,619.73	\$1,219,229.95
20054	Magdalena Zahuatlán	\$345,536.91	\$251,692.26	\$597,229.17
20055	Mariscala de Juárez	\$2,954,616.95	\$1,469,720.66	\$4,424,337.61
20056	Mártires de Tacubaya	\$1,266,617.83	\$850,759.30	\$2,117,377.13
20057	Matías Romero Avendaño	\$30,534,651.10	\$17,102,361.80	\$47,637,012.90
20058	Mazatlán Villa de Flores	\$22,539,630.24	\$19,725,024.41	\$42,264,654.65
20059	Miahuatlán de Porfirio Díaz	\$42,970,966.83	\$37,424,758.92	\$80,395,725.75
20060	Mixistlán de la Reforma	\$5,504,487.74	\$1,753,871.66	\$7,258,359.40
20061	Monjas	\$5,212,439.47	\$1,723,657.96	\$6,936,097.43
20062	Natividad	\$316,991.75	\$52,760.51	\$369,752.26
20063	Nazareno Etla	\$1,951,747.55	\$586,608.40	\$2,538,355.95
20064	Nejapa de Madero	\$12,412,291.99	\$3,033,324.57	\$15,445,616.56
20065	Ixpantepec Nieves	\$1,626,605.96	\$949,258.79	\$2,575,864.75
20066	Santiago Niltepec	\$6,678,176.03	\$1,643,389.48	\$8,321,565.51
20067	Oaxaca de Juárez	\$106,610,285.04	\$59,498,521.01	\$166,108,806.05

20068	Ocotlán de Morelos	\$20,989,966.25	\$10,221,864.50	\$31,211,830.75
20069	La Pe	\$3,258,962.98	\$2,321,282.22	\$5,580,245.20
20070	Pinotepa de Don Luis	\$11,257,683.67	\$6,799,917.91	\$18,057,601.58
20071	Pluma Hidalgo	\$6,805,901.15	\$2,707,226.54	\$9,513,127.69
20072	San José del Progreso	\$9,296,531.98	\$5,840,423.66	\$15,136,955.64
20073	Putla Villa de Guerrero	\$34,355,982.21	\$31,160,532.16	\$65,516,514.37
20074	Santa Catarina Quijoquitani	\$643,728.81	\$206,480.20	\$850,209.01
20075	Reforma de Pineda	\$2,453,341.22	\$745,908.89	\$3,199,250.11
20076	La Reforma	\$3,250,138.82	\$2,097,413.76	\$5,347,552.58
20077	Reyes Etlá	\$2,417,207.23	\$869,618.64	\$3,286,825.87
20078	Rojas de Cuauhtémoc	\$1,104,136.96	\$86,548.60	\$1,190,685.56
20079	Salina Cruz	\$33,441,488.52	\$10,710,805.89	\$44,152,294.41
20080	San Agustín Amatengo	\$1,720,907.57	\$872,029.46	\$2,592,937.03
20081	San Agustín Atenango	\$3,079,392.36	\$1,067,112.82	\$4,146,505.18
20082	San Agustín Chayuco	\$4,595,001.63	\$2,887,721.61	\$7,482,723.24
20083	San Agustín de las Juntas	\$5,752,413.12	\$2,037,393.69	\$7,789,806.81
20084	San Agustín Etlá	\$1,908,859.31	\$266,127.59	\$2,174,986.90
20085	San Agustín Loxicha	\$61,637,130.17	\$48,507,200.42	\$110,144,330.59
20086	San Agustín Tlacotepec	\$1,836,266.63	\$850,079.61	\$2,686,346.24
20087	San Agustín Yatareni	\$3,351,985.03	\$3,669,771.97	\$7,021,757.00
20088	San Andrés Cabecera Nueva	\$6,106,452.99	\$2,734,053.85	\$8,840,506.84
20089	San Andrés Dinicuiti	\$1,726,304.87	\$1,733,564.69	\$3,459,869.56
20090	San Andrés Huaxpaltepec	\$6,390,824.95	\$4,100,071.59	\$10,490,896.54
20091	San Andrés Huayápam	\$2,187,760.20	\$480,895.05	\$2,668,655.25
20092	San Andrés Ixtlahuaca	\$1,916,007.60	\$587,981.97	\$2,503,989.57
20093	San Andrés Lagunas	\$623,594.98	\$311,626.30	\$935,221.28
20094	San Andrés Nuxiño	\$3,081,761.45	\$1,317,436.12	\$4,399,197.57
20095	San Andrés Paxtlán	\$8,926,811.48	\$5,822,942.13	\$14,749,753.61
20096	San Andrés Sinaxtla	\$579,064.23	\$135,043.37	\$714,107.60
20097	San Andrés Solaga	\$1,881,618.32	\$843,121.25	\$2,724,739.57
20098	San Andrés Teotilalpam	\$9,552,663.64	\$5,098,059.34	\$14,650,722.98
20099	San Andrés Tepetlapa	\$762,594.98	\$500,505.45	\$1,263,100.43
20100	San Andrés Yaá	\$765,140.82	\$170,863.64	\$936,004.46
20101	San Andrés Zabache	\$1,308,934.92	\$866,258.55	\$2,175,193.47
20102	San Andrés Zautla	\$6,208,962.28	\$1,325,021.39	\$7,533,983.67
20103	San Antonino Castillo Velasco	\$4,990,987.72	\$4,272,709.86	\$9,263,697.58
20104	San Antonino el Alto	\$5,291,150.01	\$2,073,578.43	\$7,364,728.44
20105	San Antonino Monte Verde	\$9,365,322.65	\$7,025,484.05	\$16,390,806.70
20106	San Antonio Acutla	\$329,374.95	\$19,510.66	\$348,885.61
20107	San Antonio de la Cal	\$12,311,718.75	\$8,977,037.66	\$21,288,756.41
20108	San Antonio Huitepec	\$8,044,972.13	\$2,295,512.40	\$10,340,484.53
20109	San Antonio Nanahuatípam	\$909,573.11	\$401,581.21	\$1,311,154.32
20110	San Antonio Sinicahua	\$4,959,992.51	\$2,451,867.23	\$7,411,859.74
20111	San Antonio Tepetlapa	\$6,564,916.00	\$6,510,143.32	\$13,075,059.32
20112	San Baltazar Chichicápam	\$3,276,868.63	\$2,231,023.49	\$5,507,892.12
20113	San Baltazar Loxicha	\$3,717,092.05	\$1,967,632.73	\$5,684,724.78

20114	San Baltazar Yatzachi el Bajo	\$881,428.43	\$261,465.13	\$1,142,893.56
20115	San Bartolo Coyotepec	\$4,163,607.26	\$2,040,027.23	\$6,203,634.49
20116	San Bartolomé Ayautla	\$8,320,686.56	\$8,160,578.77	\$16,481,265.33
20117	San Bartolomé Loxicha	\$5,698,562.61	\$1,541,932.08	\$7,240,494.69
20118	San Bartolomé Quialana	\$4,182,699.40	\$1,493,021.06	\$5,675,720.46
20119	San Bartolomé Yucuañe	\$783,880.54	\$743,942.77	\$1,527,823.31
20120	San Bartolomé Zoogocho	\$323,536.32	\$353,780.78	\$677,317.10
20121	San Bartolo Soyaltepec	\$935,326.20	\$128,145.45	\$1,063,471.65
20122	San Bartolo Yautepec	\$1,160,280.11	\$205,509.07	\$1,365,789.18
20123	San Bernardo Mixtepec	\$4,022,093.32	\$1,899,598.56	\$5,921,691.88
20124	San Blas Atempa	\$28,726,871.17	\$11,035,821.21	\$39,762,692.38
20125	San Carlos Yautepec	\$20,961,780.94	\$10,380,610.69	\$31,342,391.63
20126	San Cristóbal Amatlán	\$11,816,727.23	\$4,485,384.98	\$16,302,112.21
20127	San Cristóbal Amoltepec	\$4,165,204.55	\$1,269,579.15	\$5,434,783.70
20128	San Cristóbal Lachirioag	\$1,112,823.71	\$279,997.37	\$1,392,821.08
20129	San Cristóbal Suchixtlahuaca	\$289,709.33	\$51,817.52	\$341,526.85
20130	San Dionisio del Mar	\$9,049,883.29	\$4,164,190.57	\$13,214,073.86
20131	San Dionisio Ocotepec	\$15,949,739.43	\$15,843,795.75	\$31,793,535.18
20132	San Dionisio Ocotlán	\$1,284,124.72	\$466,520.79	\$1,750,645.51
20133	San Esteban Atlatluca	\$14,322,546.05	\$3,954,798.28	\$18,277,344.33
20134	San Felipe Jalapa de Díaz	\$40,217,195.01	\$72,471,779.90	\$112,688,974.91
20135	San Felipe Tejalápam	\$10,793,036.85	\$6,616,014.38	\$17,409,051.23
20136	San Felipe Usila	\$21,332,366.11	\$18,808,071.33	\$40,140,437.44
20137	San Francisco Cahuacuá	\$9,443,431.66	\$4,397,770.56	\$13,841,202.22
20138	San Francisco Cajonos	\$455,962.99	\$193,357.02	\$649,320.01
20139	San Francisco Chapulapa	\$4,590,423.93	\$2,873,690.38	\$7,464,114.31
20140	San Francisco Chindúa	\$946,325.15	\$572,898.89	\$1,519,224.04
20141	San Francisco del Mar	\$9,339,815.23	\$4,764,935.89	\$14,104,751.12
20142	San Francisco Huehuetlán	\$1,814,760.16	\$926,800.57	\$2,741,560.73
20143	San Francisco Ixhuatán	\$8,919,993.99	\$4,199,676.00	\$13,119,669.99
20144	San Francisco Jaltepetongo	\$1,944,325.96	\$694,206.76	\$2,638,532.72
20145	San Francisco Lachigoló	\$3,356,817.71	\$1,335,652.11	\$4,692,469.82
20146	San Francisco Logueche	\$5,666,795.52	\$2,811,908.59	\$8,478,704.11
20147	San Francisco Nuxaño	\$617,838.09	\$117,933.28	\$735,771.37
20148	San Francisco Ozolotepec	\$3,430,252.95	\$1,790,685.11	\$5,220,938.06
20149	San Francisco Sola	\$2,369,862.74	\$1,860,687.01	\$4,230,549.75
20150	San Francisco Telixtlahuaca	\$9,100,822.34	\$4,563,457.10	\$13,664,279.44
20151	San Francisco Teopan	\$620,951.86	\$344,375.54	\$965,327.40
20152	San Francisco Tlapancingo	\$3,047,395.67	\$3,778,135.26	\$6,825,530.93
20153	San Gabriel Mixtepec	\$7,072,555.70	\$2,460,828.51	\$9,533,384.21
20154	San Ildefonso Amatlán	\$4,198,081.88	\$1,799,901.50	\$5,997,983.38
20155	San Ildefonso Sola	\$1,619,487.54	\$1,464,539.07	\$3,084,026.61
20156	San Ildefonso Villa Alta	\$3,242,915.58	\$1,334,539.52	\$4,577,455.10
20157	San Jacinto Amilpas	\$3,958,087.18	\$1,509,760.31	\$5,467,847.49
20158	San Jacinto Tlacotepec	\$4,095,866.76	\$1,313,390.74	\$5,409,257.50
20159	San Jerónimo Coatlán	\$10,592,051.38	\$6,130,318.18	\$16,722,369.56

20160	San Jerónimo Silacayoapilla	\$1,744,062.06	\$392,038.96	\$2,136,101.02
20161	San Jerónimo Sosola	\$4,885,591.46	\$1,371,554.16	\$6,257,145.62
20162	San Jerónimo Taviche	\$3,595,915.26	\$2,476,806.90	\$6,072,722.16
20163	San Jerónimo Tecóatl	\$3,182,680.82	\$2,047,296.19	\$5,229,977.01
20164	San Jorge Nuchita	\$3,146,109.10	\$3,287,170.49	\$6,433,279.59
20165	San José Ayuquila	\$2,057,004.79	\$877,263.70	\$2,934,268.49
20166	San José Chiltepec	\$15,422,443.61	\$6,186,344.59	\$21,608,788.20
20167	San José del Peñasco	\$4,130,963.39	\$1,051,374.80	\$5,182,338.19
20168	San José Estancia Grande	\$1,339,128.50	\$467,372.43	\$1,806,500.93
20169	San José Independencia	\$5,893,508.02	\$6,877,538.42	\$12,771,046.44
20170	San José Lachiguiri	\$10,019,041.37	\$5,425,947.18	\$15,444,988.55
20171	San José Tenango	\$63,992,541.45	\$39,527,726.26	\$103,520,267.71
20172	San Juan Achiutla	\$435,461.98	\$151,198.97	\$586,660.95
20173	San Juan Atepec	\$977,071.80	\$540,163.96	\$1,517,235.76
20174	Ánimas Trujano	\$944,798.95	\$839,192.29	\$1,783,991.24
20175	San Juan Bautista Atlatlahuca	\$1,549,986.15	\$969,613.07	\$2,519,599.22
20176	San Juan Bautista Coixtlahuaca	\$5,808,413.01	\$1,513,058.83	\$7,321,471.84
20177	San Juan Bautista Cuicatlán	\$9,735,045.01	\$4,583,895.43	\$14,318,940.44
20178	San Juan Bautista Guelache	\$3,612,727.70	\$1,517,872.53	\$5,130,600.23
20179	San Juan Bautista Jayacatlán	\$1,955,576.87	\$957,536.13	\$2,913,113.00
20180	San Juan Bautista Lo de Soto	\$2,804,200.29	\$744,790.75	\$3,548,991.04
20181	San Juan Bautista Suchitepec	\$691,743.28	\$187,790.47	\$879,533.75
20182	San Juan Bautista Tlacoatzintepec	\$4,307,367.27	\$2,527,136.73	\$6,834,504.00
20183	San Juan Bautista Tlachichilco	\$2,122,425.88	\$1,108,620.28	\$3,231,046.16
20184	San Juan Bautista Tuxtepec	\$110,676,009.40	\$85,607,913.56	\$196,283,922.96
20185	San Juan Cacahuatpec	\$6,964,693.53	\$6,085,189.73	\$13,049,883.26
20186	San Juan Cieneguilla	\$744,251.13	\$187,991.49	\$932,242.62
20187	San Juan Coatzacoapam	\$6,649,009.85	\$2,283,398.90	\$8,932,408.75
20188	San Juan Colorado	\$15,502,217.35	\$11,637,881.55	\$27,140,098.90
20189	San Juan Comaltepec	\$10,403,406.38	\$4,648,463.53	\$15,051,869.91
20190	San Juan Cotzocón	\$32,397,970.81	\$17,049,848.28	\$49,447,819.09
20191	San Juan Chicomezúchil	\$193,616.93	\$82,103.44	\$275,720.37
20192	San Juan Chilteca	\$764,082.22	\$150,379.43	\$914,461.65
20193	San Juan del Estado	\$2,421,048.56	\$992,414.72	\$3,413,463.28
20194	San Juan del Río	\$1,508,495.80	\$512,754.10	\$2,021,249.90
20195	San Juan Diuxi	\$2,376,397.57	\$1,427,774.43	\$3,804,172.00
20196	San Juan Evangelista Analco	\$186,866.02	\$91,445.86	\$278,311.88
20197	San Juan Guelavía	\$3,987,804.41	\$1,511,477.43	\$5,499,281.84
20198	San Juan Guichicovi	\$45,500,656.61	\$17,196,218.62	\$62,696,875.23
20199	San Juan Ihualtepec	\$1,325,580.66	\$537,168.03	\$1,862,748.69
20200	San Juan Juquila Mixes	\$8,017,947.02	\$2,843,739.68	\$10,861,686.70
20201	San Juan Juquila Vijanos	\$2,175,903.68	\$1,406,561.32	\$3,582,465.00
20202	San Juan Lachao	\$6,984,555.66	\$2,036,148.64	\$9,020,704.30
20203	San Juan Lachigalla	\$6,080,568.32	\$3,729,880.13	\$9,810,448.45
20204	San Juan Lajarcia	\$1,419,986.27	\$401,638.26	\$1,821,624.53
20205	San Juan Lalana	\$40,003,839.44	\$34,266,142.76	\$74,269,982.20

20206	San Juan de los Cués	\$2,320,550.57	\$1,531,757.11	\$3,852,307.68
20207	San Juan Mazatlán	\$47,635,545.21	\$18,230,478.16	\$65,866,023.37
20208	San Juan Mixtepec - Dto. 08	\$17,333,073.50	\$7,318,786.98	\$24,651,860.48
20209	San Juan Mixtepec - Dto. 26	\$1,502,468.39	\$303,060.73	\$1,805,529.12
20210	San Juan Ñumí	\$13,508,800.93	\$7,057,961.10	\$20,566,762.03
20211	San Juan Ozolotepec	\$5,882,234.49	\$4,420,997.82	\$10,303,232.31
20212	San Juan Petlapa	\$17,219,948.77	\$5,013,918.28	\$22,233,867.05
20213	San Juan Quiahije	\$6,340,673.23	\$2,820,321.36	\$9,160,994.59
20214	San Juan Quiotepec	\$3,418,139.73	\$1,069,725.92	\$4,487,865.65
20215	San Juan Sayultepec	\$933,610.36	\$196,851.27	\$1,130,461.63
20216	San Juan Tabaá	\$1,023,097.41	\$565,389.22	\$1,588,486.63
20217	San Juan Tamazola	\$11,456,984.79	\$4,450,313.40	\$15,907,298.19
20218	San Juan Teita	\$1,256,785.04	\$647,445.06	\$1,904,230.10
20219	San Juan Teitipac	\$3,770,686.03	\$1,855,259.97	\$5,625,946.00
20220	San Juan Tepeuxila	\$4,237,976.53	\$2,144,905.53	\$6,382,882.06
20221	San Juan Teposcolula	\$1,717,856.54	\$619,661.46	\$2,337,518.00
20222	San Juan Yaeé	\$1,343,742.27	\$570,306.29	\$1,914,048.56
20223	San Juan Yatzona	\$314,060.22	\$200,407.97	\$514,468.19
20224	San Juan Yucuita	\$816,680.54	\$146,046.13	\$962,726.67
20225	San Lorenzo	\$12,629,393.64	\$6,520,253.93	\$19,149,647.57
20226	San Lorenzo Albarradas	\$4,639,133.25	\$1,215,927.17	\$5,855,060.42
20227	San Lorenzo Cacaotepec	\$7,946,729.96	\$4,637,980.57	\$12,584,710.53
20228	San Lorenzo Cuaunecuiltitla	\$1,472,244.21	\$1,083,613.72	\$2,555,857.93
20229	San Lorenzo Texmelúcan	\$14,040,950.80	\$14,573,859.39	\$28,614,810.19
20230	San Lorenzo Victoria	\$958,564.55	\$556,075.09	\$1,514,639.64
20231	San Lucas Camotlán	\$8,156,860.49	\$4,304,635.71	\$12,461,496.20
20232	San Lucas Ojitlán	\$39,925,529.87	\$26,467,001.97	\$66,392,531.84
20233	San Lucas Quiavini	\$2,306,158.12	\$1,447,770.22	\$3,753,928.34
20234	San Lucas Zoquiápam	\$17,996,016.81	\$10,895,397.08	\$28,891,413.89
20235	San Luis Amatlán	\$7,281,293.76	\$2,496,770.40	\$9,778,064.16
20236	San Marcial Ozolotepec	\$5,092,981.17	\$1,093,520.54	\$6,186,501.71
20237	San Marcos Arteaga	\$1,504,939.54	\$613,188.75	\$2,118,128.29
20238	San Martín de los Cansecos	\$1,195,733.76	\$668,177.70	\$1,863,911.46
20239	San Martín Huamelúlpam	\$2,043,522.01	\$479,765.25	\$2,523,287.26
20240	San Martín Itunyoso	\$5,499,031.62	\$6,062,935.83	\$11,561,967.45
20241	San Martín Lachilá	\$1,425,429.37	\$827,797.21	\$2,253,226.58
20242	San Martín Peras	\$19,976,315.94	\$24,767,169.50	\$44,743,485.44
20243	San Martín Tilcajete	\$1,808,952.54	\$551,955.10	\$2,360,907.64
20244	San Martín Toxpalan	\$3,476,181.22	\$3,196,706.28	\$6,672,887.50
20245	San Martín Zacatepec	\$1,513,192.62	\$1,021,807.61	\$2,535,000.23
20246	San Mateo Cajonos	\$702,706.87	\$328,211.03	\$1,030,917.90
20247	Capulálpam de Méndez	\$449,725.82	\$105,308.66	\$555,034.48
20248	San Mateo del Mar	\$36,027,768.51	\$21,269,322.27	\$57,297,090.78
20249	San Mateo Yoloxochitlán	\$5,047,263.12	\$4,790,940.20	\$9,838,203.32
20250	San Mateo Etlatongo	\$1,707,344.74	\$586,870.63	\$2,294,215.37
20251	San Mateo Nejápam	\$1,539,133.56	\$1,291,298.61	\$2,830,432.17

20252	San Mateo Peñasco	\$4,666,893.37	\$2,538,307.75	\$7,205,201.12
20253	San Mateo Piñas	\$7,831,415.55	\$2,578,060.94	\$10,409,476.49
20254	San Mateo Río Hondo	\$9,365,215.27	\$1,895,879.78	\$11,261,095.05
20255	San Mateo Sindihui	\$3,607,554.22	\$2,447,316.05	\$6,054,870.27
20256	San Mateo Tlapiltepec	\$213,166.24	\$106,006.27	\$319,172.51
20257	San Melchor Betaza	\$2,137,869.89	\$869,402.82	\$3,007,272.71
20258	San Miguel Achiutla	\$1,090,925.21	\$697,288.85	\$1,788,214.06
20259	San Miguel Ahuehuetitlán	\$4,502,519.15	\$2,896,546.76	\$7,399,065.91
20260	San Miguel Aloápam	\$4,032,459.97	\$1,744,225.99	\$5,776,685.96
20261	San Miguel Amatitlán	\$13,728,644.27	\$3,925,773.30	\$17,654,417.57
20262	San Miguel Amatlán	\$991,248.18	\$154,823.61	\$1,146,071.79
20263	San Miguel Coatlán	\$12,698,958.25	\$3,430,320.66	\$16,129,278.91
20264	San Miguel Chicahua	\$5,031,730.44	\$1,823,736.04	\$6,855,466.48
20265	San Miguel Chimalapa	\$12,095,258.99	\$5,194,431.09	\$17,289,690.08
20266	San Miguel del Puerto	\$14,205,469.65	\$1,817,371.84	\$16,022,841.49
20267	San Miguel del Río	\$124,917.26	\$99,416.18	\$224,333.44
20268	San Miguel Ejutla	\$812,526.12	\$464,342.03	\$1,276,868.15
20269	San Miguel el Grande	\$6,822,732.72	\$1,974,562.61	\$8,797,295.33
20270	San Miguel Huautla	\$4,593,272.89	\$1,737,433.64	\$6,330,706.53
20271	San Miguel Mixtepec	\$7,392,856.39	\$6,587,041.23	\$13,979,897.62
20272	San Miguel Panixtlahuaca	\$9,224,648.67	\$8,603,176.84	\$17,827,825.51
20273	San Miguel Peras	\$8,708,595.61	\$6,280,752.22	\$14,989,347.83
20274	San Miguel Piedras	\$2,813,964.09	\$1,713,847.14	\$4,527,811.23
20275	San Miguel Quetzaltepec	\$12,394,532.38	\$7,916,076.30	\$20,310,608.68
20276	San Miguel Santa Flor	\$1,719,295.59	\$404,301.17	\$2,123,596.76
20277	Villa Sola de Vega	\$26,113,956.11	\$17,714,217.85	\$43,828,173.96
20278	San Miguel Soyaltepec	\$47,654,516.16	\$38,716,204.79	\$86,370,720.95
20279	San Miguel Suchixtepec	\$6,083,041.05	\$2,389,593.37	\$8,472,634.42
20280	Villa Talea de Castro	\$1,791,451.71	\$976,619.80	\$2,768,071.51
20281	San Miguel Tecamatlán	\$222,925.28	\$67,558.29	\$290,483.57
20282	San Miguel Tenango	\$1,639,369.65	\$252,701.77	\$1,892,071.42
20283	San Miguel Tequixtepec	\$1,036,282.91	\$392,905.42	\$1,429,188.33
20284	San Miguel Tilquiápam	\$5,565,825.01	\$6,110,829.15	\$11,676,654.16
20285	San Miguel Tlacamama	\$3,866,156.57	\$1,682,830.44	\$5,548,987.01
20286	San Miguel Tlacotepec	\$4,308,113.09	\$2,021,897.01	\$6,330,010.10
20287	San Miguel Tulancingo	\$392,972.65	\$78,584.98	\$471,557.63
20288	San Miguel Yotao	\$620,797.03	\$902,763.07	\$1,523,560.10
20289	San Nicolás	\$1,277,385.19	\$742,973.52	\$2,020,358.71
20290	San Nicolás Hidalgo	\$1,033,165.54	\$539,054.94	\$1,572,220.48
20291	San Pablo Coatlán	\$7,107,136.89	\$3,288,234.36	\$10,395,371.25
20292	San Pablo Cuatro Venados	\$3,841,577.54	\$2,278,487.25	\$6,120,064.79
20293	San Pablo Etla	\$6,177,358.48	\$1,474,520.17	\$7,651,878.65
20294	San Pablo Huitzo	\$5,323,579.14	\$1,605,994.15	\$6,929,573.29
20295	San Pablo Huixtepec	\$7,372,816.13	\$3,463,825.15	\$10,836,641.28
20296	San Pablo Macuiltepec	\$725,894.67	\$392,320.26	\$1,118,214.93
20297	San Pablo Tlaltepec	\$5,375,003.25	\$3,613,648.23	\$8,988,651.48

20298	San Pablo Villa de Mitla	\$15,096,248.51	\$7,143,798.40	\$22,240,046.91
20299	San Pablo Yaganiza	\$1,396,155.89	\$566,334.26	\$1,962,490.15
20300	San Pedro Amuzgos	\$9,694,251.36	\$7,892,969.70	\$17,587,221.06
20301	San Pedro Apóstol	\$1,330,937.87	\$636,049.42	\$1,966,987.29
20302	San Pedro Atoyac	\$6,776,284.28	\$4,605,947.32	\$11,382,231.60
20303	San Pedro Cajonos	\$981,466.82	\$510,643.21	\$1,492,110.03
20304	San Pedro Coxcaltepec Cántaros	\$1,474,867.44	\$538,034.65	\$2,012,902.09
20305	San Pedro Comitancillo	\$1,928,218.50	\$402,823.46	\$2,331,041.96
20306	San Pedro el Alto	\$6,688,272.94	\$5,136,388.45	\$11,824,661.39
20307	San Pedro Huamelula	\$10,322,383.82	\$1,866,571.81	\$12,188,955.63
20308	San Pedro Huilotepec	\$2,305,338.60	\$2,060,235.02	\$4,365,573.62
20309	San Pedro Ixcatlán	\$16,007,661.75	\$13,916,159.51	\$29,923,821.26
20310	San Pedro Ixtlahuaca	\$9,531,214.54	\$6,932,136.42	\$16,463,350.96
20311	San Pedro Jaltepetongo	\$543,616.19	\$619,107.45	\$1,162,723.64
20312	San Pedro Jicayán	\$15,719,751.21	\$16,599,457.00	\$32,319,208.21
20313	San Pedro Jocotipac	\$1,776,769.63	\$513,888.15	\$2,290,657.78
20314	San Pedro Juchatengo	\$1,522,642.92	\$808,128.90	\$2,330,771.82
20315	San Pedro Mártir	\$3,086,335.56	\$1,268,226.83	\$4,354,562.39
20316	San Pedro Mártir Quiechapa	\$1,155,450.92	\$780,493.24	\$1,935,944.16
20317	San Pedro Mártir Yucuxaco	\$2,458,303.21	\$1,268,244.05	\$3,726,547.26
20318	San Pedro Mixtepec - Dto. 22	\$31,017,499.14	\$14,184,304.65	\$45,201,803.79
20319	San Pedro Mixtepec - Dto. 26	\$1,835,869.29	\$669,949.62	\$2,505,818.91
20320	San Pedro Molinos	\$1,134,766.45	\$518,788.13	\$1,653,554.58
20321	San Pedro Nopala	\$1,209,368.07	\$971,167.90	\$2,180,535.97
20322	San Pedro Ocopetatlillo	\$1,708,234.93	\$1,018,677.99	\$2,726,912.92
20323	San Pedro Ocotepc	\$4,394,590.17	\$1,686,500.72	\$6,081,090.89
20324	San Pedro Pochutla	\$55,041,319.07	\$18,503,780.48	\$73,545,099.55
20325	San Pedro Quiatoni	\$30,878,328.77	\$16,274,118.67	\$47,152,447.44
20326	San Pedro Sochiápam	\$9,392,290.12	\$7,776,285.00	\$17,168,575.12
20327	San Pedro Tapanatepec	\$15,122,060.29	\$6,417,760.42	\$21,539,820.71
20328	San Pedro Taviche	\$2,421,934.02	\$1,917,023.09	\$4,338,957.11
20329	San Pedro Tezacoalco	\$2,248,233.08	\$1,395,566.96	\$3,643,800.04
20330	San Pedro Teutila	\$7,909,348.90	\$5,203,850.57	\$13,113,199.47
20331	San Pedro Tidaá	\$2,236,557.49	\$832,948.84	\$3,069,506.33
20332	San Pedro Topiltepec	\$333,131.16	\$171,716.83	\$504,847.99
20333	San Pedro Totolápam	\$2,213,493.22	\$602,459.15	\$2,815,952.37
20334	Villa de Tututepec de Melchor Ocampo	\$48,650,157.26	\$20,801,795.04	\$69,451,952.30
20335	San Pedro Yaneri	\$1,133,090.98	\$670,071.12	\$1,803,162.10
20336	San Pedro Yólox	\$4,082,967.69	\$492,141.77	\$4,575,109.46
20337	San Pedro y San Pablo Ayutla	\$17,852,049.70	\$5,401,607.86	\$23,253,657.56
20338	Villa de Etla	\$5,099,872.08	\$2,446,836.01	\$7,546,708.09
20339	San Pedro y San Pablo Teposcolula	\$3,240,856.68	\$812,558.04	\$4,053,414.72
20340	San Pedro y San Pablo Tequixtepec	\$2,749,061.96	\$1,067,342.71	\$3,816,404.67
20341	San Pedro Yucunama	\$183,839.57	\$95,334.02	\$279,173.59
20342	San Raymundo Jalpan	\$2,066,123.30	\$320,875.42	\$2,386,998.72
20343	San Sebastián Abasolo	\$2,437,038.19	\$812,965.79	\$3,250,003.98

20344	San Sebastián Coatlán	\$4,004,510.20	\$2,758,718.52	\$6,763,228.72
20345	San Sebastián Ixcapa	\$4,062,730.89	\$2,045,729.64	\$6,108,460.53
20346	San Sebastián Nicananduta	\$1,009,899.75	\$1,584,476.90	\$2,594,376.65
20347	San Sebastián Río Hondo	\$8,483,944.67	\$4,239,106.13	\$12,723,050.80
20348	San Sebastián Tecomaxtlahuaca	\$13,090,392.35	\$5,359,379.43	\$18,449,771.78
20349	San Sebastián Teitipac	\$2,880,055.84	\$796,448.72	\$3,676,504.56
20350	San Sebastián Tutla	\$4,242,942.47	\$987,228.56	\$5,230,171.03
20351	San Simón Almolongas	\$4,424,909.11	\$1,856,121.05	\$6,281,030.16
20352	San Simón Zahuatlán	\$6,406,719.08	\$12,876,447.72	\$19,283,166.80
20353	Santa Ana	\$2,944,012.74	\$1,961,076.34	\$4,905,089.08
20354	Santa Ana Ateixtlahuaca	\$1,970,515.46	\$1,117,951.89	\$3,088,467.35
20355	Santa Ana Cuauhtémoc	\$1,666,451.12	\$689,012.93	\$2,355,464.05
20356	Santa Ana del Valle	\$1,764,059.36	\$1,364,017.72	\$3,128,077.08
20357	Santa Ana Tavela	\$1,723,299.09	\$619,404.72	\$2,342,703.81
20358	Santa Ana Tlapacoyan	\$3,241,170.55	\$1,094,500.22	\$4,335,670.77
20359	Santa Ana Yareni	\$893,572.01	\$548,440.19	\$1,442,012.20
20360	Santa Ana Zegache	\$5,627,033.31	\$2,456,323.79	\$8,083,357.10
20361	Santa Catalina Quierí	\$1,525,055.55	\$786,362.60	\$2,311,418.15
20362	Santa Catarina Cuixtla	\$1,469,904.15	\$540,701.91	\$2,010,606.06
20363	Santa Catarina Ixtepeji	\$2,700,845.88	\$1,238,875.84	\$3,939,721.72
20364	Santa Catarina Juquila	\$19,217,852.46	\$9,755,400.05	\$28,973,252.51
20365	Santa Catarina Lachatao	\$1,845,179.73	\$235,103.91	\$2,080,283.64
20366	Santa Catarina Loxicha	\$10,013,142.93	\$5,399,526.53	\$15,412,669.46
20367	Santa Catarina Mechoacán	\$7,416,590.05	\$6,201,137.37	\$13,617,727.42
20368	Santa Catarina Minas	\$2,739,237.73	\$850,035.74	\$3,589,273.47
20369	Santa Catarina Quiané	\$1,409,043.92	\$371,932.64	\$1,780,976.56
20370	Santa Catarina Tayata	\$1,029,279.07	\$357,763.71	\$1,387,042.78
20371	Santa Catarina Ticuá	\$2,424,645.32	\$988,994.68	\$3,413,640.00
20372	Santa Catarina Yosonotú	\$4,563,354.76	\$678,549.93	\$5,241,904.69
20373	Santa Catarina Zapotitlán	\$820,150.74	\$464,468.81	\$1,284,619.55
20374	Santa Cruz Acatepec	\$3,628,614.90	\$2,433,681.79	\$6,062,296.69
20375	Santa Cruz Amilpas	\$4,433,099.16	\$2,119,369.92	\$6,552,469.08
20376	Santa Cruz de Bravo	\$434,200.36	\$127,422.20	\$561,622.56
20377	Santa Cruz Itundujia	\$31,498,481.52	\$10,597,247.05	\$42,095,728.57
20378	Santa Cruz Mixtepec	\$5,431,510.04	\$3,492,951.08	\$8,924,461.12
20379	Santa Cruz Nundaco	\$5,270,163.84	\$3,126,501.20	\$8,396,665.04
20380	Santa Cruz Papalutla	\$2,936,130.26	\$656,117.37	\$3,592,247.63
20381	Santa Cruz Tacache de Mina	\$1,837,640.09	\$880,647.74	\$2,718,287.83
20382	Santa Cruz Tacahua	\$3,782,270.05	\$777,894.13	\$4,560,164.18
20383	Santa Cruz Tayata	\$915,410.36	\$562,587.18	\$1,477,997.54
20384	Santa Cruz Xitla	\$7,596,240.58	\$5,566,605.39	\$13,162,845.97
20385	Santa Cruz Xoxocotlán	\$44,486,802.83	\$38,859,662.05	\$83,346,464.88
20386	Santa Cruz Zenzontepec	\$38,301,380.51	\$26,869,510.11	\$65,170,890.62
20387	Santa Gertrudis	\$3,084,089.03	\$1,010,559.64	\$4,094,648.67
20388	Santa Inés del Monte	\$5,879,060.88	\$3,829,647.15	\$9,708,708.03
20389	Santa Inés Yatzeche	\$1,941,560.53	\$388,516.31	\$2,330,076.84

20390	Santa Lucía del Camino	\$12,681,972.34	\$4,867,500.94	\$17,549,473.28
20391	Santa Lucía Miahuatlán	\$10,080,120.70	\$7,096,548.39	\$17,176,669.09
20392	Santa Lucía Monteverde	\$18,295,736.47	\$9,267,425.24	\$27,563,161.71
20393	Santa Lucía Ocotlán	\$5,423,838.66	\$3,680,020.91	\$9,103,859.57
20394	Santa María Alotepec	\$3,723,303.43	\$1,319,923.02	\$5,043,226.45
20395	Santa María Apazco	\$6,011,680.14	\$2,025,377.22	\$8,037,057.36
20396	Santa María la Asunción	\$8,305,471.59	\$5,761,034.86	\$14,066,506.45
20397	Heroica Ciudad de Tlaxiaco	\$46,066,895.94	\$18,946,974.59	\$65,013,870.53
20398	Ayoquezco de Aldama	\$7,485,892.51	\$2,623,541.65	\$10,109,434.16
20399	Santa María Atzompa	\$20,386,332.28	\$16,079,320.39	\$36,465,652.67
20400	Santa María Camotlán	\$2,070,710.02	\$505,128.52	\$2,575,838.54
20401	Santa María Colotepec	\$21,924,779.06	\$7,000,200.81	\$28,924,979.87
20402	Santa María Cortijo	\$1,307,569.01	\$916,627.89	\$2,224,196.90
20403	Santa María Coyotepec	\$1,761,960.06	\$855,968.54	\$2,617,928.60
20404	Santa María Chachoápam	\$920,083.06	\$123,007.52	\$1,043,090.58
20405	Villa de Chilapa de Díaz	\$1,879,154.48	\$650,094.44	\$2,529,248.92
20406	Santa María Chilchotla	\$52,715,330.21	\$37,719,582.84	\$90,434,913.05
20407	Santa María Chimalapa	\$14,152,022.78	\$8,307,056.60	\$22,459,079.38
20408	Santa María del Rosario	\$812,481.19	\$346,048.45	\$1,158,529.64
20409	Santa María del Tule	\$3,281,459.58	\$717,296.14	\$3,998,755.72
20410	Santa María Ecatepec	\$3,142,918.89	\$1,515,062.63	\$4,657,981.52
20411	Santa María Guelacé	\$674,210.56	\$368,808.18	\$1,043,018.74
20412	Santa María Guienagati	\$8,143,382.68	\$2,980,149.28	\$11,123,531.96
20413	Santa María Huatulco	\$27,489,803.55	\$13,625,366.58	\$41,115,170.13
20414	Santa María Huazolotitlán	\$13,415,909.75	\$5,785,956.13	\$19,201,865.88
20415	Santa María Ipalapa	\$5,219,473.37	\$3,837,308.15	\$9,056,781.52
20416	Santa María Ixcatlán	\$1,142,073.23	\$782,281.03	\$1,924,354.26
20417	Santa María Jacatepec	\$14,263,326.27	\$7,673,883.10	\$21,937,209.37
20418	Santa María Jalapa del Marqués	\$12,071,281.11	\$3,040,056.19	\$15,111,337.30
20419	Santa María Jaltianguis	\$349,241.29	\$142,678.43	\$491,919.72
20420	Santa María Lachixío	\$3,898,507.21	\$1,515,071.50	\$5,413,578.71
20421	Santa María Mixtequilla	\$3,569,051.86	\$952,415.88	\$4,521,467.74
20422	Santa María Nativitas	\$945,016.79	\$436,333.19	\$1,381,349.98
20423	Santa María Nduayaco	\$1,015,144.08	\$381,950.94	\$1,397,095.02
20424	Santa María Ozolotepec	\$7,894,426.33	\$5,287,040.39	\$13,181,466.72
20425	Santa María Pápalo	\$4,053,871.12	\$2,096,507.17	\$6,150,378.29
20426	Santa María Peñoles	\$20,064,395.43	\$14,798,640.45	\$34,863,035.88
20427	Santa María Petapa	\$14,704,479.86	\$8,761,456.70	\$23,465,936.56
20428	Santa María Quiegolani	\$2,854,385.91	\$2,421,502.09	\$5,275,888.00
20429	Santa María Sola	\$2,345,113.66	\$1,804,786.83	\$4,149,900.49
20430	Santa María Tataltepec	\$516,822.51	\$220,954.20	\$737,776.71
20431	Santa María Tecomavaca	\$1,193,417.22	\$752,720.81	\$1,946,138.03
20432	Santa María Temascalapa	\$924,531.27	\$257,653.39	\$1,182,184.66
20433	Santa María Temascaltepec	\$5,243,343.76	\$3,409,162.20	\$8,652,505.96
20434	Santa María Teopoxco	\$7,210,357.95	\$3,525,186.27	\$10,735,544.22
20435	Santa María Tepantlali	\$10,482,782.04	\$3,080,177.62	\$13,562,959.66

20436	Santa María Texcatitlán	\$1,877,020.21	\$664,474.30	\$2,541,494.51
20437	Santa María Tlahuitoltepec	\$27,911,698.00	\$10,972,544.01	\$38,884,242.01
20438	Santa María Tlalixtac	\$3,154,942.83	\$1,834,251.43	\$4,989,194.26
20439	Santa María Tonameca	\$39,984,793.63	\$13,599,361.84	\$53,584,155.47
20440	Santa María Totolapilla	\$1,057,731.22	\$203,157.88	\$1,260,889.10
20441	Santa María Xadani	\$9,079,372.68	\$8,043,799.22	\$17,123,171.90
20442	Santa María Yalina	\$329,746.85	\$27,338.58	\$357,085.43
20443	Santa María Yavesia	\$554,284.78	\$64,610.93	\$618,895.71
20444	Santa María Yolotepec	\$1,479,486.89	\$592,716.75	\$2,072,203.64
20445	Santa María Yosoyúa	\$2,608,553.56	\$843,526.65	\$3,452,080.21
20446	Santa María Yucuhiti	\$9,792,995.56	\$5,873,622.66	\$15,666,618.22
20447	Santa María Zacatepec	\$15,811,850.65	\$17,430,218.17	\$33,242,068.82
20448	Santa María Zaniza	\$2,873,861.19	\$4,404,060.84	\$7,277,922.03
20449	Santa María Zoquitlán	\$3,936,772.03	\$1,971,380.63	\$5,908,152.66
20450	Santiago Amoltepec	\$39,117,803.10	\$32,989,421.43	\$72,107,224.53
20451	Santiago Apoala	\$2,491,013.76	\$1,021,044.35	\$3,512,058.11
20452	Santiago Apóstol	\$6,110,202.35	\$6,451,080.75	\$12,561,283.10
20453	Santiago Astata	\$3,749,023.11	\$1,313,503.62	\$5,062,526.73
20454	Santiago Atitlán	\$8,604,232.17	\$4,436,039.72	\$13,040,271.89
20455	Santiago Ayuquillilla	\$3,576,003.63	\$2,996,226.57	\$6,572,230.20
20456	Santiago Cacaloxtepec	\$2,120,276.52	\$720,561.87	\$2,840,838.39
20457	Santiago Camotlán	\$13,133,106.11	\$4,202,815.86	\$17,335,921.97
20458	Santiago Comaltepec	\$1,025,241.05	\$241,365.08	\$1,266,606.13
20459	Santiago Chazumba	\$4,805,468.88	\$1,801,425.35	\$6,606,894.23
20460	Santiago Choápam	\$11,522,677.06	\$8,387,977.84	\$19,910,654.90
20461	Santiago del Río	\$1,365,496.15	\$493,839.37	\$1,859,335.52
20462	Santiago Huajolotitlán	\$4,110,690.80	\$1,578,812.90	\$5,689,503.70
20463	Santiago Huaucilla	\$908,546.65	\$297,092.29	\$1,205,638.94
20464	Santiago Ihuatlán Plumas	\$627,459.49	\$244,957.61	\$872,417.10
20465	Santiago Ixcuintepec	\$2,268,806.31	\$1,138,451.29	\$3,407,257.60
20466	Santiago Ixtayutla	\$29,124,767.24	\$28,949,183.12	\$58,073,950.36
20467	Santiago Jamiltepec	\$19,635,802.34	\$15,159,048.74	\$34,794,851.08
20468	Santiago Jocotepec	\$21,251,049.36	\$22,654,941.90	\$43,905,991.26
20469	Santiago Juxtlahuaca	\$54,252,070.39	\$41,959,022.33	\$96,211,092.72
20470	Santiago Lachiguirí	\$9,589,927.78	\$2,192,433.73	\$11,782,361.51
20471	Santiago Lalopa	\$327,909.84	\$149,063.85	\$476,973.69
20472	Santiago Laollaga	\$3,235,408.33	\$812,533.74	\$4,047,942.07
20473	Santiago Laxopa	\$1,856,490.66	\$343,489.78	\$2,199,980.44
20474	Santiago Llano Grande	\$4,175,641.86	\$1,549,215.56	\$5,724,857.42
20475	Santiago Matatlán	\$12,394,411.73	\$8,683,618.16	\$21,078,029.89
20476	Santiago Miltepec	\$556,718.22	\$120,061.77	\$676,779.99
20477	Santiago Minas	\$3,045,413.54	\$703,559.14	\$3,748,972.68
20478	Santiago Nacaltepec	\$2,466,631.40	\$1,146,269.33	\$3,612,900.73
20479	Santiago Nejapilla	\$429,489.31	\$176,788.65	\$606,277.96
20480	Santiago Nundiche	\$2,497,590.25	\$1,987,899.29	\$4,485,489.54
20481	Santiago Nuyoó	\$3,547,639.75	\$1,240,824.55	\$4,788,464.30

20482	Santiago Pinotepa Nacional	\$52,445,088.88	\$29,935,127.67	\$82,380,216.55
20483	Santiago Suchilquitongo	\$11,185,747.74	\$9,475,347.10	\$20,661,094.84
20484	Santiago Tamazola	\$4,610,688.90	\$2,461,610.62	\$7,072,299.52
20485	Santiago Tapextla	\$4,911,102.66	\$3,659,686.76	\$8,570,789.42
20486	Villa Tejúpam de la Unión	\$2,123,765.10	\$623,592.80	\$2,747,357.90
20487	Santiago Tenango	\$2,828,091.53	\$1,597,330.52	\$4,425,422.05
20488	Santiago Tepetlapa	\$105,170.21	\$51,716.02	\$156,886.23
20489	Santiago Tetepec	\$8,083,371.81	\$4,217,115.57	\$12,300,487.38
20490	Santiago Texcalcingo	\$4,100,859.25	\$3,468,088.22	\$7,568,947.47
20491	Santiago Textitlán	\$5,212,715.85	\$5,795,224.13	\$11,007,939.98
20492	Santiago Tilantongo	\$8,262,229.72	\$2,826,714.87	\$11,088,944.59
20493	Santiago Tillo	\$676,053.01	\$200,295.34	\$876,348.35
20494	Santiago Tlazoletepec	\$13,165,590.13	\$9,475,821.32	\$22,641,411.45
20495	Santiago Xanica	\$5,830,596.30	\$4,458,675.73	\$10,289,272.03
20496	Santiago Xiacuí	\$1,833,015.76	\$425,895.17	\$2,258,910.93
20497	Santiago Yaitepec	\$8,227,426.79	\$7,921,223.04	\$16,148,649.83
20498	Santiago Yaveo	\$10,320,947.55	\$6,152,371.35	\$16,473,318.90
20499	Santiago Yolomécatl	\$1,673,202.48	\$364,515.66	\$2,037,718.14
20500	Santiago Yosondúa	\$14,317,626.61	\$5,173,673.90	\$19,491,300.51
20501	Santiago Yucuyachi	\$1,205,510.60	\$388,793.34	\$1,594,303.94
20502	Santiago Zacatepec	\$15,319,079.89	\$8,866,777.34	\$24,185,857.23
20503	Santiago Zochila	\$259,070.42	\$127,260.03	\$386,330.45
20504	Nuevo Zoquiápam	\$1,289,601.08	\$791,317.88	\$2,080,918.96
20505	Santo Domingo Ingenio	\$6,516,751.23	\$2,056,259.07	\$8,573,010.30
20506	Santo Domingo Albarradas	\$732,748.59	\$595,384.21	\$1,328,132.80
20507	Santo Domingo Armenta	\$4,366,536.33	\$3,001,377.62	\$7,367,913.95
20508	Santo Domingo Chihuitán	\$1,265,651.34	\$191,346.81	\$1,456,998.15
20509	Santo Domingo de Morelos	\$20,754,495.42	\$15,633,525.04	\$36,388,020.46
20510	Santo Domingo Ixcatlán	\$2,733,094.17	\$469,822.71	\$3,202,916.88
20511	Santo Domingo Nuxaá	\$11,132,889.57	\$4,057,426.40	\$15,190,315.97
20512	Santo Domingo Ozolotepec	\$1,576,113.99	\$1,160,191.90	\$2,736,305.89
20513	Santo Domingo Petapa	\$8,811,074.35	\$5,187,976.25	\$13,999,050.60
20514	Santo Domingo Roayaga	\$4,034,358.85	\$1,782,887.58	\$5,817,246.43
20515	Santo Domingo Tehuantepec	\$49,686,702.78	\$25,273,288.19	\$74,959,990.97
20516	Santo Domingo Teojomulco	\$6,399,210.89	\$3,325,471.16	\$9,724,682.05
20517	Santo Domingo Tepuxtepec	\$14,233,093.33	\$7,066,120.19	\$21,299,213.52
20518	Santo Domingo Tlatayápam	\$198,471.94	\$92,996.85	\$291,468.79
20519	Santo Domingo Tomaltepec	\$2,371,394.86	\$1,387,635.10	\$3,759,029.96
20520	Santo Domingo Tonalá	\$8,612,102.21	\$2,035,158.77	\$10,647,260.98
20521	Santo Domingo Tonaltepec	\$579,130.68	\$244,628.46	\$823,759.14
20522	Santo Domingo Xagacia	\$1,783,801.53	\$1,199,800.23	\$2,983,601.76
20523	Santo Domingo Yanhuitlán	\$2,240,033.44	\$466,913.81	\$2,706,947.25
20524	Santo Domingo Yodohino	\$453,151.45	\$305,082.59	\$758,234.04
20525	Santo Domingo Zanatepec	\$9,764,936.84	\$3,792,424.38	\$13,557,361.22
20526	Santos Reyes Nopala	\$25,624,468.33	\$8,143,005.53	\$33,767,473.86
20527	Santos Reyes Pápalo	\$4,733,881.90	\$3,841,412.39	\$8,575,294.29

20528	Santos Reyes Tepejillo	\$1,701,804.88	\$737,780.35	\$2,439,585.23
20529	Santos Reyes Yucuná	\$2,378,262.56	\$1,545,776.36	\$3,924,038.92
20530	Santo Tomás Jalieza	\$5,993,683.51	\$2,558,607.05	\$8,552,290.56
20531	Santo Tomás Mazaltepec	\$1,955,131.58	\$1,553,688.00	\$3,508,819.58
20532	Santo Tomás Ocoatepec	\$8,555,823.61	\$5,656,339.18	\$14,212,162.79
20533	Santo Tomás Tamazulapan	\$2,669,393.68	\$1,200,644.75	\$3,870,038.43
20534	San Vicente Coatlán	\$7,377,800.41	\$4,983,374.79	\$12,361,175.20
20535	San Vicente Lachixio	\$6,350,763.64	\$5,442,245.34	\$11,793,008.98
20536	San Vicente Nufú	\$589,896.38	\$116,886.16	\$706,782.54
20537	Silacayoápam	\$10,217,041.90	\$4,136,243.57	\$14,353,285.47
20538	Sitio de Xitlapehua	\$621,565.23	\$405,733.59	\$1,027,298.82
20539	Soledad Etla	\$3,300,963.06	\$1,244,945.50	\$4,545,908.56
20540	Villa de Tamazulápam del Progreso	\$5,193,919.57	\$2,426,382.97	\$7,620,302.54
20541	Tanetze de Zaragoza	\$2,429,356.63	\$652,802.81	\$3,082,159.44
20542	Taniche	\$792,976.74	\$559,381.67	\$1,352,358.41
20543	Tataltepec de Valdés	\$11,898,875.95	\$10,324,575.21	\$22,223,451.16
20544	Teococuilco de Marcos Pérez	\$1,525,629.25	\$870,162.39	\$2,395,791.64
20545	Teotitlán de Flores Magón	\$6,171,259.46	\$3,835,547.54	\$10,006,807.00
20546	Teotitlán del Valle	\$6,964,535.25	\$3,718,492.37	\$10,683,027.62
20547	Teotongo	\$1,265,458.67	\$218,922.77	\$1,484,381.44
20548	Tepelmeme Villa de Morelos	\$2,931,709.61	\$1,381,414.77	\$4,313,124.38
20549	Tezoatlán de Segura y Luna	\$18,388,378.65	\$8,765,966.97	\$27,154,345.62
20550	San Jerónimo Tlacoahuaya	\$4,853,500.65	\$1,736,927.75	\$6,590,428.40
20551	Tlacolula de Matamoros	\$16,665,389.72	\$7,874,430.82	\$24,539,820.54
20552	Tlacoatepec Plumas	\$499,669.66	\$243,033.22	\$742,702.88
20553	Tlalixtac de Cabrera	\$5,670,877.30	\$4,911,011.54	\$10,581,888.84
20554	Totontepec Villa de Morelos	\$9,266,138.50	\$6,419,297.49	\$15,685,435.99
20555	Trinidad Zaachila	\$3,332,997.55	\$1,578,985.13	\$4,911,982.68
20556	La Trinidad Vista Hermosa	\$343,365.94	\$93,525.87	\$436,891.81
20557	Unión Hidalgo	\$8,094,334.16	\$4,974,870.22	\$13,069,204.38
20558	Valerio Trujano	\$1,492,294.17	\$582,102.14	\$2,074,396.31
20559	San Juan Bautista Valle Nacional	\$30,739,315.62	\$12,760,987.22	\$43,500,302.84
20560	Villa Díaz Ordaz	\$9,284,175.44	\$7,105,330.29	\$16,389,505.73
20561	Yaxe	\$5,663,136.62	\$2,219,678.13	\$7,882,814.75
20562	Magdalena Yodocono de Porfirio Díaz	\$1,680,980.40	\$891,187.41	\$2,572,167.81
20563	Yogana	\$2,529,083.43	\$1,018,571.83	\$3,547,655.26
20564	Yutanduchi de Guerrero	\$2,447,462.86	\$1,572,905.29	\$4,020,368.15
20565	Villa de Zaachila	\$43,235,190.86	\$23,985,573.36	\$67,220,764.22
20566	San Mateo Yucutindó	\$5,999,764.42	\$2,706,746.52	\$8,706,510.94
20567	Zapotitlán Lagunas	\$5,529,119.41	\$3,207,009.08	\$8,736,128.49
20568	Zapotitlán Palmas	\$2,968,854.44	\$681,397.06	\$3,650,251.50
20569	Santa Inés de Zaragoza	\$3,477,607.55	\$647,184.50	\$4,124,792.05
20570	Zimatlán de Álvarez	\$18,610,861.45	\$10,640,640.15	\$29,251,501.60
TOTAL		\$4,701,282,845.00	\$2,739,249,354.00	\$7,440,532,199.00

ETAPA 2. Se aparta la asignación FISMDF 2022 resultante para los municipios que no tienen información de pobreza extrema 2015:

Clave	Municipio
20057	Matías Romero Avendaño
20140	San Francisco Chindúa
20407	Santa María Chimalapa
20427	Santa María Petapa

Clave INEGI	Municipio	Asignación 2013	Asignación por Zi,t	Asignación FISMDF 2022
20057	Matías Romero Avendaño	\$30,534,651.10	\$17,102,361.80	\$47,637,012.90
20140	San Francisco Chindúa	\$946,325.15	\$572,898.89	\$1,519,224.04
20407	Santa María Chimalapa	\$14,152,022.78	\$8,307,056.60	\$22,459,079.38
20427	Santa María Petapa	\$14,704,479.86	\$8,761,456.70	\$23,465,936.56
	TOTAL	\$60,337,478.89	\$34,743,773.99	\$95,081,252.88

ETAPA 3. Se aplica la fórmula de distribución de recursos del FISMDF conforme a lo establecido en el artículo 34 de la Ley de Coordinación Fiscal para los 566 municipios que sí disponen de información de pobreza extrema 2015 y 2020. El monto FISMDF a distribuir entre estos municipios es igual al publicado en el Presupuesto de Egresos de la Federación 2022 menos el monto FISMDF 2022 asignado a los 4 municipios que no cuentan información de pobreza extrema 2015 y que se obtuvieron en las Etapas 1 y 2. Asimismo, el monto total de la Línea basal 2013 para esta etapa 3 será igual a la suma de las Líneas basales de los 566 municipios que si cuentan con información de pobreza 2015 y 2020. El incremento FISMDF a distribuir entre los 566 municipios que si cuentan con información 2015 y 2020 para este paso, será el resultante de restarle al monto total FISMDF 2022 el nuevo monto de la Línea basal 2013 de los 566 municipios que si cuentan con información 2015 y 2020, así como el monto total FISMDF 2022 asignado a los 4 municipios que no cuentan con información de pobreza 2015.

Paso 1. Cálculo del componente $Z_{i,t}$

Municipio	Información CONEVAL 2020		Desarrollo de la Fórmula		
	(1) $PPE_{i,t}$	(2) $CPPE_{i,t}$	(3) $\frac{PPE_{i,t}}{\sum_i PPE_{i,t}}$	(4) $X_{i,t} = CPPE_i \frac{PPE_{i,t}}{\sum_i PPE_{i,t}}$	(5) $Z_{i,t} = \frac{x_{i,t}}{\sum_i x_{i,t}}$
	Personas en Pobreza Extrema 2020	Carencias Promedio de personas en pobreza extrema 2020			
Abejones	204	3.53442	0.00021	0.00073	0.00019
Acatlán de Pérez Figueroa	7,438	3.68023	0.00751	0.02763	0.00738
Asunción Cacalotepec	885	3.50449	0.00089	0.00313	0.00084
Asunción Cuyotepeji	175	3.44720	0.00018	0.00061	0.00016
Asunción Ixtaltepec	678	3.47009	0.00068	0.00237	0.00063
Asunción Nochixtlán	4,364	3.58296	0.00440	0.01578	0.00422
Asunción Ocotlán	986	3.87084	0.00100	0.00385	0.00103
Asunción Tlacolulita	129	3.53517	0.00013	0.00046	0.00012
Ayotzintepec	3,108	3.54326	0.00314	0.01112	0.00297
El Barrio de la Soledad	670	3.77071	0.00068	0.00255	0.00068
Calihualá	553	3.82065	0.00056	0.00213	0.00057
Candelaria Loxicha	4,999	4.07061	0.00505	0.02054	0.00549
Ciénega de Zimatlán	273	3.45626	0.00028	0.00095	0.00025
Ciudad Ixtepec	1,085	3.58311	0.00110	0.00392	0.00105

Coatecas Altas	2,703	3.66280	0.00273	0.00999	0.00267
Coicoyán de las Flores	7,878	3.97804	0.00795	0.03163	0.00845
La Compañía	1,176	3.61424	0.00119	0.00429	0.00115
Concepción Buenavista	179	3.64106	0.00018	0.00066	0.00018
Concepción Pápalo	951	3.59052	0.00096	0.00345	0.00092
Constancia del Rosario	2,083	3.93392	0.00210	0.00827	0.00221
Cosolapa	1,991	3.83298	0.00201	0.00770	0.00206
Cosoltepec	189	3.48145	0.00019	0.00066	0.00018
Cuicápam de Guerrero	5,958	3.71251	0.00601	0.02233	0.00596
Cuyamecalco Villa de Zaragoza	1,697	3.65912	0.00171	0.00627	0.00167
Chahuities	2,261	3.94696	0.00228	0.00901	0.00241
Chalcatongo de Hidalgo	2,294	3.50231	0.00232	0.00811	0.00217
Chiquihuitlán de Benito Juárez	702	3.63121	0.00071	0.00257	0.00069
Heroica Ciudad de Ejutla de Crespo	4,590	3.73096	0.00463	0.01729	0.00462
Eloxochitlán de Flores Magón	2,038	3.61386	0.00206	0.00743	0.00199
El Espinal	204	3.79859	0.00021	0.00078	0.00021
Tamazulápam del Espíritu Santo	2,264	3.49169	0.00229	0.00798	0.00213
Fresnillo de Trujano	205	3.45536	0.00021	0.00071	0.00019
Guadalupe Etla	123	4.02539	0.00012	0.00050	0.00013
Guadalupe de Ramírez	187	3.36323	0.00019	0.00063	0.00017
Guelatao de Juárez	7	3.06438	0.00001	0.00002	0.00001
Guevea de Humboldt	1,301	3.59919	0.00131	0.00473	0.00126
Mesones Hidalgo	1,899	3.62521	0.00192	0.00695	0.00186
Villa Hidalgo	375	3.71106	0.00038	0.00140	0.00038
Heroica Ciudad de Huajuapán de León	7,817	3.62906	0.00789	0.02863	0.00765
Huauteppec	4,809	3.97041	0.00485	0.01927	0.00515
Huautla de Jiménez	12,716	3.86370	0.01284	0.04959	0.01325
Ixtlán de Juárez	1,318	3.36278	0.00133	0.00447	0.00120
Heroica Ciudad de Juchitán de Zaragoza	17,307	3.87346	0.01747	0.06767	0.01808
Loma Bonita	6,560	3.63185	0.00662	0.02405	0.00642
Magdalena Apasco	151	3.44585	0.00015	0.00053	0.00014
Magdalena Jaltepec	669	3.34960	0.00068	0.00226	0.00060
Santa Magdalena Jicotlán	8	3.82884	0.00001	0.00003	0.00001
Magdalena Mixtepec	806	3.46255	0.00081	0.00282	0.00075
Magdalena Ocotlán	334	3.69073	0.00034	0.00124	0.00033
Magdalena Peñasco	1,114	3.28506	0.00112	0.00369	0.00099
Magdalena Teitipac	2,334	3.78685	0.00236	0.00892	0.00238
Magdalena Tequisistlán	853	3.54592	0.00086	0.00305	0.00082
Magdalena Tlacotepec	62	3.41962	0.00006	0.00021	0.00006
Magdalena Zahuatlán	99	3.48610	0.00010	0.00035	0.00009
Mariscala de Juárez	575	3.50487	0.00058	0.00203	0.00054
Mártires de Tacubaya	313	3.72707	0.00032	0.00118	0.00031
Mazatlán Villa de Flores	7,187	3.76335	0.00725	0.02730	0.00729

Miahuatlán de Porfirio Díaz	13,492	3.80353	0.01362	0.05180	0.01384
Mixistlán de la Reforma	704	3.41609	0.00071	0.00243	0.00065
Monjas	679	3.48086	0.00069	0.00239	0.00064
Natividad	22	3.28845	0.00002	0.00007	0.00002
Nazareno ETLA	222	3.62326	0.00022	0.00081	0.00022
Nejapa de Madero	1,170	3.55498	0.00118	0.00420	0.00112
Ixpantepec Nieves	357	3.64604	0.00036	0.00131	0.00035
Santiago Niltepec	651	3.46150	0.00066	0.00227	0.00061
Oaxaca de Juárez	21,605	3.77621	0.02181	0.08235	0.02200
Ocotlán de Morelos	3,804	3.68463	0.00384	0.01415	0.00378
La Pe	887	3.58847	0.00090	0.00321	0.00086
Pinotepa de Don Luis	2,555	3.64937	0.00258	0.00941	0.00251
Pluma Hidalgo	942	3.94075	0.00095	0.00375	0.00100
San José del Progreso	2,182	3.67024	0.00220	0.00808	0.00216
Putla Villa de Guerrero	11,675	3.65976	0.01178	0.04313	0.01152
Santa Catarina Quiquitaní	85	3.33092	0.00009	0.00029	0.00008
Reforma de Pineda	299	3.42073	0.00030	0.00103	0.00028
La Reforma	786	3.65903	0.00079	0.00290	0.00078
Reyes ETLA	314	3.79755	0.00032	0.00120	0.00032
Rojas de Cuauhtémoc	34	3.49049	0.00003	0.00012	0.00003
Salina Cruz	3,771	3.89467	0.00381	0.01482	0.00396
San Agustín Amatengo	319	3.74839	0.00032	0.00121	0.00032
San Agustín Atenango	404	3.62188	0.00041	0.00148	0.00039
San Agustín Chayuco	1,081	3.66298	0.00109	0.00400	0.00107
San Agustín de las Juntas	757	3.69049	0.00076	0.00282	0.00075
San Agustín ETLA	107	3.41044	0.00011	0.00037	0.00010
San Agustín Loxicha	17,136	3.88152	0.01730	0.06714	0.01794
San Agustín Tlacotepec	336	3.46917	0.00034	0.00118	0.00031
San Agustín Yatareni	1,362	3.69459	0.00137	0.00508	0.00136
San Andrés Cabecera Nueva	1,069	3.50699	0.00108	0.00378	0.00101
San Andrés Dinicuiti	676	3.51640	0.00068	0.00240	0.00064
San Andrés Huaxpaltepec	1,558	3.60852	0.00157	0.00567	0.00152
San Andrés Huayápam	191	3.45240	0.00019	0.00067	0.00018
San Andrés Ixtlahuaca	226	3.56747	0.00023	0.00081	0.00022
San Andrés Lagunas	125	3.41845	0.00013	0.00043	0.00012
San Andrés Nuxiño	555	3.25493	0.00056	0.00182	0.00049
San Andrés Paxtlán	2,173	3.67441	0.00219	0.00806	0.00215
San Andrés Sinaxtla	52	3.56102	0.00005	0.00019	0.00005
San Andrés Solaga	344	3.36075	0.00035	0.00117	0.00031
San Andrés Teotilalpam	1,874	3.73027	0.00189	0.00706	0.00189
San Andrés Tepetlapa	192	3.57448	0.00019	0.00069	0.00019
San Andrés Yaá	69	3.39551	0.00007	0.00024	0.00006
San Andrés Zabache	312	3.80713	0.00031	0.00120	0.00032
San Andrés Zautla	500	3.63377	0.00050	0.00183	0.00049

San Antonino Castillo Velasco	1,459	4.01562	0.00147	0.00591	0.00158
San Antonino el Alto	831	3.42156	0.00084	0.00287	0.00077
San Antonino Monte Verde	2,773	3.47401	0.00280	0.00972	0.00260
San Antonio Acutla	7	3.82189	0.00001	0.00003	0.00001
San Antonio de la Cal	3,347	3.67775	0.00338	0.01242	0.00332
San Antonio Huitepec	909	3.46274	0.00092	0.00318	0.00085
San Antonio Nanahuatípam	164	3.35764	0.00017	0.00056	0.00015
San Antonio Sinicahua	890	3.77756	0.00090	0.00339	0.00091
San Antonio Tepetlapa	2,485	3.59227	0.00251	0.00901	0.00241
San Baltazar Chichicápam	859	3.56136	0.00087	0.00309	0.00082
San Baltazar Loxicha	789	3.41957	0.00080	0.00272	0.00073
San Baltazar Yatzachi el Bajo	105	3.41452	0.00011	0.00036	0.00010
San Bartolo Coyotepec	769	3.63760	0.00078	0.00282	0.00075
San Bartolomé Ayautla	2,835	3.94705	0.00286	0.01129	0.00302
San Bartolomé Loxicha	607	3.48322	0.00061	0.00213	0.00057
San Bartolomé Quialana	577	3.54809	0.00058	0.00207	0.00055
San Bartolomé Yucuañe	287	3.55437	0.00029	0.00103	0.00028
San Bartolomé Zoogocho	136	3.56697	0.00014	0.00049	0.00013
San Bartolo Soyaltepec	52	3.37913	0.00005	0.00018	0.00005
San Bartolo Yautepec	86	3.27670	0.00009	0.00028	0.00008
San Bernardo Mixtepec	731	3.56327	0.00074	0.00263	0.00070
San Blas Atempa	3,755	4.02995	0.00379	0.01527	0.00408
San Carlos Yautepec	3,896	3.65350	0.00393	0.01437	0.00384
San Cristóbal Amatlán	1,761	3.49257	0.00178	0.00621	0.00166
San Cristóbal Amoltepec	495	3.51689	0.00050	0.00176	0.00047
San Cristóbal Lachirioag	119	3.22635	0.00012	0.00039	0.00010
San Cristóbal Suchixtlahuaca	23	3.08925	0.00002	0.00007	0.00002
San Dionisio del Mar	1,582	3.60935	0.00160	0.00576	0.00154
San Dionisio Ocoatepec	5,715	3.80144	0.00577	0.02193	0.00586
San Dionisio Ocotlán	185	3.45783	0.00019	0.00065	0.00017
San Esteban Atatlahuca	1,563	3.46953	0.00158	0.00547	0.00146
San Felipe Jalapa de Díaz	24,178	4.11011	0.02440	0.10030	0.02680
San Felipe Tejalápam	2,451	3.70133	0.00247	0.00916	0.00245
San Felipe Usila	6,993	3.68795	0.00706	0.02603	0.00695
San Francisco Cahuacuá	1,665	3.62179	0.00168	0.00609	0.00163
San Francisco Cajonos	75	3.53511	0.00008	0.00027	0.00007
San Francisco Chapulapa	1,071	3.67922	0.00108	0.00398	0.00106
San Francisco del Mar	1,715	3.80976	0.00173	0.00659	0.00176
San Francisco Huehuatlán	367	3.46278	0.00037	0.00128	0.00034
San Francisco Ixhuatán	1,592	3.61724	0.00161	0.00581	0.00155
San Francisco Jaltepetongo	277	3.43648	0.00028	0.00096	0.00026
San Francisco Lachigoló	496	3.69247	0.00050	0.00185	0.00049

San Francisco Logueche	1,162	3.31818	0.00117	0.00389	0.00104
San Francisco Nuxaño	51	3.17082	0.00005	0.00016	0.00004
San Francisco Ozolotepec	723	3.39614	0.00073	0.00248	0.00066
San Francisco Sola	645	3.95565	0.00065	0.00258	0.00069
San Francisco Telixtlahuaca	1,717	3.64442	0.00173	0.00632	0.00169
San Francisco Teopan	138	3.42183	0.00014	0.00048	0.00013
San Francisco Tlapancingo	1,402	3.69517	0.00142	0.00523	0.00140
San Gabriel Mixtepec	952	3.54445	0.00096	0.00341	0.00091
San Ildefonso Amatlán	715	3.45181	0.00072	0.00249	0.00067
San Ildefonso Sola	516	3.89185	0.00052	0.00203	0.00054
San Ildefonso Villa Alta	484	3.78086	0.00049	0.00185	0.00049
San Jacinto Amilpas	540	3.83371	0.00055	0.00209	0.00056
San Jacinto Tlacotepec	520	3.46334	0.00052	0.00182	0.00049
San Jerónimo Coatlán	2,357	3.56638	0.00238	0.00848	0.00227
San Jerónimo Silcayoapilla	156	3.44595	0.00016	0.00054	0.00014
San Jerónimo Sosola	545	3.45081	0.00055	0.00190	0.00051
San Jerónimo Taviche	931	3.64794	0.00094	0.00343	0.00092
San Jerónimo Tecóatl	743	3.77830	0.00075	0.00283	0.00076
San Jorge Nuchita	1,201	3.75305	0.00121	0.00455	0.00122
San José Ayuquila	353	3.40769	0.00036	0.00121	0.00032
San José Chiltepec	2,247	3.77516	0.00227	0.00856	0.00229
San José del Peñasco	418	3.44894	0.00042	0.00146	0.00039
San José Estancia Grande	167	3.83753	0.00017	0.00065	0.00017
San José Independencia	2,379	3.96409	0.00240	0.00952	0.00254
San José Lachiguiri	1,988	3.74252	0.00201	0.00751	0.00201
San José Tenango	13,320	4.06914	0.01344	0.05471	0.01462
San Juan Achiutla	63	3.29089	0.00006	0.00021	0.00006
San Juan Atepec	221	3.35149	0.00022	0.00075	0.00020
Ánimas Trujano	326	3.52979	0.00033	0.00116	0.00031
San Juan Bautista Atlatlhuaca	400	3.32386	0.00040	0.00134	0.00036
San Juan Bautista Coixtlahuaca	609	3.40677	0.00061	0.00209	0.00056
San Juan Bautista Cuicatlán	1,727	3.63954	0.00174	0.00634	0.00169
San Juan Bautista Guelache	557	3.73667	0.00056	0.00210	0.00056
San Juan Bautista Jayacatlán	383	3.42816	0.00039	0.00133	0.00035
San Juan Bautista Lo de Soto	271	3.76851	0.00027	0.00103	0.00028
San Juan Bautista Suchitepec	77	3.34416	0.00008	0.00026	0.00007
San Juan Bautista Tlacoatzintepec	966	3.58721	0.00098	0.00350	0.00093
San Juan Bautista Tlachichilco	435	3.49461	0.00044	0.00153	0.00041
San Juan Bautista Tuxtepec	29,910	3.92466	0.03019	0.11849	0.03165
San Juan Cacahuatepec	2,273	3.67096	0.00229	0.00842	0.00225

San Juan Cieneguilla	78	3.30482	0.00008	0.00026	0.00007
San Juan Coatzacoatz	875	3.57831	0.00088	0.00316	0.00084
San Juan Colorado	4,167	3.82962	0.00421	0.01611	0.00430
San Juan Comaltepec	1,720	3.70583	0.00174	0.00643	0.00172
San Juan Cotzocón	6,366	3.67247	0.00643	0.02360	0.00630
San Juan Chicomezúchil	35	3.21661	0.00004	0.00011	0.00003
San Juan Chilateca	57	3.61758	0.00006	0.00021	0.00006
San Juan del Estado	389	3.49823	0.00039	0.00137	0.00037
San Juan del Río	212	3.31648	0.00021	0.00071	0.00019
San Juan Diuxi	538	3.63900	0.00054	0.00198	0.00053
San Juan Evangelista Analco	39	3.21517	0.00004	0.00013	0.00003
San Juan Guelavía	589	3.51877	0.00059	0.00209	0.00056
San Juan Guichicovi	6,450	3.65576	0.00651	0.02380	0.00636
San Juan Ihualtepec	211	3.49086	0.00021	0.00074	0.00020
San Juan Juquila Mixes	1,086	3.59058	0.00110	0.00394	0.00105
San Juan Juquila Vijanos	563	3.42574	0.00057	0.00195	0.00052
San Juan Lachao	797	3.50313	0.00080	0.00282	0.00075
San Juan Lachigalla	1,425	3.58909	0.00144	0.00516	0.00138
San Juan Lajarcia	144	3.82452	0.00015	0.00056	0.00015
San Juan Lalana	11,703	4.01488	0.01181	0.04743	0.01267
San Juan de los Cués	606	3.46595	0.00061	0.00212	0.00057
San Juan Mazatlán	6,478	3.85889	0.00654	0.02523	0.00674
San Juan Mixtepec - Dto. 08	2,733	3.67201	0.00276	0.01013	0.00271
San Juan Mixtepec - Dto. 26	123	3.37854	0.00012	0.00042	0.00011
San Juan Ñumí	2,686	3.60311	0.00271	0.00977	0.00261
San Juan Ozolotepec	1,599	3.79120	0.00161	0.00612	0.00163
San Juan Petlapa	1,794	3.83230	0.00181	0.00694	0.00185
San Juan Quiahije	1,118	3.45909	0.00113	0.00390	0.00104
San Juan Quiotepec	433	3.38758	0.00044	0.00148	0.00040
San Juan Sayultepec	77	3.50552	0.00008	0.00027	0.00007
San Juan Tabaá	236	3.28504	0.00024	0.00078	0.00021
San Juan Tamazola	1,708	3.57279	0.00172	0.00616	0.00165
San Juan Teita	261	3.40147	0.00026	0.00090	0.00024
San Juan Teitipac	728	3.49444	0.00073	0.00257	0.00069
San Juan Tepeuxila	843	3.48887	0.00085	0.00297	0.00079
San Juan Teposcolula	247	3.44003	0.00025	0.00086	0.00023
San Juan Yaeé	235	3.32771	0.00024	0.00079	0.00021
San Juan Yatzona	82	3.35124	0.00008	0.00028	0.00007
San Juan Yucuita	62	3.23000	0.00006	0.00020	0.00005
San Lorenzo	2,435	3.67173	0.00246	0.00902	0.00241
San Lorenzo Albarradas	492	3.38881	0.00050	0.00168	0.00045
San Lorenzo Cacaotepec	1,750	3.63409	0.00177	0.00642	0.00171
San Lorenzo Cuaunecuiltitla	419	3.54622	0.00042	0.00150	0.00040

San Lorenzo Texmelúcan	5,557	3.59616	0.00561	0.02017	0.00539
San Lorenzo Victoria	206	3.70144	0.00021	0.00077	0.00021
San Lucas Camotlán	1,777	3.32165	0.00179	0.00596	0.00159
San Lucas Ojitlán	9,807	3.70061	0.00990	0.03663	0.00979
San Lucas Quiavini	541	3.66950	0.00055	0.00200	0.00054
San Lucas Zoquiápam	4,051	3.68795	0.00409	0.01508	0.00403
San Luis Amatlán	986	3.47221	0.00100	0.00346	0.00092
San Marcial Ozolotepec	436	3.43910	0.00044	0.00151	0.00040
San Marcos Arteaga	226	3.72041	0.00023	0.00085	0.00023
San Martín de los Cansecos	255	3.59299	0.00026	0.00092	0.00025
San Martín Huamelúlpam	194	3.39103	0.00020	0.00066	0.00018
San Martín Itunyoso	2,122	3.91780	0.00214	0.00839	0.00224
San Martín Lachilá	304	3.73383	0.00031	0.00115	0.00031
San Martín Peras	8,693	3.90671	0.00877	0.03428	0.00916
San Martín Tilcajete	219	3.45593	0.00022	0.00076	0.00020
San Martín Toxpalan	1,156	3.79184	0.00117	0.00442	0.00118
San Martín Zacatepec	394	3.55613	0.00040	0.00141	0.00038
San Mateo Cajonos	132	3.40945	0.00013	0.00045	0.00012
Capulápam de Méndez	42	3.43811	0.00004	0.00015	0.00004
San Mateo del Mar	7,691	3.79206	0.00776	0.02944	0.00786
San Mateo Yoloxochitlán	1,801	3.64764	0.00182	0.00663	0.00177
San Mateo Etlatongo	225	3.57655	0.00023	0.00081	0.00022
San Mateo Nejápam	499	3.54839	0.00050	0.00179	0.00048
San Mateo Peñasco	1,009	3.44951	0.00102	0.00351	0.00094
San Mateo Piñas	927	3.81345	0.00094	0.00357	0.00095
San Mateo Río Hondo	739	3.51780	0.00075	0.00262	0.00070
San Mateo Sindihui	915	3.66753	0.00092	0.00339	0.00090
San Mateo Tlapiltepec	41	3.54530	0.00004	0.00015	0.00004
San Melchor Betaza	344	3.46551	0.00035	0.00120	0.00032
San Miguel Achiotla	276	3.46424	0.00028	0.00097	0.00026
San Miguel Ahuehuetitlán	1,071	3.70848	0.00108	0.00401	0.00107
San Miguel Aloápam	678	3.52759	0.00068	0.00241	0.00064
San Miguel Amatlán	1,508	3.56967	0.00152	0.00543	0.00145
San Miguel Amatlán	65	3.26609	0.00007	0.00021	0.00006
San Miguel Coatlán	1,275	3.68917	0.00129	0.00475	0.00127
San Miguel Chicahua	730	3.42566	0.00074	0.00252	0.00067
San Miguel Chimalapa	1,882	3.78463	0.00190	0.00719	0.00192
San Miguel del Puerto	689	3.61684	0.00070	0.00252	0.00067
San Miguel del Río	42	3.24573	0.00004	0.00014	0.00004
San Miguel Ejutla	174	3.65926	0.00018	0.00064	0.00017
San Miguel el Grande	772	3.50718	0.00078	0.00273	0.00073
San Miguel Huautla	681	3.49837	0.00069	0.00240	0.00064
San Miguel Mixtepec	2,327	3.88149	0.00235	0.00912	0.00244
San Miguel Panixtlahuaca	3,372	3.49845	0.00340	0.01191	0.00318

San Miguel Peras	2,321	3.71058	0.00234	0.00869	0.00232
San Miguel Piedras	662	3.54992	0.00067	0.00237	0.00063
San Miguel Quetzaltepec	3,091	3.51169	0.00312	0.01096	0.00293
San Miguel Santa Flor	166	3.33966	0.00017	0.00056	0.00015
Villa Sola de Vega	6,368	3.81438	0.00643	0.02452	0.00655
San Miguel Soyaltepec	13,987	3.79553	0.01412	0.05359	0.01432
San Miguel Suchixtepec	967	3.38846	0.00098	0.00331	0.00088
Villa Talea de Castro	392	3.41621	0.00040	0.00135	0.00036
San Miguel Tecmatlán	28	3.30846	0.00003	0.00009	0.00002
San Miguel Tenango	100	3.46508	0.00010	0.00035	0.00009
San Miguel Tequixtepec	160	3.36723	0.00016	0.00054	0.00015
San Miguel Tilquiápam	2,168	3.86497	0.00219	0.00846	0.00226
San Miguel Tlacamama	649	3.55550	0.00066	0.00233	0.00062
San Miguel Tlacotepec	744	3.72641	0.00075	0.00280	0.00075
San Miguel Tulancingo	34	3.16931	0.00003	0.00011	0.00003
San Miguel Yotao	347	3.56738	0.00035	0.00125	0.00033
San Nicolás	292	3.48895	0.00029	0.00103	0.00027
San Nicolás Hidalgo	207	3.57082	0.00021	0.00075	0.00020
San Pablo Coatlán	1,307	3.44978	0.00132	0.00455	0.00122
San Pablo Cuatro Venados	894	3.49473	0.00090	0.00315	0.00084
San Pablo Etlá	560	3.61050	0.00057	0.00204	0.00055
San Pablo Huitzo	623	3.53477	0.00063	0.00222	0.00059
San Pablo Huixtepec	1,258	3.77555	0.00127	0.00479	0.00128
San Pablo Macuiltianguis	161	3.34133	0.00016	0.00054	0.00015
San Pablo Tlajaltepec	1,430	3.46509	0.00144	0.00500	0.00134
San Pablo Villa de Mitla	2,651	3.69508	0.00268	0.00989	0.00264
San Pablo Yaganiza	223	3.48235	0.00023	0.00078	0.00021
San Pedro Amuzgos	2,874	3.76581	0.00290	0.01092	0.00292
San Pedro Apóstol	245	3.55983	0.00025	0.00088	0.00024
San Pedro Atoyac	1,827	3.45689	0.00184	0.00637	0.00170
San Pedro Cajonos	198	3.53637	0.00020	0.00071	0.00019
San Pedro Coxcattepec Cántaros	226	3.26442	0.00023	0.00074	0.00020
San Pedro Comitancillo	157	3.51819	0.00016	0.00056	0.00015
San Pedro el Alto	1,922	3.66445	0.00194	0.00711	0.00190
San Pedro Huamelula	711	3.59981	0.00072	0.00258	0.00069
San Pedro Huilotepec	722	3.91277	0.00073	0.00285	0.00076
San Pedro Ixcatlán	4,932	3.86902	0.00498	0.01926	0.00515
San Pedro Ixtlahuaca	2,509	3.78853	0.00253	0.00959	0.00256
San Pedro Jaltepetongo	266	3.19146	0.00027	0.00086	0.00023
San Pedro Jicayán	5,844	3.89483	0.00590	0.02297	0.00614
San Pedro Jocotipac	208	3.38774	0.00021	0.00071	0.00019
San Pedro Juchatengo	306	3.62130	0.00031	0.00112	0.00030
San Pedro Mártir	433	4.01619	0.00044	0.00176	0.00047
San Pedro Mártir Quiechapa	301	3.55555	0.00030	0.00108	0.00029

San Pedro Mártir Yucuxaco	485	3.58563	0.00049	0.00176	0.00047
San Pedro Mixtepec - Dto. 22	5,114	3.80323	0.00516	0.01963	0.00524
San Pedro Mixtepec - Dto. 26	277	3.31640	0.00028	0.00093	0.00025
San Pedro Molinos	209	3.40368	0.00021	0.00072	0.00019
San Pedro Nopala	368	3.61869	0.00037	0.00134	0.00036
San Pedro Ocopetatlillo	393	3.55426	0.00040	0.00141	0.00038
San Pedro Ocoteppec	712	3.24796	0.00072	0.00233	0.00062
San Pedro Pochutla	6,342	4.00073	0.00640	0.02561	0.00684
San Pedro Quiatoni	6,018	3.70809	0.00607	0.02252	0.00602
San Pedro Sochiápam	2,829	3.76915	0.00286	0.01076	0.00288
San Pedro Tapanatepec	2,236	3.93565	0.00226	0.00888	0.00237
San Pedro Taviche	741	3.54743	0.00075	0.00265	0.00071
San Pedro Tezacoalco	515	3.71576	0.00052	0.00193	0.00052
San Pedro Teutila	1,984	3.59656	0.00200	0.00720	0.00192
San Pedro Tidaá	328	3.48216	0.00033	0.00115	0.00031
San Pedro Topiltepec	69	3.41247	0.00007	0.00024	0.00006
San Pedro Totolápam	230	3.59174	0.00023	0.00083	0.00022
Villa de Tututepec de Melchor Ocampo	7,535	3.78549	0.00761	0.02879	0.00769
San Pedro Yaneri	277	3.31700	0.00028	0.00093	0.00025
San Pedro Yólox	204	3.30799	0.00021	0.00068	0.00018
San Pedro y San Pablo Ayutla	1,957	3.78475	0.00198	0.00748	0.00200
Villa de Etla	913	3.67484	0.00092	0.00339	0.00090
San Pedro y San Pablo Teposcolula	322	3.46022	0.00033	0.00112	0.00030
San Pedro y San Pablo Tequixtepec	427	3.42753	0.00043	0.00148	0.00039
San Pedro Yucunama	36	3.63120	0.00004	0.00013	0.00004
San Raymundo Jalpan	119	3.69738	0.00012	0.00044	0.00012
San Sebastián Abasolo	303	3.67904	0.00031	0.00113	0.00030
San Sebastián Coatlán	1,036	3.65134	0.00105	0.00382	0.00102
San Sebastián Ixcapa	766	3.66205	0.00077	0.00283	0.00076
San Sebastián Nicananduta	629	3.45414	0.00063	0.00219	0.00059
San Sebastián Río Hondo	1,658	3.50586	0.00167	0.00587	0.00157
San Sebastián Tecomaxtlahuaca	1,928	3.81164	0.00195	0.00742	0.00198
San Sebastián Teitipac	291	3.75292	0.00029	0.00110	0.00029
San Sebastián Tutla	401	3.37581	0.00040	0.00137	0.00037
San Simón Almolongas	718	3.54476	0.00072	0.00257	0.00069
San Simón Zahuatlán	4,168	4.23617	0.00421	0.01782	0.00476
Santa Ana	741	3.62895	0.00075	0.00271	0.00073
Santa Ana Ateixtlahuaca	375	4.08787	0.00038	0.00155	0.00041
Santa Ana Cuauhtémoc	255	3.70503	0.00026	0.00095	0.00025
Santa Ana del Valle	515	3.63176	0.00052	0.00189	0.00050
Santa Ana Tavela	237	3.58369	0.00024	0.00086	0.00023
Santa Ana Tlapacoyan	394	3.80912	0.00040	0.00151	0.00040

Santa Ana Yareni	215	3.49780	0.00022	0.00076	0.00020
Santa Ana Zegache	921	3.65705	0.00093	0.00340	0.00091
Santa Catalina Quierí	315	3.42308	0.00032	0.00109	0.00029
Santa Catarina Cuixtla	216	3.43249	0.00022	0.00075	0.00020
Santa Catarina Ixtepeji	495	3.43184	0.00050	0.00171	0.00046
Santa Catarina Juquila	3,640	3.67492	0.00367	0.01350	0.00361
Santa Catarina Lachatao	97	3.32348	0.00010	0.00033	0.00009
Santa Catarina Loxicha	1,957	3.78329	0.00198	0.00747	0.00200
Santa Catarina Mechoacán	2,240	3.79602	0.00226	0.00858	0.00229
Santa Catarina Minas	336	3.46899	0.00034	0.00118	0.00031
Santa Catarina Quiané	148	3.44594	0.00015	0.00051	0.00014
Santa Catarina Tayata	134	3.66097	0.00014	0.00050	0.00013
Santa Catarina Ticuá	392	3.45949	0.00040	0.00137	0.00037
Santa Catarina Yosonotú	298	3.12227	0.00030	0.00094	0.00025
Santa Catarina Zapoquila	180	3.53825	0.00018	0.00064	0.00017
Santa Cruz Acatepec	914	3.65109	0.00092	0.00337	0.00090
Santa Cruz Amilpas	786	3.69734	0.00079	0.00293	0.00078
Santa Cruz de Bravo	53	3.29666	0.00005	0.00018	0.00005
Santa Cruz Itundujia	4,052	3.58615	0.00409	0.01467	0.00392
Santa Cruz Mixtepec	1,295	3.69852	0.00131	0.00483	0.00129
Santa Cruz Nundaco	1,216	3.52557	0.00123	0.00433	0.00116
Santa Cruz Papalutla	255	3.52814	0.00026	0.00091	0.00024
Santa Cruz Tacache de Mina	359	3.36366	0.00036	0.00122	0.00033
Santa Cruz Tacahua	312	3.41878	0.00031	0.00108	0.00029
Santa Cruz Tayata	211	3.65605	0.00021	0.00078	0.00021
Santa Cruz Xitla	2,019	3.78058	0.00204	0.00770	0.00206
Santa Cruz Xoxocotlán	14,538	3.66521	0.01467	0.05378	0.01437
Santa Cruz Zenzontepec	10,245	3.59627	0.01034	0.03719	0.00994
Santa Gertrudis	387	3.58060	0.00039	0.00140	0.00037
Santa Inés del Monte	1,451	3.61906	0.00146	0.00530	0.00142
Santa Inés Yatzeche	158	3.37176	0.00016	0.00054	0.00014
Santa Lucía del Camino	1,920	3.47624	0.00194	0.00674	0.00180
Santa Lucía Miahuatlán	2,463	3.95082	0.00249	0.00982	0.00262
Santa Lucía Monteverde	3,548	3.58163	0.00358	0.01283	0.00343
Santa Lucía Ocotlán	1,438	3.50910	0.00145	0.00509	0.00136
Santa María Alotepec	541	3.34546	0.00055	0.00183	0.00049
Santa María Apazco	794	3.49776	0.00080	0.00280	0.00075
Santa María la Asunción	2,039	3.87425	0.00206	0.00797	0.00213
Heroica Ciudad de Tlaxiaco	7,190	3.61340	0.00726	0.02622	0.00701
Ayoquezco de Aldama	998	3.60464	0.00101	0.00363	0.00097
Santa María Atzompa	5,869	3.75672	0.00592	0.02225	0.00595
Santa María Camotlán	192	3.60749	0.00019	0.00070	0.00019
Santa María Colotepec	2,495	3.84720	0.00252	0.00969	0.00259

Santa María Cortijo	324	3.87929	0.00033	0.00127	0.00034
Santa María Coyotepec	345	3.40207	0.00035	0.00118	0.00032
Santa María Chachoápam	48	3.51395	0.00005	0.00017	0.00005
Villa de Chilapa de Díaz	247	3.60898	0.00025	0.00090	0.00024
Santa María Chilchotla	13,310	3.88592	0.01343	0.05221	0.01395
Santa María del Rosario	138	3.43845	0.00014	0.00048	0.00013
Santa María del Tule	285	3.45111	0.00029	0.00099	0.00027
Santa María Ecatepec	619	3.35618	0.00062	0.00210	0.00056
Santa María Guelacé	139	3.63823	0.00014	0.00051	0.00014
Santa María Guienagati	1,063	3.84423	0.00107	0.00412	0.00110
Santa María Huatulco	4,811	3.88345	0.00486	0.01886	0.00504
Santa María Huazolotitlán	2,133	3.71954	0.00215	0.00801	0.00214
Santa María Ipalapa	1,469	3.58187	0.00148	0.00531	0.00142
Santa María Ixcatlán	290	3.69887	0.00029	0.00108	0.00029
Santa María Jacatepec	2,813	3.74068	0.00284	0.01062	0.00284
Santa María Jalapa del Marqués	1,120	3.72193	0.00113	0.00421	0.00112
Santa María Jaltianguis	54	3.62301	0.00005	0.00020	0.00005
Santa María Lachixío	607	3.42254	0.00061	0.00210	0.00056
Santa María Mixtequilla	368	3.54882	0.00037	0.00132	0.00035
Santa María Nativitas	168	3.56134	0.00017	0.00060	0.00016
Santa María Nduayaco	158	3.31478	0.00016	0.00053	0.00014
Santa María Ozolotepec	1,981	3.65959	0.00200	0.00732	0.00195
Santa María Pápalo	818	3.51437	0.00083	0.00290	0.00078
Santa María Peñoles	5,669	3.57948	0.00572	0.02048	0.00547
Santa María Quiegotlani	941	3.52858	0.00095	0.00335	0.00090
Santa María Sola	675	3.66629	0.00068	0.00250	0.00067
Santa María Tataltepec	91	3.32940	0.00009	0.00031	0.00008
Santa María Tecomavaca	290	3.55910	0.00029	0.00104	0.00028
Santa María Temaxcalapa	105	3.36474	0.00011	0.00036	0.00010
Santa María Temaxcaltepec	1,282	3.64640	0.00129	0.00472	0.00126
Santa María Teopoxco	1,403	3.44532	0.00142	0.00488	0.00130
Santa María Tepantlali	1,189	3.55221	0.00120	0.00426	0.00114
Santa María Texcatitlán	274	3.32531	0.00028	0.00092	0.00025
Santa María Tlahuitoltepec	4,185	3.59515	0.00422	0.01519	0.00406
Santa María Tlalixtac	703	3.57774	0.00071	0.00254	0.00068
Santa María Tonameca	4,695	3.97180	0.00474	0.01882	0.00503
Santa María Totolapilla	83	3.35630	0.00008	0.00028	0.00008
Santa María Xadani	2,911	3.78899	0.00294	0.01113	0.00297
Santa María Yalina	12	3.12392	0.00001	0.00004	0.00001
Santa María Yavesía	27	3.28131	0.00003	0.00009	0.00002
Santa María Yolotepec	222	3.66099	0.00022	0.00082	0.00022
Santa María Yosoyúa	356	3.24903	0.00036	0.00117	0.00031
Santa María Yucuhiti	2,323	3.46706	0.00234	0.00813	0.00217

Santa María Zacatepec	6,426	3.71935	0.00649	0.02412	0.00644
Santa María Zaniza	1,672	3.61178	0.00169	0.00610	0.00163
Santa María Zoquitlán	771	3.50607	0.00078	0.00273	0.00073
Santiago Amoltepec	11,705	3.86463	0.01181	0.04566	0.01220
Santiago Apoala	399	3.50894	0.00040	0.00141	0.00038
Santiago Apóstol	2,194	4.03181	0.00221	0.00893	0.00239
Santiago Astata	489	3.68322	0.00049	0.00182	0.00049
Santiago Atilán	1,675	3.63149	0.00169	0.00614	0.00164
Santiago Ayuquillilla	1,103	3.72481	0.00111	0.00415	0.00111
Santiago Cacaloxtotec	281	3.51617	0.00028	0.00100	0.00027
Santiago Camotlán	1,564	3.68475	0.00158	0.00582	0.00155
Santiago Comaltepec	101	3.27686	0.00010	0.00033	0.00009
Santiago Chazumba	732	3.37450	0.00074	0.00249	0.00067
Santiago Choápam	3,081	3.73311	0.00311	0.01161	0.00310
Santiago del Río	182	3.72065	0.00018	0.00068	0.00018
Santiago Huajolotitlán	578	3.74548	0.00058	0.00219	0.00058
Santiago Huaucilla	118	3.45234	0.00012	0.00041	0.00011
Santiago Ihuitlán Plumas	100	3.35889	0.00010	0.00034	0.00009
Santiago Ixcuintepec	465	3.35712	0.00047	0.00158	0.00042
Santiago Ixtayutla	10,074	3.94039	0.01017	0.04007	0.01070
Santiago Jamiltepec	5,398	3.85074	0.00545	0.02098	0.00561
Santiago Jocotepec	7,898	3.93324	0.00797	0.03136	0.00838
Santiago Juxtlahuaca	14,797	3.88827	0.01494	0.05807	0.01551
Santiago Lachiguirí	852	3.52851	0.00086	0.00303	0.00081
Santiago Lalopa	62	3.29675	0.00006	0.00021	0.00006
Santiago Laollaga	320	3.48174	0.00032	0.00112	0.00030
Santiago Laxopa	149	3.16106	0.00015	0.00048	0.00013
Santiago Llano Grande	561	3.78664	0.00057	0.00214	0.00057
Santiago Matatlán	3,461	3.44036	0.00349	0.01202	0.00321
Santiago Miltepec	49	3.35980	0.00005	0.00017	0.00004
Santiago Minas	293	3.29259	0.00030	0.00097	0.00026
Santiago Nacaltepec	478	3.28824	0.00048	0.00159	0.00042
Santiago Nezapilla	67	3.61813	0.00007	0.00024	0.00007
Santiago Nundiche	756	3.60560	0.00076	0.00275	0.00074
Santiago Nuyoó	504	3.37586	0.00051	0.00172	0.00046
Santiago Pinotepa Nacional	10,194	4.02663	0.01029	0.04143	0.01107
Santiago Suchilquitongo	3,532	3.67857	0.00357	0.01311	0.00350
Santiago Tamazola	955	3.53444	0.00096	0.00341	0.00091
Santiago Tapextla	1,329	3.77593	0.00134	0.00507	0.00135
Villa Tejúpam de la Unión	256	3.34015	0.00026	0.00086	0.00023
Santiago Tenango	621	3.52702	0.00063	0.00221	0.00059
Santiago Tepetlapa	23	3.08320	0.00002	0.00007	0.00002
Santiago Tetepec	1,605	3.60284	0.00162	0.00584	0.00156
Santiago Texcalcingo	1,338	3.55417	0.00135	0.00480	0.00128
Santiago Textitlán	2,291	3.46857	0.00231	0.00802	0.00214

Santiago Tilantongo	1,152	3.36461	0.00116	0.00391	0.00105
Santiago Tillo	78	3.52112	0.00008	0.00028	0.00007
Santiago Tlazoyaltepec	3,708	3.50414	0.00374	0.01312	0.00350
Santiago Xanica	1,583	3.86215	0.00160	0.00617	0.00165
Santiago Xiacuí	172	3.39531	0.00017	0.00059	0.00016
Santiago Yaitepec	2,806	3.87088	0.00283	0.01096	0.00293
Santiago Yaveo	2,228	3.78645	0.00225	0.00852	0.00227
Santiago Yolomécatl	143	3.49530	0.00014	0.00050	0.00013
Santiago Yosondúa	2,108	3.36537	0.00213	0.00716	0.00191
Santiago Yucuyachi	150	3.55412	0.00015	0.00054	0.00014
Santiago Zacatepec	3,036	4.00469	0.00306	0.01227	0.00328
Santiago Zochila	53	3.29246	0.00005	0.00018	0.00005
Nuevo Zoquiápam	309	3.51154	0.00031	0.00110	0.00029
Santo Domingo Ingenio	820	3.43850	0.00083	0.00285	0.00076
Santo Domingo Albarradas	244	3.34589	0.00025	0.00082	0.00022
Santo Domingo Armenta	1,125	3.65825	0.00114	0.00415	0.00111
Santo Domingo Chihuitán	73	3.59421	0.00007	0.00026	0.00007
Santo Domingo de Morelos	5,491	3.90400	0.00554	0.02164	0.00578
Santo Domingo Ixcatlán	197	3.27019	0.00020	0.00065	0.00017
Santo Domingo Nuxaá	1,606	3.46425	0.00162	0.00562	0.00150
Santo Domingo Ozolotepec	443	3.59113	0.00045	0.00161	0.00043
Santo Domingo Petapa	1,927	3.69165	0.00195	0.00718	0.00192
Santo Domingo Roayaga	574	4.25909	0.00058	0.00247	0.00066
Santo Domingo Tehuantepec	9,019	3.84245	0.00910	0.03498	0.00934
Santo Domingo Teojomulco	1,345	3.39028	0.00136	0.00460	0.00123
Santo Domingo Tepuxtepec	2,629	3.68549	0.00265	0.00978	0.00261
Santo Domingo Tlatayápam	35	3.64338	0.00004	0.00013	0.00003
Santo Domingo Tomaltepec	529	3.59687	0.00053	0.00192	0.00051
Santo Domingo Tonalá	778	3.58693	0.00079	0.00282	0.00075
Santo Domingo Tonaltepec	99	3.38826	0.00010	0.00034	0.00009
Santo Domingo Xagacía	455	3.61578	0.00046	0.00166	0.00044
Santo Domingo Yanhuitlán	181	3.53723	0.00018	0.00065	0.00017
Santo Domingo Yodohino	123	3.40108	0.00012	0.00042	0.00011
Santo Domingo Zanatepec	1,456	3.57158	0.00147	0.00525	0.00140
Santos Reyes Nopala	3,113	3.58683	0.00314	0.01127	0.00301
Santos Reyes Pápalo	1,453	3.62518	0.00147	0.00532	0.00142
Santos Reyes Tepejillo	284	3.56216	0.00029	0.00102	0.00027
Santos Reyes Yucuná	610	3.47473	0.00062	0.00214	0.00057
Santo Tomás Jalieza	937	3.74428	0.00095	0.00354	0.00095
Santo Tomás Mazaltepec	596	3.57456	0.00060	0.00215	0.00057

Santo Tomás Ocotepec	2,264	3.42581	0.00229	0.00783	0.00209
Santo Tomás Tamazulapan	445	3.69964	0.00045	0.00166	0.00044
San Vicente Coatlán	1,831	3.73199	0.00185	0.00690	0.00184
San Vicente Lachixío	2,049	3.64201	0.00207	0.00753	0.00201
San Vicente Nuñú	48	3.33908	0.00005	0.00016	0.00004
Silacayoápam	1,527	3.71426	0.00154	0.00572	0.00153
Sitio de Xitlapehua	156	3.56633	0.00016	0.00056	0.00015
Soledad Etlá	485	3.51976	0.00049	0.00172	0.00046
Villa de Tamazulápam del Progreso	960	3.46571	0.00097	0.00336	0.00090
Tanetze de Zaragoza	260	3.44281	0.00026	0.00090	0.00024
Taniche	213	3.60108	0.00021	0.00077	0.00021
Tataltepec de Valdés	3,725	3.80059	0.00376	0.01429	0.00382
Teococuilco de Marcos Pérez	346	3.44849	0.00035	0.00120	0.00032
Teotitlán de Flores Magón	1,363	3.85866	0.00138	0.00531	0.00142
Teotitlán del Valle	1,392	3.66296	0.00141	0.00515	0.00137
Teotongo	87	3.45046	0.00009	0.00030	0.00008
Tepelmeme Villa de Morelos	524	3.61491	0.00053	0.00191	0.00051
Tezoatlán de Segura y Luna	3,270	3.67584	0.00330	0.01213	0.00324
San Jerónimo Tlacoahuaya	661	3.60317	0.00067	0.00240	0.00064
Tlacolula de Matamoros	2,846	3.79393	0.00287	0.01090	0.00291
Tlacoatepec Plumas	99	3.36616	0.00010	0.00034	0.00009
Tlaxiáctac de Cabrera	1,877	3.58766	0.00189	0.00680	0.00182
Totontepec Villa de Morelos	2,477	3.55358	0.00250	0.00888	0.00237
Trinidad Zaachila	613	3.53201	0.00062	0.00219	0.00058
La Trinidad Vista Hermosa	37	3.46605	0.00004	0.00013	0.00003
Unión Hidalgo	1,830	3.72765	0.00185	0.00689	0.00184
Valerio Trujano	228	3.50081	0.00023	0.00081	0.00022
San Juan Bautista Valle Nacional	4,903	3.56884	0.00495	0.01766	0.00472
Villa Díaz Ordaz	2,699	3.60982	0.00272	0.00983	0.00263
Yaxe	858	3.54738	0.00087	0.00307	0.00082
Magdalena Yodocono de Porfirio Díaz	344	3.55235	0.00035	0.00123	0.00033
Yogana	386	3.61834	0.00039	0.00141	0.00038
Yutanduchi de Guerrero	596	3.61877	0.00060	0.00218	0.00058
Villa de Zaachila	8,778	3.74679	0.00886	0.03320	0.00887
San Mateo Yucutindó	1,080	3.43660	0.00109	0.00375	0.00100
Zapotitlán Lagunas	1,147	3.83391	0.00116	0.00444	0.00119
Zapotitlán Palmas	261	3.57985	0.00026	0.00094	0.00025
Santa Inés de Zaragoza	260	3.41318	0.00026	0.00090	0.00024
Zimatlán de Álvarez	3,871	3.76920	0.00391	0.01473	0.00393
TOTAL	990,723		1.00000	3.74318	1.00000

Paso 2. Obtener el Componente $\Delta F_{2013,t}$

(6) FISM 2013 de la entidad	(7) FISMDF 2022 de la entidad	(8) Incremento $\Delta F_{2013, 2022}$
\$4,640,945,366.11	\$7,345,450,946.12	\$2,704,505,580.01

Paso 3. Obtener la asignación monetaria para cada municipio o delegación por el concepto $Z_{i,t}$.

Municipio	(8) $\Delta F_{2013, 2022}$	(5) $Z_{i,t}$	(9) Asignación $Z_{i,t}$
Abejones	\$2,704,505,580.01	0.00019	\$420,662.06
Acatlán de Pérez Figueroa	\$2,704,505,580.01	0.00738	\$15,970,414.73
Asunción Cacalotepec	\$2,704,505,580.01	0.00084	\$1,809,480.10
Asunción Cuyotepeji	\$2,704,505,580.01	0.00016	\$351,957.61
Asunción Ixtaltepec	\$2,704,505,580.01	0.00063	\$1,372,637.56
Asunción Nochixtlán	\$2,704,505,580.01	0.00422	\$9,122,453.25
Asunción Ocotlán	\$2,704,505,580.01	0.00103	\$2,226,731.82
Asunción Tlacolulita	\$2,704,505,580.01	0.00012	\$266,063.12
Ayotzintepec	\$2,704,505,580.01	0.00297	\$6,424,938.40
El Barrio de la Soledad	\$2,704,505,580.01	0.00068	\$1,473,950.55
Calihualá	\$2,704,505,580.01	0.00057	\$1,232,671.01
Candelaria Loxicha	\$2,704,505,580.01	0.00549	\$11,872,097.53
Ciénega de Zimatlán	\$2,704,505,580.01	0.00025	\$550,496.40
Ciudad Ixtepec	\$2,704,505,580.01	0.00105	\$2,268,165.79
Coatecas Altas	\$2,704,505,580.01	0.00267	\$5,776,229.83
Coicoyán de las Flores	\$2,704,505,580.01	0.00845	\$18,283,979.86
La Compañía	\$2,704,505,580.01	0.00115	\$2,479,759.73
Concepción Buenavista	\$2,704,505,580.01	0.00018	\$380,247.65
Concepción Pápalo	\$2,704,505,580.01	0.00092	\$1,992,156.99
Constancia del Rosario	\$2,704,505,580.01	0.00221	\$4,780,790.21
Cosolapa	\$2,704,505,580.01	0.00206	\$4,452,389.72
Cosoltepec	\$2,704,505,580.01	0.00018	\$383,890.10
Cuilápam de Guerrero	\$2,704,505,580.01	0.00596	\$12,904,867.14
Cuyamecalco Villa de Zaragoza	\$2,704,505,580.01	0.00167	\$3,622,798.95
Chahuítes	\$2,704,505,580.01	0.00241	\$5,206,528.06
Chalcatongo de Hidalgo	\$2,704,505,580.01	0.00217	\$4,687,408.30
Chiquihuitlán de Benito Juárez	\$2,704,505,580.01	0.00069	\$1,487,213.64
Heroica Ciudad de Ejutla de Crespo	\$2,704,505,580.01	0.00462	\$9,991,208.37
Eloxochitlán de Flores Magón	\$2,704,505,580.01	0.00199	\$4,296,954.31
El Espinal	\$2,704,505,580.01	0.00021	\$452,103.39
Tamazulápam del Espíritu Santo	\$2,704,505,580.01	0.00213	\$4,612,082.35
Fresnillo de Trujano	\$2,704,505,580.01	0.00019	\$413,268.91
Guadalupe Etla	\$2,704,505,580.01	0.00013	\$288,867.00
Guadalupe de Ramírez	\$2,704,505,580.01	0.00017	\$366,930.67
Guelatao de Juárez	\$2,704,505,580.01	0.00001	\$12,514.85
Guevea de Humboldt	\$2,704,505,580.01	0.00126	\$2,731,917.65
Mesones Hidalgo	\$2,704,505,580.01	0.00186	\$4,016,455.18

Villa Hidalgo	\$2,704,505,580.01	0.00038	\$811,921.30
Heroica Ciudad de Huajuapán de León	\$2,704,505,580.01	0.00765	\$16,550,806.10
Huautepec	\$2,704,505,580.01	0.00515	\$11,139,750.11
Huautla de Jiménez	\$2,704,505,580.01	0.01325	\$28,664,123.97
Ixtlán de Juárez	\$2,704,505,580.01	0.00120	\$2,585,822.19
Heroica Ciudad de Juchitán de Zaragoza	\$2,704,505,580.01	0.01808	\$39,111,661.63
Loma Bonita	\$2,704,505,580.01	0.00642	\$13,900,071.41
Magdalena Apasco	\$2,704,505,580.01	0.00014	\$303,569.69
Magdalena Jaltepec	\$2,704,505,580.01	0.00060	\$1,307,386.56
Santa Magdalena Jicotlán	\$2,704,505,580.01	0.00001	\$17,870.75
Magdalena Mixtepec	\$2,704,505,580.01	0.00075	\$1,628,234.30
Magdalena Ocotlán	\$2,704,505,580.01	0.00033	\$719,191.02
Magdalena Peñasco	\$2,704,505,580.01	0.00099	\$2,135,076.34
Magdalena Teitipac	\$2,704,505,580.01	0.00238	\$5,156,602.72
Magdalena Tequisistlán	\$2,704,505,580.01	0.00082	\$1,764,667.60
Magdalena Tlacotepec	\$2,704,505,580.01	0.00006	\$123,695.78
Magdalena Zahuatlán	\$2,704,505,580.01	0.00009	\$201,353.81
Mariscal de Juárez	\$2,704,505,580.01	0.00054	\$1,175,776.53
Mártires de Tacubaya	\$2,704,505,580.01	0.00031	\$680,607.44
Mazatlán Villa de Flores	\$2,704,505,580.01	0.00729	\$15,780,019.53
Miahuatlán de Porfirio Díaz	\$2,704,505,580.01	0.01384	\$29,939,807.14
Mixistlán de la Reforma	\$2,704,505,580.01	0.00065	\$1,403,097.33
Monjas	\$2,704,505,580.01	0.00064	\$1,378,926.37
Natividad	\$2,704,505,580.01	0.00002	\$42,208.41
Nazareno Etla	\$2,704,505,580.01	0.00022	\$469,286.72
Nejapa de Madero	\$2,704,505,580.01	0.00112	\$2,426,659.66
Ixpantepec Nieves	\$2,704,505,580.01	0.00035	\$759,407.03
Santiago Niltepec	\$2,704,505,580.01	0.00061	\$1,314,711.59
Oaxaca de Juárez	\$2,704,505,580.01	0.02200	\$47,598,816.81
Ocotlán de Morelos	\$2,704,505,580.01	0.00378	\$8,177,491.60
La Pe	\$2,704,505,580.01	0.00086	\$1,857,025.78
Pinotepa de Don Luis	\$2,704,505,580.01	0.00251	\$5,439,934.33
Pluma Hidalgo	\$2,704,505,580.01	0.00100	\$2,165,781.23
San José del Progreso	\$2,704,505,580.01	0.00216	\$4,672,338.93
Putla Villa de Guerrero	\$2,704,505,580.01	0.01152	\$24,928,425.73
Santa Catarina Quioquitani	\$2,704,505,580.01	0.00008	\$165,184.16
Reforma de Pineda	\$2,704,505,580.01	0.00028	\$596,727.11
La Reforma	\$2,704,505,580.01	0.00078	\$1,677,931.01
Reyes Etla	\$2,704,505,580.01	0.00032	\$695,694.91
Rojas de Cuauhtémoc	\$2,704,505,580.01	0.00003	\$69,238.88
Salina Cruz	\$2,704,505,580.01	0.00396	\$8,568,644.72
San Agustín Amatengo	\$2,704,505,580.01	0.00032	\$697,623.57
San Agustín Atenango	\$2,704,505,580.01	0.00039	\$853,690.25
San Agustín Chayuco	\$2,704,505,580.01	0.00107	\$2,310,177.29
San Agustín de las Juntas	\$2,704,505,580.01	0.00075	\$1,629,914.95

San Agustín Etla	\$2,704,505,580.01	0.00010	\$212,902.08
San Agustín Loxicha	\$2,704,505,580.01	0.01794	\$38,805,760.33
San Agustín Tlacotepec	\$2,704,505,580.01	0.00031	\$680,063.69
San Agustín Yatareni	\$2,704,505,580.01	0.00136	\$2,935,817.58
San Andrés Cabecera Nueva	\$2,704,505,580.01	0.00101	\$2,187,243.08
San Andrés Dinicuiti	\$2,704,505,580.01	0.00064	\$1,386,851.75
San Andrés Huaxpaltepec	\$2,704,505,580.01	0.00152	\$3,280,057.27
San Andrés Huayápam	\$2,704,505,580.01	0.00018	\$384,716.04
San Andrés Ixtlahuaca	\$2,704,505,580.01	0.00022	\$470,385.58
San Andrés Lagunas	\$2,704,505,580.01	0.00012	\$249,301.04
San Andrés Nuxiño	\$2,704,505,580.01	0.00049	\$1,053,948.90
San Andrés Paxtlán	\$2,704,505,580.01	0.00215	\$4,658,353.70
San Andrés Sinaxtla	\$2,704,505,580.01	0.00005	\$108,034.70
San Andrés Solaga	\$2,704,505,580.01	0.00031	\$674,497.00
San Andrés Teotilálpam	\$2,704,505,580.01	0.00189	\$4,078,447.47
San Andrés Tepetlapa	\$2,704,505,580.01	0.00019	\$400,404.36
San Andrés Yaa'	\$2,704,505,580.01	0.00006	\$136,690.91
San Andrés Zabache	\$2,704,505,580.01	0.00032	\$693,006.84
San Andrés Zautla	\$2,704,505,580.01	0.00049	\$1,060,017.11
San Antonino Castillo Velasco	\$2,704,505,580.01	0.00158	\$3,418,167.89
San Antonino el Alto	\$2,704,505,580.01	0.00077	\$1,658,862.75
San Antonino Monte Verde	\$2,704,505,580.01	0.00260	\$5,620,387.24
San Antonio Acutla	\$2,704,505,580.01	0.00001	\$15,608.53
San Antonio de la Cal	\$2,704,505,580.01	0.00332	\$7,181,630.13
San Antonio Huitepec	\$2,704,505,580.01	0.00085	\$1,836,409.92
San Antonio Nanahuatípam	\$2,704,505,580.01	0.00015	\$321,264.97
San Antonio Sinicahua	\$2,704,505,580.01	0.00091	\$1,961,493.79
San Antonio Tepetlapa	\$2,704,505,580.01	0.00241	\$5,208,114.66
San Baltazar Chichicápam	\$2,704,505,580.01	0.00082	\$1,784,818.79
San Baltazar Loxicha	\$2,704,505,580.01	0.00073	\$1,574,106.18
San Baltazar Yatzachi el Bajo	\$2,704,505,580.01	0.00010	\$209,172.11
San Bartolo Coyotepec	\$2,704,505,580.01	0.00075	\$1,632,021.78
San Bartolomé Ayautla	\$2,704,505,580.01	0.00302	\$6,528,463.01
San Bartolomé Loxicha	\$2,704,505,580.01	0.00057	\$1,233,545.66
San Bartolomé Quialana	\$2,704,505,580.01	0.00055	\$1,194,416.85
San Bartolomé Yucuañe	\$2,704,505,580.01	0.00028	\$595,154.22
San Bartolomé Zoogocho	\$2,704,505,580.01	0.00013	\$283,024.62
San Bartolo Soyaltepec	\$2,704,505,580.01	0.00005	\$102,516.36
San Bartolo Yautepec	\$2,704,505,580.01	0.00008	\$164,407.26
San Bernardo Mixtepec	\$2,704,505,580.01	0.00070	\$1,519,678.85
San Blas Atempa	\$2,704,505,580.01	0.00408	\$8,828,656.97
San Carlos Yautepec	\$2,704,505,580.01	0.00384	\$8,304,488.55
San Cristóbal Amatlán	\$2,704,505,580.01	0.00166	\$3,588,307.98
San Cristóbal Amoltepec	\$2,704,505,580.01	0.00047	\$1,015,663.32
San Cristóbal Lachirioag	\$2,704,505,580.01	0.00010	\$223,997.90
San Cristóbal Suchixtlahuaca	\$2,704,505,580.01	0.00002	\$41,454.02

San Dionisio del Mar	\$2,704,505,580.01	0.00154	\$3,331,352.45
San Dionisio Ocotepec	\$2,704,505,580.01	0.00586	\$12,675,036.60
San Dionisio Ocotlán	\$2,704,505,580.01	0.00017	\$373,216.63
San Esteban Atlatlahuca	\$2,704,505,580.01	0.00146	\$3,163,838.63
San Felipe Jalapa de Díaz	\$2,704,505,580.01	0.02680	\$57,977,423.92
San Felipe Tejalápam	\$2,704,505,580.01	0.00245	\$5,292,811.50
San Felipe Usila	\$2,704,505,580.01	0.00695	\$15,046,457.06
San Francisco Cahuacuá	\$2,704,505,580.01	0.00163	\$3,518,216.44
San Francisco Cajonos	\$2,704,505,580.01	0.00007	\$154,685.61
San Francisco Chapulapa	\$2,704,505,580.01	0.00106	\$2,298,952.31
San Francisco del Mar	\$2,704,505,580.01	0.00176	\$3,811,948.71
San Francisco Huehuetlán	\$2,704,505,580.01	0.00034	\$741,440.46
San Francisco Ixhuatán	\$2,704,505,580.01	0.00155	\$3,359,740.80
San Francisco Jaltepetongo	\$2,704,505,580.01	0.00026	\$555,365.40
San Francisco Lachigoló	\$2,704,505,580.01	0.00049	\$1,068,521.69
San Francisco Logueche	\$2,704,505,580.01	0.00104	\$2,249,526.87
San Francisco Nuxaño	\$2,704,505,580.01	0.00004	\$94,346.63
San Francisco Ozolotepec	\$2,704,505,580.01	0.00066	\$1,432,548.09
San Francisco Sola	\$2,704,505,580.01	0.00069	\$1,488,549.61
San Francisco Telixtlahuaca	\$2,704,505,580.01	0.00169	\$3,650,765.68
San Francisco Teopan	\$2,704,505,580.01	0.00013	\$275,500.43
San Francisco Tlapancingo	\$2,704,505,580.01	0.00140	\$3,022,508.21
San Gabriel Mixtepec	\$2,704,505,580.01	0.00091	\$1,968,662.81
San Ildefonso Amatlán	\$2,704,505,580.01	0.00067	\$1,439,921.20
San Ildefonso Sola	\$2,704,505,580.01	0.00054	\$1,171,631.25
San Ildefonso Villa Alta	\$2,704,505,580.01	0.00049	\$1,067,631.61
San Jacinto Amilpas	\$2,704,505,580.01	0.00056	\$1,207,808.24
San Jacinto Tlacotepec	\$2,704,505,580.01	0.00049	\$1,050,712.59
San Jerónimo Coatlán	\$2,704,505,580.01	0.00227	\$4,904,254.55
San Jerónimo Silacayoapilla	\$2,704,505,580.01	0.00014	\$313,631.17
San Jerónimo Sosola	\$2,704,505,580.01	0.00051	\$1,097,243.33
San Jerónimo Taviche	\$2,704,505,580.01	0.00092	\$1,981,445.52
San Jerónimo Tecóatl	\$2,704,505,580.01	0.00076	\$1,637,836.95
San Jorge Nuchita	\$2,704,505,580.01	0.00122	\$2,629,736.39
San José Ayuquila	\$2,704,505,580.01	0.00032	\$701,810.96
San José Chiltepec	\$2,704,505,580.01	0.00229	\$4,949,075.67
San José del Peñasco	\$2,704,505,580.01	0.00039	\$841,099.84
San José Estancia Grande	\$2,704,505,580.01	0.00017	\$373,897.95
San José Independencia	\$2,704,505,580.01	0.00254	\$5,502,030.74
San José Lachiguiri	\$2,704,505,580.01	0.00201	\$4,340,757.74
San José Tenango	\$2,704,505,580.01	0.01462	\$31,622,181.01
San Juan Achiutla	\$2,704,505,580.01	0.00006	\$120,959.18
San Juan Atepec	\$2,704,505,580.01	0.00020	\$432,131.16
Ánimas Trujano	\$2,704,505,580.01	0.00031	\$671,353.83
San Juan Bautista Atlatlahuca	\$2,704,505,580.01	0.00036	\$775,690.46
San Juan Bautista Coixtlahuaca	\$2,704,505,580.01	0.00056	\$1,210,447.06

San Juan Bautista Cuicatlán	\$2,704,505,580.01	0.00169	\$3,667,116.34
San Juan Bautista Guelache	\$2,704,505,580.01	0.00056	\$1,214,298.02
San Juan Bautista Jayacatlán	\$2,704,505,580.01	0.00035	\$766,028.90
San Juan Bautista Lo de Soto	\$2,704,505,580.01	0.00028	\$595,832.60
San Juan Bautista Suchitepec	\$2,704,505,580.01	0.00007	\$150,232.38
San Juan Bautista Tlacoatzintepec	\$2,704,505,580.01	0.00093	\$2,021,709.38
San Juan Bautista Tlachichilco	\$2,704,505,580.01	0.00041	\$886,896.23
San Juan Bautista Tuxtepec	\$2,704,505,580.01	0.03165	\$68,486,330.85
San Juan Cacahuatpec	\$2,704,505,580.01	0.00225	\$4,868,151.78
San Juan Cieneguilla	\$2,704,505,580.01	0.00007	\$150,393.19
San Juan Coatzóspam	\$2,704,505,580.01	0.00084	\$1,826,719.12
San Juan Colorado	\$2,704,505,580.01	0.00430	\$9,310,305.24
San Juan Comaltepec	\$2,704,505,580.01	0.00172	\$3,718,770.82
San Juan Cotzocón	\$2,704,505,580.01	0.00630	\$13,639,878.62
San Juan Chicomezúchil	\$2,704,505,580.01	0.00003	\$65,682.75
San Juan Chilateca	\$2,704,505,580.01	0.00006	\$120,303.54
San Juan del Estado	\$2,704,505,580.01	0.00037	\$793,931.78
San Juan del Río	\$2,704,505,580.01	0.00019	\$410,203.28
San Juan Diuxi	\$2,704,505,580.01	0.00053	\$1,142,219.54
San Juan Evangelista Analco	\$2,704,505,580.01	0.00003	\$73,156.69
San Juan Guelavía	\$2,704,505,580.01	0.00056	\$1,209,181.95
San Juan Guichicovi	\$2,704,505,580.01	0.00636	\$13,756,974.90
San Juan Ihuatpec	\$2,704,505,580.01	0.00020	\$429,734.43
San Juan Juquila Mixes	\$2,704,505,580.01	0.00105	\$2,274,991.75
San Juan Juquila Vijanos	\$2,704,505,580.01	0.00052	\$1,125,249.06
San Juan Lachao	\$2,704,505,580.01	0.00075	\$1,628,918.91
San Juan Lachigalla	\$2,704,505,580.01	0.00138	\$2,983,904.11
San Juan Lajarcia	\$2,704,505,580.01	0.00015	\$321,310.61
San Juan Lalana	\$2,704,505,580.01	0.01267	\$27,412,914.21
San Juan de los Cués	\$2,704,505,580.01	0.00057	\$1,225,405.69
San Juan Mazatlán	\$2,704,505,580.01	0.00674	\$14,584,382.53
San Juan Mixtepec -Dto. 08 -	\$2,704,505,580.01	0.00271	\$5,855,029.58
San Juan Mixtepec -Dto. 26 -	\$2,704,505,580.01	0.00011	\$242,448.59
San Juan Ñumí	\$2,704,505,580.01	0.00261	\$5,646,368.88
San Juan Ozolotepec	\$2,704,505,580.01	0.00163	\$3,536,798.26
San Juan Petlapa	\$2,704,505,580.01	0.00185	\$4,011,134.62
San Juan Quiahije	\$2,704,505,580.01	0.00104	\$2,256,257.09
San Juan Quiotepec	\$2,704,505,580.01	0.00040	\$855,780.74
San Juan Sayultepec	\$2,704,505,580.01	0.00007	\$157,481.01
San Juan Tabaá	\$2,704,505,580.01	0.00021	\$452,311.37
San Juan Tamazola	\$2,704,505,580.01	0.00165	\$3,560,250.72
San Juan Teita	\$2,704,505,580.01	0.00024	\$517,956.05
San Juan Teitipac	\$2,704,505,580.01	0.00069	\$1,484,207.98
San Juan Tepeuxila	\$2,704,505,580.01	0.00079	\$1,715,924.43
San Juan Teposcolula	\$2,704,505,580.01	0.00023	\$495,729.17
San Juan Yaeé	\$2,704,505,580.01	0.00021	\$456,245.03

San Juan Yatzona	\$2,704,505,580.01	0.00007	\$160,326.37
San Juan Yucuita	\$2,704,505,580.01	0.00005	\$116,836.90
San Lorenzo	\$2,704,505,580.01	0.00241	\$5,216,203.14
San Lorenzo Albarradas	\$2,704,505,580.01	0.00045	\$972,741.74
San Lorenzo Cacaotepec	\$2,704,505,580.01	0.00171	\$3,710,384.46
San Lorenzo Cuaunecuiltitla	\$2,704,505,580.01	0.00040	\$866,890.98
San Lorenzo Texmelúcan	\$2,704,505,580.01	0.00539	\$11,659,087.51
San Lorenzo Victoria	\$2,704,505,580.01	0.00021	\$444,860.07
San Lucas Camotlán	\$2,704,505,580.01	0.00159	\$3,443,708.57
San Lucas Ojitlán	\$2,704,505,580.01	0.00979	\$21,173,601.58
San Lucas Quiavini	\$2,704,505,580.01	0.00054	\$1,158,216.17
San Lucas Zoquiápan	\$2,704,505,580.01	0.00403	\$8,716,317.66
San Luis Amatlán	\$2,704,505,580.01	0.00092	\$1,997,416.32
San Marcial Ozolotepec	\$2,704,505,580.01	0.00040	\$874,816.43
San Marcos Arteaga	\$2,704,505,580.01	0.00023	\$490,551.00
San Martín de los Cansecos	\$2,704,505,580.01	0.00025	\$534,542.16
San Martín Huamelúpan	\$2,704,505,580.01	0.00018	\$383,812.20
San Martín Itunyoso	\$2,704,505,580.01	0.00224	\$4,850,348.67
San Martín Lachilá	\$2,704,505,580.01	0.00031	\$662,237.77
San Martín Peras	\$2,704,505,580.01	0.00916	\$19,813,735.60
San Martín Tilcajete	\$2,704,505,580.01	0.00020	\$441,564.08
San Martín Toxpalan	\$2,704,505,580.01	0.00118	\$2,557,365.02
San Martín Zacatepec	\$2,704,505,580.01	0.00038	\$817,446.09
San Mateo Cajonos	\$2,704,505,580.01	0.00012	\$262,568.82
Capulápan de Méndez	\$2,704,505,580.01	0.00004	\$84,246.93
San Mateo del Mar	\$2,704,505,580.01	0.00786	\$17,015,457.81
San Mateo Yoloxochitlán	\$2,704,505,580.01	0.00177	\$3,832,752.16
San Mateo Etlatongo	\$2,704,505,580.01	0.00022	\$469,496.50
San Mateo Nejápam	\$2,704,505,580.01	0.00048	\$1,033,038.89
San Mateo Peñasco	\$2,704,505,580.01	0.00094	\$2,030,646.20
San Mateo Piñas	\$2,704,505,580.01	0.00095	\$2,062,448.76
San Mateo Río Hondo	\$2,704,505,580.01	0.00070	\$1,516,703.82
San Mateo Sindihui	\$2,704,505,580.01	0.00090	\$1,957,852.84
San Mateo Tlapiltepec	\$2,704,505,580.01	0.00004	\$84,805.02
San Melchor Betaza	\$2,704,505,580.01	0.00032	\$695,522.26
San Miguel Achiutla	\$2,704,505,580.01	0.00026	\$557,831.08
San Miguel Ahuehuetitlán	\$2,704,505,580.01	0.00107	\$2,317,237.41
San Miguel Aloápam	\$2,704,505,580.01	0.00064	\$1,395,380.79
San Miguel Amatlán	\$2,704,505,580.01	0.00145	\$3,140,618.64
San Miguel Amatlán	\$2,704,505,580.01	0.00006	\$123,858.89
San Miguel Coatlán	\$2,704,505,580.01	0.00127	\$2,744,256.53
San Miguel Chicahua	\$2,704,505,580.01	0.00067	\$1,458,988.83
San Miguel Chimalapa	\$2,704,505,580.01	0.00192	\$4,155,544.88
San Miguel del Puerto	\$2,704,505,580.01	0.00067	\$1,453,897.47
San Miguel del Río	\$2,704,505,580.01	0.00004	\$79,532.95
San Miguel Ejutla	\$2,704,505,580.01	0.00017	\$371,473.62

San Miguel el Grande	\$2,704,505,580.01	0.00073	\$1,579,650.09
San Miguel Huautla	\$2,704,505,580.01	0.00064	\$1,389,946.91
San Miguel Mixtepec	\$2,704,505,580.01	0.00244	\$5,269,632.99
San Miguel Panixtlahuaca	\$2,704,505,580.01	0.00318	\$6,882,541.48
San Miguel Peras	\$2,704,505,580.01	0.00232	\$5,024,601.78
San Miguel Piedras	\$2,704,505,580.01	0.00063	\$1,371,077.71
San Miguel Quetzaltepec	\$2,704,505,580.01	0.00293	\$6,332,861.04
San Miguel Santa Flor	\$2,704,505,580.01	0.00015	\$323,440.94
Villa Sola de Vega	\$2,704,505,580.01	0.00655	\$14,171,374.28
San Miguel Soyaltepec	\$2,704,505,580.01	0.01432	\$30,972,963.83
San Miguel Suchixtepec	\$2,704,505,580.01	0.00088	\$1,911,674.69
Villa Talea de Castro	\$2,704,505,580.01	0.00036	\$781,295.84
San Miguel Tecomatlán	\$2,704,505,580.01	0.00002	\$54,046.64
San Miguel Tenango	\$2,704,505,580.01	0.00009	\$202,161.41
San Miguel Tequixtepec	\$2,704,505,580.01	0.00015	\$314,324.34
San Miguel Tilquiápam	\$2,704,505,580.01	0.00226	\$4,888,663.32
San Miguel Tlacamama	\$2,704,505,580.01	0.00062	\$1,346,264.35
San Miguel Tlacotepec	\$2,704,505,580.01	0.00075	\$1,617,517.60
San Miguel Tulancingo	\$2,704,505,580.01	0.00003	\$62,867.98
San Miguel Yotao	\$2,704,505,580.01	0.00033	\$722,210.46
San Nicolás	\$2,704,505,580.01	0.00027	\$594,378.82
San Nicolás Hidalgo	\$2,704,505,580.01	0.00020	\$431,243.95
San Pablo Coatlán	\$2,704,505,580.01	0.00122	\$2,630,587.49
San Pablo Cuatro Venados	\$2,704,505,580.01	0.00084	\$1,822,789.80
San Pablo Etna	\$2,704,505,580.01	0.00055	\$1,179,616.13
San Pablo Huitzo	\$2,704,505,580.01	0.00059	\$1,284,795.32
San Pablo Huixtepec	\$2,704,505,580.01	0.00128	\$2,771,060.12
San Pablo Macuiltianguis	\$2,704,505,580.01	0.00015	\$313,856.21
San Pablo Tlajaltepec	\$2,704,505,580.01	0.00134	\$2,890,918.58
San Pablo Villa de Mitla	\$2,704,505,580.01	0.00264	\$5,715,038.72
San Pablo Yaganiza	\$2,704,505,580.01	0.00021	\$453,067.41
San Pedro Amuzgos	\$2,704,505,580.01	0.00292	\$6,314,375.76
San Pedro Apóstol	\$2,704,505,580.01	0.00024	\$508,839.53
San Pedro Atoyac	\$2,704,505,580.01	0.00170	\$3,684,757.86
San Pedro Cajonos	\$2,704,505,580.01	0.00019	\$408,514.57
San Pedro Coxcattepec Cántaros	\$2,704,505,580.01	0.00020	\$430,427.72
San Pedro Comitancillo	\$2,704,505,580.01	0.00015	\$322,258.77
San Pedro el Alto	\$2,704,505,580.01	0.00190	\$4,109,110.76
San Pedro Huamelula	\$2,704,505,580.01	0.00069	\$1,493,257.45
San Pedro Huilotepec	\$2,704,505,580.01	0.00076	\$1,648,188.02
San Pedro Ixcatlán	\$2,704,505,580.01	0.00515	\$11,132,927.61
San Pedro Ixtlahuaca	\$2,704,505,580.01	0.00256	\$5,545,709.13
San Pedro Jaltepetongo	\$2,704,505,580.01	0.00023	\$495,285.96
San Pedro Jicayán	\$2,704,505,580.01	0.00614	\$13,279,565.60
San Pedro Jocotipac	\$2,704,505,580.01	0.00019	\$411,110.52
San Pedro Juchatengo	\$2,704,505,580.01	0.00030	\$646,503.12

San Pedro Mártir	\$2,704,505,580.01	0.00047	\$1,014,581.47
San Pedro Mártir Quiechapa	\$2,704,505,580.01	0.00029	\$624,394.60
San Pedro Mártir Yucuxaco	\$2,704,505,580.01	0.00047	\$1,014,595.24
San Pedro Mixtepec -Dto. 22 -	\$2,704,505,580.01	0.00524	\$11,347,443.72
San Pedro Mixtepec -Dto. 26 -	\$2,704,505,580.01	0.00025	\$535,959.70
San Pedro Molinos	\$2,704,505,580.01	0.00019	\$415,030.50
San Pedro Nopala	\$2,704,505,580.01	0.00036	\$776,934.32
San Pedro Ocopetatillo	\$2,704,505,580.01	0.00038	\$814,942.40
San Pedro Ocotepéc	\$2,704,505,580.01	0.00062	\$1,349,200.57
San Pedro Pochutla	\$2,704,505,580.01	0.00684	\$14,803,024.39
San Pedro Quiatoni	\$2,704,505,580.01	0.00602	\$13,019,294.94
San Pedro Sochiápam	\$2,704,505,580.01	0.00288	\$6,221,028.00
San Pedro Tapanatepec	\$2,704,505,580.01	0.00237	\$5,134,208.34
San Pedro Taviche	\$2,704,505,580.01	0.00071	\$1,533,618.47
San Pedro Tezacoalco	\$2,704,505,580.01	0.00052	\$1,116,453.57
San Pedro Teutila	\$2,704,505,580.01	0.00192	\$4,163,080.45
San Pedro Tidaá	\$2,704,505,580.01	0.00031	\$666,359.07
San Pedro Topiltepec	\$2,704,505,580.01	0.00006	\$137,373.46
San Pedro Totolápam	\$2,704,505,580.01	0.00022	\$481,967.32
Villa de Tututepec de Melchor Ocampo	\$2,704,505,580.01	0.00769	\$16,641,436.04
San Pedro Yaneri	\$2,704,505,580.01	0.00025	\$536,056.90
San Pedro Yólox	\$2,704,505,580.01	0.00018	\$393,713.42
San Pedro y San Pablo Ayutla	\$2,704,505,580.01	0.00200	\$4,321,286.29
Villa de Etla	\$2,704,505,580.01	0.00090	\$1,957,468.81
San Pedro y San Pablo Teposcolula	\$2,704,505,580.01	0.00030	\$650,046.43
San Pedro y San Pablo Tequixtepec	\$2,704,505,580.01	0.00039	\$853,874.16
San Pedro Yucunama	\$2,704,505,580.01	0.00004	\$76,267.22
San Raymundo Jalpan	\$2,704,505,580.01	0.00012	\$256,700.34
San Sebastián Abasolo	\$2,704,505,580.01	0.00030	\$650,372.64
San Sebastián Coatlán	\$2,704,505,580.01	0.00102	\$2,206,974.82
San Sebastián Ixcapa	\$2,704,505,580.01	0.00076	\$1,636,583.71
San Sebastián Nicananduta	\$2,704,505,580.01	0.00059	\$1,267,581.52
San Sebastián Río Hondo	\$2,704,505,580.01	0.00157	\$3,391,284.90
San Sebastián Tecomaxtlahuaca	\$2,704,505,580.01	0.00198	\$4,287,503.55
San Sebastián Teitipac	\$2,704,505,580.01	0.00029	\$637,158.97
San Sebastián Tutla	\$2,704,505,580.01	0.00037	\$789,782.84
San Simón Almolongas	\$2,704,505,580.01	0.00069	\$1,484,896.84
San Simón Zahuatlán	\$2,704,505,580.01	0.00476	\$10,301,158.18
Santa Ana	\$2,704,505,580.01	0.00073	\$1,568,861.07
Santa Ana Ateixtlahuaca	\$2,704,505,580.01	0.00041	\$894,361.51
Santa Ana Cuauhtémoc	\$2,704,505,580.01	0.00025	\$551,210.34
Santa Ana del Valle	\$2,704,505,580.01	0.00050	\$1,091,214.17
Santa Ana Tavela	\$2,704,505,580.01	0.00023	\$495,523.78
Santa Ana Tlapacoyan	\$2,704,505,580.01	0.00040	\$875,600.18

Santa Ana Yareni	\$2,704,505,580.01	0.00020	\$438,752.15
Santa Ana Zegache	\$2,704,505,580.01	0.00091	\$1,965,059.03
Santa Catalina Quierí	\$2,704,505,580.01	0.00029	\$629,090.08
Santa Catarina Cuixtla	\$2,704,505,580.01	0.00020	\$432,561.53
Santa Catarina Ixtepeji	\$2,704,505,580.01	0.00046	\$991,100.67
Santa Catarina Juquila	\$2,704,505,580.01	0.00361	\$7,804,320.04
Santa Catarina Lachatao	\$2,704,505,580.01	0.00009	\$188,083.13
Santa Catarina Loxicha	\$2,704,505,580.01	0.00200	\$4,319,621.23
Santa Catarina Mechoacán	\$2,704,505,580.01	0.00229	\$4,960,909.89
Santa Catarina Minas	\$2,704,505,580.01	0.00031	\$680,028.59
Santa Catarina Quiané	\$2,704,505,580.01	0.00014	\$297,546.11
Santa Catarina Tayata	\$2,704,505,580.01	0.00013	\$286,210.97
Santa Catarina Ticuá	\$2,704,505,580.01	0.00037	\$791,195.74
Santa Catarina Yosonotú	\$2,704,505,580.01	0.00025	\$542,839.95
Santa Catarina Zapotitlán	\$2,704,505,580.01	0.00017	\$371,575.05
Santa Cruz Acatepec	\$2,704,505,580.01	0.00090	\$1,946,945.44
Santa Cruz Amilpas	\$2,704,505,580.01	0.00078	\$1,695,495.93
Santa Cruz de Bravo	\$2,704,505,580.01	0.00005	\$101,937.76
Santa Cruz Itundujia	\$2,704,505,580.01	0.00392	\$8,477,797.64
Santa Cruz Mixtepec	\$2,704,505,580.01	0.00129	\$2,794,360.86
Santa Cruz Nundaco	\$2,704,505,580.01	0.00116	\$2,501,200.96
Santa Cruz Papalutla	\$2,704,505,580.01	0.00024	\$524,893.90
Santa Cruz Tacache de Mina	\$2,704,505,580.01	0.00033	\$704,518.19
Santa Cruz Tacahua	\$2,704,505,580.01	0.00029	\$622,315.31
Santa Cruz Tayata	\$2,704,505,580.01	0.00021	\$450,069.74
Santa Cruz Xitla	\$2,704,505,580.01	0.00206	\$4,453,284.32
Santa Cruz Xoxocotlán	\$2,704,505,580.01	0.01437	\$31,087,729.64
Santa Cruz Zenzontepec	\$2,704,505,580.01	0.00994	\$21,495,608.09
Santa Gertrudis	\$2,704,505,580.01	0.00037	\$808,447.71
Santa Inés del Monte	\$2,704,505,580.01	0.00142	\$3,063,717.72
Santa Inés Yatzeche	\$2,704,505,580.01	0.00014	\$310,813.05
Santa Lucía del Camino	\$2,704,505,580.01	0.00180	\$3,894,000.75
Santa Lucía Miahuatlán	\$2,704,505,580.01	0.00262	\$5,677,238.72
Santa Lucía Monteverde	\$2,704,505,580.01	0.00343	\$7,413,940.19
Santa Lucía Ocotlán	\$2,704,505,580.01	0.00136	\$2,944,016.73
Santa María Alotepec	\$2,704,505,580.01	0.00049	\$1,055,938.42
Santa María Apazco	\$2,704,505,580.01	0.00075	\$1,620,301.77
Santa María la Asunción	\$2,704,505,580.01	0.00213	\$4,608,827.89
Heroica Ciudad de Tlaxiaco	\$2,704,505,580.01	0.00701	\$15,157,579.67
Ayoquezco de Aldama	\$2,704,505,580.01	0.00097	\$2,098,833.32
Santa María Atzompa	\$2,704,505,580.01	0.00595	\$12,863,456.31
Santa María Camotlán	\$2,704,505,580.01	0.00019	\$404,102.81
Santa María Colotepec	\$2,704,505,580.01	0.00259	\$5,600,160.64
Santa María Cortijo	\$2,704,505,580.01	0.00034	\$733,302.31
Santa María Coyotepec	\$2,704,505,580.01	0.00032	\$684,774.83
Santa María Chachoápam	\$2,704,505,580.01	0.00005	\$98,406.01

Villa de Chilapa de Díaz	\$2,704,505,580.01	0.00024	\$520,075.55
Santa María Chilchotla	\$2,704,505,580.01	0.01395	\$30,175,666.27
Santa María del Rosario	\$2,704,505,580.01	0.00013	\$276,838.76
Santa María del Tule	\$2,704,505,580.01	0.00027	\$573,836.91
Santa María Ecatepec	\$2,704,505,580.01	0.00056	\$1,212,050.10
Santa María Guelacé	\$2,704,505,580.01	0.00014	\$295,046.54
Santa María Guienagati	\$2,704,505,580.01	0.00110	\$2,384,119.43
Santa María Huatulco	\$2,704,505,580.01	0.00504	\$10,900,293.26
Santa María Huazolotitlán	\$2,704,505,580.01	0.00214	\$4,628,764.90
Santa María Ipalapa	\$2,704,505,580.01	0.00142	\$3,069,846.52
Santa María Ixcatlán	\$2,704,505,580.01	0.00029	\$625,824.83
Santa María Jacatepec	\$2,704,505,580.01	0.00284	\$6,139,106.48
Santa María Jalapa del Marqués	\$2,704,505,580.01	0.00112	\$2,432,044.95
Santa María Jaltianguis	\$2,704,505,580.01	0.00005	\$114,142.75
Santa María Lachixío	\$2,704,505,580.01	0.00056	\$1,212,057.20
Santa María Mixtequilla	\$2,704,505,580.01	0.00035	\$761,932.71
Santa María Nativitas	\$2,704,505,580.01	0.00016	\$349,066.55
Santa María Nduayaco	\$2,704,505,580.01	0.00014	\$305,560.75
Santa María Ozolotepec	\$2,704,505,580.01	0.00195	\$4,229,632.31
Santa María Pápalo	\$2,704,505,580.01	0.00078	\$1,677,205.73
Santa María Peñoles	\$2,704,505,580.01	0.00547	\$11,838,912.36
Santa María Quiérolani	\$2,704,505,580.01	0.00090	\$1,937,201.67
Santa María Sola	\$2,704,505,580.01	0.00067	\$1,443,829.47
Santa María Tataltepec	\$2,704,505,580.01	0.00008	\$176,763.36
Santa María Tecomavaca	\$2,704,505,580.01	0.00028	\$602,176.65
Santa María Temaxcalapa	\$2,704,505,580.01	0.00010	\$206,122.71
Santa María Temaxcaltepec	\$2,704,505,580.01	0.00126	\$2,727,329.76
Santa María Teopoxco	\$2,704,505,580.01	0.00130	\$2,820,149.02
Santa María Tepantlali	\$2,704,505,580.01	0.00114	\$2,464,142.09
Santa María Texcatitlán	\$2,704,505,580.01	0.00025	\$531,579.44
Santa María Tlahuilottepec	\$2,704,505,580.01	0.00406	\$8,778,035.21
Santa María Tlalixtac	\$2,704,505,580.01	0.00068	\$1,467,401.14
Santa María Tonameca	\$2,704,505,580.01	0.00503	\$10,879,489.47
Santa María Totolapilla	\$2,704,505,580.01	0.00008	\$162,526.31
Santa María Xadani	\$2,704,505,580.01	0.00297	\$6,435,039.38
Santa María Yalina	\$2,704,505,580.01	0.00001	\$21,870.86
Santa María Yavesía	\$2,704,505,580.01	0.00002	\$51,688.75
Santa María Yolotepec	\$2,704,505,580.01	0.00022	\$474,173.40
Santa María Yosoyúa	\$2,704,505,580.01	0.00031	\$674,821.32
Santa María Yucuhiti	\$2,704,505,580.01	0.00217	\$4,698,898.13
Santa María Zacatepec	\$2,704,505,580.01	0.00644	\$13,944,174.54
Santa María Zaniza	\$2,704,505,580.01	0.00163	\$3,523,248.67
Santa María Zoquitlán	\$2,704,505,580.01	0.00073	\$1,577,104.50
Santiago Amoltepec	\$2,704,505,580.01	0.01220	\$26,391,537.15
Santiago Apoala	\$2,704,505,580.01	0.00038	\$816,835.48
Santiago Apóstol	\$2,704,505,580.01	0.00239	\$5,160,864.60

Santiago Astata	\$2,704,505,580.01	0.00049	\$1,050,802.89
Santiago Atitlán	\$2,704,505,580.01	0.00164	\$3,548,831.78
Santiago Ayuquilla	\$2,704,505,580.01	0.00111	\$2,396,981.25
Santiago Cacaloxtepec	\$2,704,505,580.01	0.00027	\$576,449.50
Santiago Camotlán	\$2,704,505,580.01	0.00155	\$3,362,252.69
Santiago Comaltepec	\$2,704,505,580.01	0.00009	\$193,092.07
Santiago Chazumba	\$2,704,505,580.01	0.00067	\$1,441,140.28
Santiago Choápam	\$2,704,505,580.01	0.00310	\$6,710,382.27
Santiago del Río	\$2,704,505,580.01	0.00018	\$395,071.50
Santiago Huajolotitlán	\$2,704,505,580.01	0.00058	\$1,263,050.32
Santiago Huaucilla	\$2,704,505,580.01	0.00011	\$237,673.83
Santiago Ihuatlán Plumas	\$2,704,505,580.01	0.00009	\$195,966.09
Santiago Ixcuintepec	\$2,704,505,580.01	0.00042	\$910,761.03
Santiago Ixtayutla	\$2,704,505,580.01	0.01070	\$23,159,346.50
Santiago Jamiltepec	\$2,704,505,580.01	0.00561	\$12,127,238.99
Santiago Jocotepec	\$2,704,505,580.01	0.00838	\$18,123,953.52
Santiago Juxtlahuaca	\$2,704,505,580.01	0.01551	\$33,567,217.86
Santiago Lachiguiri	\$2,704,505,580.01	0.00081	\$1,753,946.99
Santiago Lalopa	\$2,704,505,580.01	0.00006	\$119,251.08
Santiago Laollaga	\$2,704,505,580.01	0.00030	\$650,027.00
Santiago Laxopa	\$2,704,505,580.01	0.00013	\$274,791.82
Santiago Llano Grande	\$2,704,505,580.01	0.00057	\$1,239,372.45
Santiago Matatlán	\$2,704,505,580.01	0.00321	\$6,946,894.53
Santiago Miltepec	\$2,704,505,580.01	0.00004	\$96,049.41
Santiago Minas	\$2,704,505,580.01	0.00026	\$562,847.31
Santiago Nacaltepec	\$2,704,505,580.01	0.00042	\$917,015.46
Santiago Nejapilla	\$2,704,505,580.01	0.00007	\$141,430.92
Santiago Nundiche	\$2,704,505,580.01	0.00074	\$1,590,319.44
Santiago Nuyoó	\$2,704,505,580.01	0.00046	\$992,659.64
Santiago Pinotepa Nacional	\$2,704,505,580.01	0.01107	\$23,948,102.13
Santiago Suchilquitongo	\$2,704,505,580.01	0.00350	\$7,580,277.68
Santiago Tamazola	\$2,704,505,580.01	0.00091	\$1,969,288.49
Santiago Tapextla	\$2,704,505,580.01	0.00135	\$2,927,749.40
Villa Tejúpam de la Unión	\$2,704,505,580.01	0.00023	\$498,874.24
Santiago Tenango	\$2,704,505,580.01	0.00059	\$1,277,864.42
Santiago Tepetlapa	\$2,704,505,580.01	0.00002	\$41,372.82
Santiago Tetepec	\$2,704,505,580.01	0.00156	\$3,373,692.45
Santiago Texcalcingo	\$2,704,505,580.01	0.00128	\$2,774,470.58
Santiago Textitlán	\$2,704,505,580.01	0.00214	\$4,636,179.31
Santiago Tilantongo	\$2,704,505,580.01	0.00105	\$2,261,371.89
Santiago Tillo	\$2,704,505,580.01	0.00007	\$160,236.27
Santiago Tlazoyaltepec	\$2,704,505,580.01	0.00350	\$7,580,657.06
Santiago Xanica	\$2,704,505,580.01	0.00165	\$3,566,940.59
Santiago Xiacuí	\$2,704,505,580.01	0.00016	\$340,716.14
Santiago Yaitepec	\$2,704,505,580.01	0.00293	\$6,336,978.43
Santiago Yaveo	\$2,704,505,580.01	0.00227	\$4,921,897.08

Santiago Yolomécatl	\$2,704,505,580.01	0.00013	\$291,612.53
Santiago Yosondúa	\$2,704,505,580.01	0.00191	\$4,138,939.12
Santiago Yucuyachi	\$2,704,505,580.01	0.00014	\$311,034.68
Santiago Zacatepec	\$2,704,505,580.01	0.00328	\$7,093,421.88
Santiago Zochila	\$2,704,505,580.01	0.00005	\$101,808.02
Nuevo Zoquiápam	\$2,704,505,580.01	0.00029	\$633,054.30
Santo Domingo Ingenio	\$2,704,505,580.01	0.00076	\$1,645,007.26
Santo Domingo Albarradas	\$2,704,505,580.01	0.00022	\$476,307.37
Santo Domingo Armenta	\$2,704,505,580.01	0.00111	\$2,401,102.09
Santo Domingo Chihuitán	\$2,704,505,580.01	0.00007	\$153,077.45
Santo Domingo de Morelos	\$2,704,505,580.01	0.00578	\$12,506,820.03
Santo Domingo Ixcatlán	\$2,704,505,580.01	0.00017	\$375,858.17
Santo Domingo Nuxaá	\$2,704,505,580.01	0.00150	\$3,245,941.12
Santo Domingo Ozolotepec	\$2,704,505,580.01	0.00043	\$928,153.52
Santo Domingo Petapa	\$2,704,505,580.01	0.00192	\$4,150,381.00
Santo Domingo Roayaga	\$2,704,505,580.01	0.00066	\$1,426,310.06
Santo Domingo Tehuantepec	\$2,704,505,580.01	0.00934	\$20,218,630.55
Santo Domingo Teojomulco	\$2,704,505,580.01	0.00123	\$2,660,376.93
Santo Domingo Tepuxtepec	\$2,704,505,580.01	0.00261	\$5,652,896.16
Santo Domingo Tlatayápam	\$2,704,505,580.01	0.00003	\$74,397.48
Santo Domingo Tomaltepec	\$2,704,505,580.01	0.00051	\$1,110,108.08
Santo Domingo Tonalá	\$2,704,505,580.01	0.00075	\$1,628,127.02
Santo Domingo Tonaltepec	\$2,704,505,580.01	0.00009	\$195,702.77
Santo Domingo Xagacía	\$2,704,505,580.01	0.00044	\$959,840.18
Santo Domingo Yanhuitlán	\$2,704,505,580.01	0.00017	\$373,531.05
Santo Domingo Yodohino	\$2,704,505,580.01	0.00011	\$244,066.07
Santo Domingo Zanatepec	\$2,704,505,580.01	0.00140	\$3,033,939.50
Santos Reyes Nopala	\$2,704,505,580.01	0.00301	\$6,514,404.42
Santos Reyes Pápalo	\$2,704,505,580.01	0.00142	\$3,073,129.91
Santos Reyes Tepejillo	\$2,704,505,580.01	0.00027	\$590,224.28
Santos Reyes Yucuná	\$2,704,505,580.01	0.00057	\$1,236,621.09
Santo Tomás Jalieza	\$2,704,505,580.01	0.00095	\$2,046,885.64
Santo Tomás Mazaltepec	\$2,704,505,580.01	0.00057	\$1,242,950.40
Santo Tomás Ocotepec	\$2,704,505,580.01	0.00209	\$4,525,071.35
Santo Tomás Tamazulapan	\$2,704,505,580.01	0.00044	\$960,515.80
San Vicente Coatlán	\$2,704,505,580.01	0.00184	\$3,986,699.83
San Vicente Lachixio	\$2,704,505,580.01	0.00201	\$4,353,796.27
San Vicente Nuñú	\$2,704,505,580.01	0.00004	\$93,508.93
Silacayoápam	\$2,704,505,580.01	0.00153	\$3,308,994.86
Sitio de Xitlapehua	\$2,704,505,580.01	0.00015	\$324,586.87
Soledad Etla	\$2,704,505,580.01	0.00046	\$995,956.40
Villa de Tamazulápam del Progreso	\$2,704,505,580.01	0.00090	\$1,941,106.37
Tanetze de Zaragoza	\$2,704,505,580.01	0.00024	\$522,242.25
Taniche	\$2,704,505,580.01	0.00021	\$447,505.34
Tataltepec de Valdés	\$2,704,505,580.01	0.00382	\$8,259,660.17
Teococuilco de Marcos Pérez	\$2,704,505,580.01	0.00032	\$696,129.91

Teotitlán de Flores Magón	\$2,704,505,580.01	0.00142	\$3,068,438.03
Teotitlán del Valle	\$2,704,505,580.01	0.00137	\$2,974,793.90
Teotongo	\$2,704,505,580.01	0.00008	\$175,138.21
Tepelmeme Villa de Morelos	\$2,704,505,580.01	0.00051	\$1,105,131.82
Tezoatlán de Segura y Luna	\$2,704,505,580.01	0.00324	\$7,012,773.58
San Jerónimo Tlacoahuaya	\$2,704,505,580.01	0.00064	\$1,389,542.20
Tlacolula de Matamoros	\$2,704,505,580.01	0.00291	\$6,299,544.66
Tlacotepec Plumas	\$2,704,505,580.01	0.00009	\$194,426.58
Tlalixtac de Cabrera	\$2,704,505,580.01	0.00182	\$3,928,809.24
Totontepec Villa de Morelos	\$2,704,505,580.01	0.00237	\$5,135,437.99
Trinidad Zaachila	\$2,704,505,580.01	0.00058	\$1,263,188.11
La Trinidad Vista Hermosa	\$2,704,505,580.01	0.00003	\$74,820.69
Unión Hidalgo	\$2,704,505,580.01	0.00184	\$3,979,896.17
Valerio Trujano	\$2,704,505,580.01	0.00022	\$465,681.71
San Juan Bautista Valle Nacional	\$2,704,505,580.01	0.00472	\$10,208,789.77
Villa Díaz Ordaz	\$2,704,505,580.01	0.00263	\$5,684,264.23
Yaxe	\$2,704,505,580.01	0.00082	\$1,775,742.51
Magdalena Yodocono de Porfirio Díaz	\$2,704,505,580.01	0.00033	\$712,949.93
Yogana	\$2,704,505,580.01	0.00038	\$814,857.46
Yutanduchi de Guerrero	\$2,704,505,580.01	0.00058	\$1,258,324.23
Villa de Zaachila	\$2,704,505,580.01	0.00887	\$19,188,458.69
San Mateo Yucutindó	\$2,704,505,580.01	0.00100	\$2,165,397.22
Zapotitlán Lagunas	\$2,704,505,580.01	0.00119	\$2,565,607.26
Zapotitlán Palmas	\$2,704,505,580.01	0.00025	\$545,117.65
Santa Inés de Zaragoza	\$2,704,505,580.01	0.00024	\$517,747.60
Zimatlán de Álvarez	\$2,704,505,580.01	0.00393	\$8,512,512.12
TOTAL		1.00000	\$2,163,604,464.01

Paso 4. Cálculo del componente $e_{i,t}$

Municipios	Información CONEVAL 2015 - 2020		Desarrollo de la Fórmula	
	(10) $PPE_{i,T-1}$	(1) $PPE_{i,T}$	$\frac{PPE_{i,T-1}}{PPE_{i,T}}$	$\frac{PPE_{i,T-1}}{PPE_{i,T}}$ $\sum_i \frac{PPE_{i,T-1}}{PPE_{i,T}}$
	Personas en Pobreza Extrema 2015	Personas en Pobreza Extrema 2020		
Abejones	451	204	2.21078	0.00287
Acatlán de Pérez Figueroa	7,179	7,438	0.96518	0.00125
Asunción Cacalotepec	750	885	0.84746	0.00110
Asunción Cuyotepeji	219	175	1.25143	0.00162
Asunción Ixtaltepec	1,503	678	2.21681	0.00288
Asunción Nochixtlán	1,933	4,364	0.44294	0.00058
Asunción Ocotlán	1,715	986	1.73935	0.00226
Asunción Tlacolulita	168	129	1.30233	0.00169
Ayotzintepec	4,382	3,108	1.40991	0.00183

El Barrio de la Soledad	810	670	1.20896	0.00157
Calihualá	621	553	1.12297	0.00146
Candelaria Loxicha	5,715	4,999	1.14323	0.00148
Ciénega de Zimatlán	615	273	2.25275	0.00293
Ciudad Ixtepec	1,834	1,085	1.69032	0.00219
Coatecas Altas	2,755	2,703	1.01924	0.00132
Coicoyán de las Flores	8,492	7,878	1.07794	0.00140
La Compañía	1,603	1,176	1.36310	0.00177
Concepción Buenavista	274	179	1.53073	0.00199
Concepción Pápalo	1,052	951	1.10620	0.00144
Constancia del Rosario	2,076	2,083	0.99664	0.00129
Cosolapa	2,125	1,991	1.06730	0.00139
Cosoltepec	232	189	1.22751	0.00159
Cuilápam de Guerrero	2,753	5,958	0.46207	0.00060
Cuyamecalco Villa de Zaragoza	2,185	1,697	1.28757	0.00167
Chahuities	2,251	2,261	0.99558	0.00129
Chalcatongo de Hidalgo	3,234	2,294	1.40976	0.00183
Chiquihuitlán de Benito Juárez	981	702	1.39744	0.00181
Heroica Ciudad de Ejutla de Crespo	2,639	4,590	0.57495	0.00075
Eloxochitlán de Flores Magón	2,630	2,038	1.29048	0.00168
El Espinal	341	204	1.67157	0.00217
Tamazulápam del Espíritu Santo	2,293	2,264	1.01281	0.00132
Fresnillo de Trujano	399	205	1.94634	0.00253
Guadalupe Etla	131	123	1.06504	0.00138
Guadalupe de Ramírez	297	187	1.58824	0.00206
Guelatao de Juárez	46	7	6.57143	0.00853
Guevea de Humboldt	3,148	1,301	2.41968	0.00314
Mesones Hidalgo	2,461	1,899	1.29595	0.00168
Villa Hidalgo	664	375	1.77067	0.00230
Heroica Ciudad de Huajuapam de León	7,595	7,817	0.97160	0.00126
Huauteppec	5,002	4,809	1.04013	0.00135
Huautla de Jiménez	5,391	12,716	0.42395	0.00055
Ixtlán de Juárez	3,126	1,318	2.37178	0.00308
Heroica Ciudad de Juchitán de Zaragoza	9,080	17,307	0.52464	0.00068
Loma Bonita	5,523	6,560	0.84192	0.00109
Magdalena Apasco	466	151	3.08609	0.00401
Magdalena Jaltepec	992	669	1.48281	0.00193
Santa Magdalena Jicotlán	14	8	1.75000	0.00227
Magdalena Mixtepec	894	806	1.10918	0.00144
Magdalena Ocotlán	280	334	0.83832	0.00109
Magdalena Peñasco	1,836	1,114	1.64811	0.00214
Magdalena Teitipac	3,097	2,334	1.32691	0.00172
Magdalena Tequisistlán	1,340	853	1.57093	0.00204

M
A

4
8
A

Magdalena Tlacotepec	127	62	2.04839	0.00266
Magdalena Zahuatlán	122	99	1.23232	0.00160
Mariscala de Juárez	640	575	1.11304	0.00145
Mártires de Tacubaya	249	313	0.79553	0.00103
Mazatlán Villa de Flores	8,080	7,187	1.12425	0.00146
Miahuatlán de Porfirio Díaz	5,847	13,492	0.43337	0.00056
Mixistlán de la Reforma	1,207	704	1.71449	0.00223
Monjas	838	679	1.23417	0.00160
Natividad	31	22	1.40909	0.00183
Nazareno Etna	250	222	1.12613	0.00146
Nejapa de Madero	1,931	1,170	1.65043	0.00214
Ixpantepec Nieves	630	357	1.76471	0.00229
Santiago Niltepec	1,181	651	1.81413	0.00236
Oaxaca de Juárez	9,630	21,605	0.44573	0.00058
Ocotlán de Morelos	2,718	3,804	0.71451	0.00093
La Pe	1,305	887	1.47125	0.00191
Pinotepa de Don Luis	3,553	2,555	1.39061	0.00181
Pluma Hidalgo	902	942	0.95754	0.00124
San José del Progreso	2,947	2,182	1.35060	0.00175
Putla Villa de Guerrero	7,388	11,675	0.63281	0.00082
Santa Catarina Quijoquitani	169	85	1.98824	0.00258
Reforma de Pineda	481	299	1.60870	0.00209
La Reforma	905	786	1.15140	0.00150
Reyes Etna	358	314	1.14013	0.00148
Rojas de Cuauhtémoc	41	34	1.20588	0.00157
Salina Cruz	4,541	3,771	1.20419	0.00156
San Agustín Amatengo	534	319	1.67398	0.00217
San Agustín Atenango	631	404	1.56188	0.00203
San Agustín Chayuco	1,956	1,081	1.80944	0.00235
San Agustín de las Juntas	1,103	757	1.45707	0.00189
San Agustín Etna	222	107	2.07477	0.00269
San Agustín Loxicha	17,580	17,136	1.02591	0.00133
San Agustín Tlacotepec	453	336	1.34821	0.00175
San Agustín Yatareni	1,316	1,362	0.96623	0.00125
San Andrés Cabecera Nueva	1,630	1,069	1.52479	0.00198
San Andrés Dinicuiti	598	676	0.88462	0.00115
San Andrés Huaxpaltepec	1,957	1,558	1.25610	0.00163
San Andrés Huayápam	396	191	2.07330	0.00269
San Andrés Ixtlahuaca	332	226	1.46903	0.00191
San Andrés Lagunas	161	125	1.28800	0.00167
San Andrés Nuxiño	424	555	0.76396	0.00099
San Andrés Paxtlán	2,884	2,173	1.32720	0.00172
San Andrés Sinaxtla	54	52	1.03846	0.00135
San Andrés Solaga	441	344	1.28198	0.00166
San Andrés Teotilápam	2,881	1,874	1.53735	0.00200

M
1

8
R

San Andrés Tepetlapa	259	192	1.34896	0.00175
San Andrés Yaá	102	69	1.47826	0.00192
San Andrés Zabache	327	312	1.04808	0.00136
San Andrés Zautla	400	500	0.80000	0.00104
San Antonino Castillo Velasco	3,332	1,459	2.28376	0.00297
San Antonino el Alto	933	831	1.12274	0.00146
San Antonino Monte Verde	3,437	2,773	1.23945	0.00161
San Antonio Acutla	28	7	4.00000	0.00519
San Antonio de la Cal	1,558	3,347	0.46549	0.00060
San Antonio Huitepec	2,482	909	2.73047	0.00355
San Antonio Nanahuatípam	200	164	1.21951	0.00158
San Antonio Sinicahua	727	890	0.81685	0.00106
San Antonio Tepetlapa	2,076	2,485	0.83541	0.00108
San Baltazar Chichicápam	858	859	0.99884	0.00130
San Baltazar Loxicha	1,039	789	1.31686	0.00171
San Baltazar Yatzachi el Bajo	255	105	2.42857	0.00315
San Bartolo Coyotepec	467	769	0.60728	0.00079
San Bartolomé Ayautla	3,510	2,835	1.23810	0.00161
San Bartolomé Loxicha	961	607	1.58320	0.00206
San Bartolomé Quialana	736	577	1.27556	0.00166
San Bartolomé Yucuañe	235	287	0.81882	0.00106
San Bartolomé Zoogocho	76	136	0.55882	0.00073
San Bartolo Soyaltepec	211	52	4.05769	0.00527
San Bartolo Yautepec	145	86	1.68605	0.00219
San Bernardo Mixtepec	1,050	731	1.43639	0.00187
San Blas Atempa	3,281	3,755	0.87377	0.00113
San Carlos Yautepec	1,647	3,896	0.42274	0.00055
San Cristóbal Amatlán	3,215	1,761	1.82567	0.00237
San Cristóbal Amoltepec	289	495	0.58384	0.00076
San Cristóbal Lachirioag	228	119	1.91597	0.00249
San Cristóbal Suchixtlahuaca	28	23	1.21739	0.00158
San Dionisio del Mar	2,088	1,582	1.31985	0.00171
San Dionisio Ocotepec	1,423	5,715	0.24899	0.00032
San Dionisio Ocotlán	184	185	0.99459	0.00129
San Esteban Atlatlahuca	2,078	1,563	1.32949	0.00173
San Felipe Jalapa de Díaz	20,262	24,178	0.83803	0.00109
San Felipe Tejalápam	1,518	2,451	0.61934	0.00080
San Felipe Usila	6,467	6,993	0.92478	0.00120
San Francisco Cahuacuá	1,800	1,665	1.08108	0.00140
San Francisco Cajonos	77	75	1.02667	0.00133
San Francisco Chapulapa	1,299	1,071	1.21289	0.00157
San Francisco del Mar	3,090	1,715	1.80175	0.00234
San Francisco Huehuetlán	590	367	1.60763	0.00209
San Francisco Ixhuatán	2,593	1,592	1.62877	0.00211

M
A

E
Q

PR

San Francisco Jaltepetongo	241	277	0.87004	0.00113
San Francisco Lachigoló	480	496	0.96774	0.00126
San Francisco Logueche	1,294	1,162	1.11360	0.00145
San Francisco Nuxaño	71	51	1.39216	0.00181
San Francisco Ozolotepec	1,084	723	1.49931	0.00195
San Francisco Sola	605	645	0.93798	0.00122
San Francisco Telixtlahuaca	1,167	1,717	0.67967	0.00088
San Francisco Teopan	167	138	1.21014	0.00157
San Francisco Tlapancingo	1,374	1,402	0.98003	0.00127
San Gabriel Mixtepec	1,709	952	1.79517	0.00233
San Ildefonso Amatlán	1,149	715	1.60699	0.00209
San Ildefonso Sola	467	516	0.90504	0.00118
San Ildefonso Villa Alta	944	484	1.95041	0.00253
San Jacinto Amilpas	384	540	0.71111	0.00092
San Jacinto Tlacotepec	739	520	1.42115	0.00185
San Jerónimo Coatlán	2,763	2,357	1.17225	0.00152
San Jerónimo Silacayoapilla	282	156	1.80769	0.00235
San Jerónimo Sosola	835	545	1.53211	0.00199
San Jerónimo Taviche	896	931	0.96241	0.00125
San Jerónimo Tecóatl	841	743	1.13190	0.00147
San Jorge Nuchita	1,653	1,201	1.37635	0.00179
San José Ayuquila	357	353	1.01133	0.00131
San José Chiltepec	3,344	2,247	1.48821	0.00193
San José del Peñasco	737	418	1.76316	0.00229
San José Estancia Grande	262	167	1.56886	0.00204
San José Independencia	2,478	2,379	1.04161	0.00135
San José Lachiguirí	1,530	1,988	0.76962	0.00100
San José Tenango	14,022	13,320	1.05270	0.00137
San Juan Achiutla	142	63	2.25397	0.00293
San Juan Atepec	438	221	1.98190	0.00257
Ánimas Trujano	328	326	1.00613	0.00131
San Juan Bautista Atlatlhuca	694	400	1.73500	0.00225
San Juan Bautista Coixtlahuaca	812	609	1.33333	0.00173
San Juan Bautista Cuicatlán	2,546	1,727	1.47423	0.00191
San Juan Bautista Guelache	620	557	1.11311	0.00145
San Juan Bautista Jayacatlán	639	383	1.66841	0.00217
San Juan Bautista Lo de Soto	430	271	1.58672	0.00206
San Juan Bautista Suchitepec	115	77	1.49351	0.00194
San Juan Bautista Tlacoatzintepec	1,420	966	1.46998	0.00191
San Juan Bautista Tlachichilco	744	435	1.71034	0.00222

M
A

8
P

San Juan Bautista Tuxtepec	22,029	29,910	0.73651	0.00096
San Juan Cacahuatpec	3,354	2,273	1.47558	0.00192
San Juan Cieneguilla	137	78	1.75641	0.00228
San Juan Coatzacoatzam	1,331	875	1.52114	0.00198
San Juan Colorado	2,369	4,167	0.56851	0.00074
San Juan Comaltepec	2,062	1,720	1.19884	0.00156
San Juan Cotzocón	5,625	6,366	0.88360	0.00115
San Juan Chicomezúchil	38	35	1.08571	0.00141
San Juan Chilateca	103	57	1.80702	0.00235
San Juan del Estado	507	389	1.30334	0.00169
San Juan del Río	179	212	0.84434	0.00110
San Juan Diuxi	427	538	0.79368	0.00103
San Juan Evangelista Analco	81	39	2.07692	0.00270
San Juan Guelavía	1,057	589	1.79457	0.00233
San Juan Guichicovi	6,042	6,450	0.93674	0.00122
San Juan Ihuatpec	362	211	1.71564	0.00223
San Juan Juquila Mixes	1,481	1,086	1.36372	0.00177
San Juan Juquila Vijanos	837	563	1.48668	0.00193
San Juan Lachao	1,776	797	2.22836	0.00289
San Juan Lachigalla	1,933	1,425	1.35649	0.00176
San Juan Lajarcia	178	144	1.23611	0.00161
San Juan Lalana	10,562	11,703	0.90250	0.00117
San Juan de los Cués	916	606	1.51155	0.00196
San Juan Mazatlán	4,063	6,478	0.62720	0.00081
San Juan Mixtepec - Dto. 08	3,599	2,733	1.31687	0.00171
San Juan Mixtepec - Dto. 26	298	123	2.42276	0.00315
San Juan Numí	2,994	2,686	1.11467	0.00145
San Juan Ozolotepec	2,002	1,599	1.25203	0.00163
San Juan Petlapa	1,984	1,794	1.10591	0.00144
San Juan Quiahije	2,228	1,118	1.99284	0.00259
San Juan Quiotepec	763	433	1.76212	0.00229
San Juan Sayultepec	65	77	0.84416	0.00110
San Juan Tabaá	313	236	1.32627	0.00172
San Juan Tamazola	1,650	1,708	0.96604	0.00125
San Juan Teita	227	261	0.86973	0.00113
San Juan Teitipac	1,044	728	1.43407	0.00186
San Juan Tepeuxila	1,395	843	1.65480	0.00215
San Juan Teposcolula	298	247	1.20648	0.00157
San Juan Yaeé	517	235	2.20000	0.00286
San Juan Yatzona	123	82	1.50000	0.00195
San Juan Yucuita	82	62	1.32258	0.00172
San Lorenzo	3,067	2,435	1.25955	0.00164
San Lorenzo Albarradas	762	492	1.54878	0.00201
San Lorenzo Cacaotepec	843	1,750	0.48171	0.00063

M
T

8

R

San Lorenzo Cuaunecuiltitla	612	419	1.46062	0.00190
San Lorenzo Texmelúcan	6,301	5,557	1.13389	0.00147
San Lorenzo Victoria	233	206	1.13107	0.00147
San Lucas Camotlán	1,947	1,777	1.09567	0.00142
San Lucas Ojitlán	11,630	9,807	1.18589	0.00154
San Lucas Quiavini	572	541	1.05730	0.00137
San Lucas Zoquiápam	4,753	4,051	1.17329	0.00152
San Luis Amatlán	1,430	986	1.45030	0.00188
San Marcial Ozolotepec	1,153	436	2.64450	0.00343
San Marcos Arteaga	324	226	1.43363	0.00186
San Martín de los Cansecos	285	255	1.11765	0.00145
San Martín Huamelúlpam	341	194	1.75773	0.00228
San Martín Itunyoso	1,754	2,122	0.82658	0.00107
San Martín Lachilá	377	304	1.24013	0.00161
San Martín Peras	9,770	8,693	1.12389	0.00146
San Martín Tilcajete	224	219	1.02283	0.00133
San Martín Toxpalan	1,588	1,156	1.37370	0.00178
San Martín Zacatepec	382	394	0.96954	0.00126
San Mateo Cajonos	321	132	2.43182	0.00316
Capulálpam de Méndez	38	42	0.90476	0.00117
San Mateo del Mar	9,774	7,691	1.27084	0.00165
San Mateo Yoloxochitlán	1,907	1,801	1.05886	0.00137
San Mateo Etlatongo	229	225	1.01778	0.00132
San Mateo Nejápam	591	499	1.18437	0.00154
San Mateo Peñasco	1,214	1,009	1.20317	0.00156
San Mateo Piñas	909	927	0.98058	0.00127
San Mateo Río Hondo	1,191	739	1.61164	0.00209
San Mateo Sindihui	1,032	915	1.12787	0.00146
San Mateo Tlapiltepec	51	41	1.24390	0.00162
San Melchor Betaza	453	344	1.31686	0.00171
San Miguel Achiutla	320	276	1.15942	0.00151
San Miguel Ahuehuetitlán	1,661	1,071	1.55089	0.00201
San Miguel Aloápam	816	678	1.20354	0.00156
San Miguel Amatitlán	3,895	1,508	2.58289	0.00335
San Miguel Amatlán	142	65	2.18462	0.00284
San Miguel Coatlán	1,270	1,275	0.99608	0.00129
San Miguel Chichahua	1,142	730	1.56438	0.00203
San Miguel Chimalapa	2,195	1,882	1.16631	0.00151
San Miguel del Puerto	2,802	689	4.06676	0.00528
San Miguel del Río	44	42	1.04762	0.00136
San Miguel Ejutla	150	174	0.86207	0.00112
San Miguel el Grande	1,189	772	1.54016	0.00200
San Miguel Huautla	690	681	1.01322	0.00132
San Miguel Mixtepec	1,918	2,327	0.82424	0.00107
San Miguel Panixtlahuaca	3,576	3,372	1.06050	0.00138

San Miguel Peras	2,350	2,321	1.01249	0.00131
San Miguel Piedras	768	662	1.16012	0.00151
San Miguel Quetzaltepec	5,140	3,091	1.66289	0.00216
San Miguel Santa Flor	388	166	2.33735	0.00304
Villa Sola de Vega	1,864	6,368	0.29271	0.00038
San Miguel Soyaltepec	10,278	13,987	0.73483	0.00095
San Miguel Suchixtepec	981	967	1.01448	0.00132
Villa Talea de Castro	515	392	1.31378	0.00171
San Miguel Tecomatlán	68	28	2.42857	0.00315
San Miguel Tenango	203	100	2.03000	0.00264
San Miguel Tequixtepec	237	160	1.48125	0.00192
San Miguel Tilquiápam	2,156	2,168	0.99446	0.00129
San Miguel Tlacamama	1,007	649	1.55162	0.00201
San Miguel Tlacotepec	1,132	744	1.52151	0.00198
San Miguel Tulancingo	65	34	1.91176	0.00248
San Miguel Yotao	271	347	0.78098	0.00101
San Nicolás	203	292	0.69521	0.00090
San Nicolás Hidalgo	305	207	1.47343	0.00191
San Pablo Coatlán	2,162	1,307	1.65417	0.00215
San Pablo Cuatro Venados	724	894	0.80984	0.00105
San Pablo Etla	714	560	1.27500	0.00166
San Pablo Huitzo	840	623	1.34831	0.00175
San Pablo Huixtepec	1,673	1,258	1.32989	0.00173
San Pablo Macuiltianguis	349	161	2.16770	0.00281
San Pablo Tijaltepec	1,277	1,430	0.89301	0.00116
San Pablo Villa de Mitla	1,906	2,651	0.71897	0.00093
San Pablo Yaganiza	249	223	1.11659	0.00145
San Pedro Amuzgos	3,439	2,874	1.19659	0.00155
San Pedro Apóstol	236	245	0.96327	0.00125
San Pedro Atoyac	2,896	1,827	1.58511	0.00206
San Pedro Cajonos	227	198	1.14646	0.00149
San Pedro Coxcaltepec Cántaros	421	226	1.86283	0.00242
San Pedro Comitancillo	266	157	1.69427	0.00220
San Pedro el Alto	2,073	1,922	1.07856	0.00140
San Pedro Huamelula	2,371	711	3.33474	0.00433
San Pedro Huilotepec	1,008	722	1.39612	0.00181
San Pedro Ixcatlán	2,339	4,932	0.47425	0.00062
San Pedro Ixtlahuaca	1,514	2,509	0.60343	0.00078
San Pedro Jaltepetongo	370	266	1.39098	0.00181
San Pedro Jicayán	3,326	5,844	0.56913	0.00074
San Pedro Jocotipac	413	208	1.98558	0.00258
San Pedro Juchatengo	248	306	0.81046	0.00105
San Pedro Mártir	797	433	1.84065	0.00239
San Pedro Mártir Quiechapa	154	301	0.51163	0.00066

M
d
R
P

San Pedro Mártir Yucuxaco	411	485	0.84742	0.00110
San Pedro Mixtepec - Dto. 22	5,602	5,114	1.09542	0.00142
San Pedro Mixtepec - Dto. 26	490	277	1.76895	0.00230
San Pedro Molinos	284	209	1.35885	0.00176
San Pedro Nopala	302	368	0.82065	0.00107
San Pedro Ocopetatlillo	528	393	1.34351	0.00174
San Pedro Ocotepec	1,027	712	1.44242	0.00187
San Pedro Pochutla	8,419	6,342	1.32750	0.00172
San Pedro Quiatoni	6,640	6,018	1.10336	0.00143
San Pedro Sochiápam	3,685	2,829	1.30258	0.00169
San Pedro Tapanatepec	3,715	2,236	1.66145	0.00216
San Pedro Taviche	914	741	1.23347	0.00160
San Pedro Teozacoalco	728	515	1.41359	0.00184
San Pedro Teutila	2,205	1,984	1.11139	0.00144
San Pedro Tidaá	370	328	1.12805	0.00146
San Pedro Topiltepec	95	69	1.37681	0.00179
San Pedro Totolápam	247	230	1.07391	0.00139
Villa de Tututepec de Melchor Ocampo	11,588	7,535	1.53789	0.00200
San Pedro Yaneri	339	277	1.22383	0.00159
San Pedro Yólox	645	204	3.16176	0.00411
San Pedro y San Pablo Ayutla	2,446	1,957	1.24987	0.00162
Villa de Etla	1,010	913	1.10624	0.00144
San Pedro y San Pablo Teposcolula	662	322	2.05590	0.00267
San Pedro y San Pablo Tequixtepec	574	427	1.34426	0.00175
San Pedro Yucunama	49	36	1.36111	0.00177
San Raymundo Jalpan	170	119	1.42857	0.00185
San Sebastián Abasolo	312	303	1.02970	0.00134
San Sebastián Coatlán	1,051	1,036	1.01448	0.00132
San Sebastián Ixcapa	1,279	766	1.66971	0.00217
San Sebastián Nicananduta	939	629	1.49285	0.00194
San Sebastián Río Hondo	1,374	1,658	0.82871	0.00108
San Sebastián Tecomaxtlahuaca	3,555	1,928	1.84388	0.00239
San Sebastián Teitipac	364	291	1.25086	0.00162
San Sebastián Tutla	254	401	0.63342	0.00082
San Simón Almolongas	899	718	1.25209	0.00163
San Simón Zahuatlán	3,038	4,168	0.72889	0.00095
Santa Ana	636	741	0.85830	0.00111
Santa Ana Ateixtlahuaca	254	375	0.67733	0.00088
Santa Ana Cuauhtémoc	398	255	1.56078	0.00203
Santa Ana del Valle	431	515	0.83689	0.00109
Santa Ana Tavela	286	237	1.20675	0.00157
Santa Ana Tlapacoyan	576	394	1.46193	0.00190
Santa Ana Yareni	375	215	1.74419	0.00226

Santa Ana Zegache	1,660	921	1.80239	0.00234
Santa Catalina Quieri	527	315	1.67302	0.00217
Santa Catarina Cuixtla	313	216	1.44907	0.00188
Santa Catarina Ixtepeji	475	495	0.95960	0.00125
Santa Catarina Juquila	2,371	3,640	0.65137	0.00085
Santa Catarina Lachatao	299	97	3.08247	0.00400
Santa Catarina Loxicha	2,210	1,957	1.12928	0.00147
Santa Catarina Mechoacán	2,617	2,240	1.16830	0.00152
Santa Catarina Minas	563	336	1.67560	0.00218
Santa Catarina Quiané	184	148	1.24324	0.00161
Santa Catarina Tayata	87	134	0.64925	0.00084
Santa Catarina Ticuá	416	392	1.06122	0.00138
Santa Catarina Yosonotú	775	298	2.60067	0.00338
Santa Catarina Zapoquila	160	180	0.88889	0.00115
Santa Cruz Acatepec	1,015	914	1.11050	0.00144
Santa Cruz Amilpas	689	786	0.87659	0.00114
Santa Cruz de Bravo	75	53	1.41509	0.00184
Santa Cruz Itundujia	2,310	4,052	0.57009	0.00074
Santa Cruz Mixtepec	1,389	1,295	1.07259	0.00139
Santa Cruz Nundaco	1,265	1,216	1.04030	0.00135
Santa Cruz Papalutla	433	255	1.69804	0.00220
Santa Cruz Tacache de Mina	566	359	1.57660	0.00205
Santa Cruz Tacahua	376	312	1.20513	0.00156
Santa Cruz Tayata	375	211	1.77725	0.00231
Santa Cruz Xitla	2,913	2,019	1.44279	0.00187
Santa Cruz Xoxocotlán	7,892	14,538	0.54285	0.00070
Santa Cruz Zenzontepec	12,738	10,245	1.24334	0.00161
Santa Gertrudis	508	387	1.31266	0.00170
Santa Inés del Monte	1,280	1,451	0.88215	0.00115
Santa Inés Yatzeche	656	158	4.15190	0.00539
Santa Lucía del Camino	1,501	1,920	0.78177	0.00102
Santa Lucía Miahuatlán	1,665	2,463	0.67600	0.00088
Santa Lucía Monteverde	4,594	3,548	1.29481	0.00168
Santa Lucía Ocotlán	2,008	1,438	1.39638	0.00181
Santa María Alotepec	962	541	1.77819	0.00231
Santa María Apazco	731	794	0.92065	0.00120
Santa María la Asunción	2,044	2,039	1.00245	0.00130
Heroica Ciudad de Tlaxiaco	4,520	7,190	0.62865	0.00082
Ayoquezco de Aldama	1,777	998	1.78056	0.00231
Santa María Atzompa	2,795	5,869	0.47623	0.00062
Santa María Camotlán	287	192	1.49479	0.00194
Santa María Colotepec	3,615	2,495	1.44890	0.00188
Santa María Cortijo	367	324	1.13272	0.00147
Santa María Coyotepec	177	345	0.51304	0.00067
Santa María Chachoápam	114	48	2.37500	0.00308

M
R

✓

8

✓

Villa de Chilapa de Díaz	602	247	2.43725	0.00316
Santa María Chilchotla	13,963	13,310	1.04906	0.00136
Santa María del Rosario	73	138	0.52899	0.00069
Santa María del Tule	471	285	1.65263	0.00215
Santa María Ecatepec	948	619	1.53150	0.00199
Santa María Guelacé	135	139	0.97122	0.00126
Santa María Guienagati	1,953	1,063	1.83725	0.00239
Santa María Huatulco	3,603	4,811	0.74891	0.00097
Santa María Huazolotitlán	3,320	2,133	1.55649	0.00202
Santa María Ipalapa	2,174	1,469	1.47992	0.00192
Santa María Ixcatlán	158	290	0.54483	0.00071
Santa María Jacatepec	2,745	2,813	0.97583	0.00127
Santa María Jalapa del Marqués	1,731	1,120	1.54554	0.00201
Santa María Jaltianguis	96	54	1.77778	0.00231
Santa María Lachixio	888	607	1.46293	0.00190
Santa María Mixtequilla	887	368	2.41033	0.00313
Santa María Nativitas	202	168	1.20238	0.00156
Santa María Nduayaco	216	158	1.36709	0.00178
Santa María Ozolotepec	2,299	1,981	1.16052	0.00151
Santa María Pápalo	1,441	818	1.76161	0.00229
Santa María Peñoles	6,043	5,669	1.06597	0.00138
Santa María Quiérolani	1,139	941	1.21041	0.00157
Santa María Sola	977	675	1.44741	0.00188
Santa María Tataltepec	211	91	2.31868	0.00301
Santa María Tecomavaca	456	290	1.57241	0.00204
Santa María Temascalapa	329	105	3.13333	0.00407
Santa María Temascaltepec	1,357	1,282	1.05850	0.00137
Santa María Teopoxco	1,692	1,403	1.20599	0.00157
Santa María Tepantlali	1,455	1,189	1.22372	0.00159
Santa María Texcatitlán	587	274	2.14234	0.00278
Santa María Tlahuilottepec	3,625	4,185	0.86619	0.00112
Santa María Tlalixtac	851	703	1.21053	0.00157
Santa María Tonameca	6,905	4,695	1.47071	0.00191
Santa María Totolapilla	154	83	1.85542	0.00241
Santa María Xadani	3,527	2,911	1.21161	0.00157
Santa María Yalina	50	12	4.16667	0.00541
Santa María Yavesía	140	27	5.18519	0.00673
Santa María Yolotepec	127	222	0.57207	0.00074
Santa María Yosoyúa	876	356	2.46067	0.00320
Santa María Yucuhiti	4,712	2,323	2.02841	0.00263
Santa María Zacatepec	3,229	6,426	0.50249	0.00065
Santa María Zaniza	1,782	1,672	1.06579	0.00138
Santa María Zoquitlán	1,105	771	1.43320	0.00186
Santiago Amoltepec	10,874	11,705	0.92900	0.00121
Santiago Apoala	469	399	1.17544	0.00153

M
A

4

8

PR

Santiago Apóstol	2,691	2,194	1.22653	0.00159
Santiago Astata	758	489	1.55010	0.00201
Santiago Atitlán	1,390	1,675	0.82985	0.00108
Santiago Ayuquillilla	1,302	1,103	1.18042	0.00153
Santiago Cacaloxtepec	359	281	1.27758	0.00166
Santiago Camotlán	2,092	1,564	1.33760	0.00174
Santiago Comaltepec	242	101	2.39604	0.00311
Santiago Chazumba	963	732	1.31557	0.00171
Santiago Choápam	3,149	3,081	1.02207	0.00133
Santiago del Río	334	182	1.83516	0.00238
Santiago Huajolotitlán	659	578	1.14014	0.00148
Santiago Huaucuililla	240	118	2.03390	0.00264
Santiago Ihuitlán Plumas	116	100	1.16000	0.00151
Santiago Ixcuintepec	696	465	1.49677	0.00194
Santiago Ixtayutla	10,544	10,074	1.04665	0.00136
Santiago Jamiltepec	3,557	5,398	0.65895	0.00086
Santiago Jocotepec	3,606	7,898	0.45657	0.00059
Santiago Juxtlahuaca	6,317	14,797	0.42691	0.00055
Santiago Lachiguiri	1,783	852	2.09272	0.00272
Santiago Lalopa	128	62	2.06452	0.00268
Santiago Laollaga	733	320	2.29063	0.00297
Santiago Laxopa	382	149	2.56376	0.00333
Santiago Llano Grande	750	561	1.33690	0.00174
Santiago Matatlán	2,488	3,461	0.71887	0.00093
Santiago Miltepec	116	49	2.36735	0.00307
Santiago Minas	664	293	2.26621	0.00294
Santiago Nacaltepec	579	478	1.21130	0.00157
Santiago Nejapilla	60	67	0.89552	0.00116
Santiago Nundiche	440	756	0.58201	0.00076
Santiago Nuyoó	1,574	504	3.12302	0.00406
Santiago Pinotepa Nacional	12,493	10,194	1.22552	0.00159
Santiago Suchilquitongo	1,546	3,532	0.43771	0.00057
Santiago Tamazola	1,438	955	1.50576	0.00196
Santiago Tapextla	1,412	1,329	1.06245	0.00138
Villa Tejúpam de la Unión	564	256	2.20313	0.00286
Santiago Tenango	503	621	0.80998	0.00105
Santiago Tepetlapa	26	23	1.13043	0.00147
Santiago Tetepec	2,082	1,605	1.29720	0.00168
Santiago Texcalcingo	1,604	1,338	1.19880	0.00156
Santiago Textitlán	2,550	2,291	1.11305	0.00145
Santiago Tilantongo	1,355	1,152	1.17622	0.00153
Santiago Tillo	94	78	1.20513	0.00156
Santiago Tlazoyaltepec	3,278	3,708	0.88403	0.00115
Santiago Xanica	1,840	1,583	1.16235	0.00151
Santiago Xiacuí	198	172	1.15116	0.00149
Santiago Yaitepec	2,995	2,806	1.06736	0.00139

M
1

4
Q
A

Santiago Yaveo	1,764	2,228	0.79174	0.00103
Santiago Yolomécatl	162	143	1.13287	0.00147
Santiago Yosondúa	2,960	2,108	1.40417	0.00182
Santiago Yucuyachi	205	150	1.36667	0.00177
Santiago Zacatepec	3,071	3,036	1.01153	0.00131
Santiago Zochila	28	53	0.52830	0.00069
Nuevo Zoquiápam	514	309	1.66343	0.00216
Santo Domingo Ingenio	1,106	820	1.34878	0.00175
Santo Domingo Albarradas	184	244	0.75410	0.00098
Santo Domingo Armenta	1,368	1,125	1.21600	0.00158
Santo Domingo Chihuitán	197	73	2.69863	0.00350
Santo Domingo de Morelos	6,910	5,491	1.25842	0.00163
Santo Domingo Ixcatlán	250	197	1.26904	0.00165
Santo Domingo Nuxaá	1,718	1,606	1.06974	0.00139
Santo Domingo Ozolotepec	546	443	1.23251	0.00160
Santo Domingo Petapa	3,603	1,927	1.86975	0.00243
Santo Domingo Roayaga	693	574	1.20732	0.00157
Santo Domingo Tehuantepec	6,367	9,019	0.70595	0.00092
Santo Domingo Tejomulco	1,979	1,345	1.47138	0.00191
Santo Domingo Tepuxtepec	2,700	2,629	1.02701	0.00133
Santo Domingo Tlatayápam	34	35	0.97143	0.00126
Santo Domingo Tomaltepec	355	529	0.67108	0.00087
Santo Domingo Tonalá	1,490	778	1.91517	0.00249
Santo Domingo Tonaltepec	116	99	1.17172	0.00152
Santo Domingo Xagacía	571	455	1.25495	0.00163
Santo Domingo Yanhuatlán	441	181	2.43646	0.00316
Santo Domingo Yodohino	109	123	0.88618	0.00115
Santo Domingo Zanatepec	2,106	1,456	1.44643	0.00188
Santos Reyes Nopala	4,204	3,113	1.35047	0.00175
Santos Reyes Pápalo	1,796	1,453	1.23606	0.00161
Santos Reyes Tepejillo	526	284	1.85211	0.00240
Santos Reyes Yucuná	1,387	610	2.27377	0.00295
Santo Tomás Jalieza	1,426	937	1.52188	0.00198
Santo Tomás Mazaltepec	497	596	0.83389	0.00108
Santo Tomás Ocotepec	1,852	2,264	0.81802	0.00106
Santo Tomás Tamazulapan	591	445	1.32809	0.00172
San Vicente Coatlán	2,509	1,831	1.37029	0.00178
San Vicente Lachixío	1,894	2,049	0.92435	0.00120
San Vicente Nuñú	105	48	2.18750	0.00284
Silacayoápam	1,745	1,527	1.14276	0.00148
Sitio de Xitlapehua	203	156	1.30128	0.00169
Soledad Etla	968	485	1.99588	0.00259

Villa de Tamazulápam del Progreso	1,296	960	1.35000	0.00175
Tanetze de Zaragoza	604	260	2.32308	0.00302
Taniche	260	213	1.22066	0.00159
Tataltepec de Valdés	3,845	3,725	1.03221	0.00134
Teococuilco de Marcos Pérez	305	346	0.88150	0.00114
Teotitlán de Flores Magón	1,783	1,363	1.30814	0.00170
Teotitlán del Valle	1,672	1,392	1.20115	0.00156
Teotongo	232	87	2.66667	0.00346
Tepelmeme Villa de Morelos	361	524	0.68893	0.00089
Tezoatlán de Segura y Luna	2,168	3,270	0.66300	0.00086
San Jerónimo Tlacochahuaya	1,438	661	2.17549	0.00282
Tlacolula de Matamoros	2,387	2,846	0.83872	0.00109
Tlacotepec Plumas	187	99	1.88889	0.00245
Tlalixtac de Cabrera	1,384	1,877	0.73735	0.00096
Totontepec Villa de Morelos	3,039	2,477	1.22689	0.00159
Trinidad Zaachila	687	613	1.12072	0.00146
La Trinidad Vista Hermosa	58	37	1.56757	0.00204
Unión Hidalgo	1,622	1,830	0.88634	0.00115
Valerio Trujano	407	228	1.78509	0.00232
San Juan Bautista Valle Nacional	4,202	4,903	0.85703	0.00111
Villa Díaz Ordaz	3,043	2,699	1.12745	0.00146
Yaxe	1,563	858	1.82168	0.00237
Magdalena Yodocono de Porfirio Díaz	255	344	0.74128	0.00096
Yogana	527	386	1.36528	0.00177
Yutanduchi de Guerrero	820	596	1.37584	0.00179
Villa de Zaachila	5,763	8,778	0.65653	0.00085
San Mateo Yucutindó	1,644	1,080	1.52222	0.00198
Zapotitlán Lagunas	1,597	1,147	1.39233	0.00181
Zapotitlán Palmas	483	261	1.85057	0.00240
Santa Inés de Zaragoza	480	260	1.84615	0.00240
Zimatlán de Álvarez	2,562	3,871	0.66184	0.00086
TOTAL	997,054	990,723	770.12530	1.00000

Paso 5. Obtener la asignación monetaria para cada demarcación territorial por el concepto $e_{i,t}$:

Municipio	(8) $\Delta F_{2013,t}$	(12) $e_{i,t}$	(13) Asignación $e_{i,t}$
Abejones	\$2,704,505,580.01	0.00287	\$1,552,754.73
Acatlán de Pérez Figueroa	\$2,704,505,580.01	0.00125	\$677,897.86
Asunción Cacalotepec	\$2,704,505,580.01	0.00110	\$595,215.84
Asunción Cuyotepeji	\$2,704,505,580.01	0.00162	\$878,946.72
Asunción Ixtaltepec	\$2,704,505,580.01	0.00288	\$1,556,989.82
Asunción Nochixtlán	\$2,704,505,580.01	0.00058	\$311,102.57

Asunción Ocotlán	\$2,704,505,580.01	0.00226	\$1,221,641.27
Asunción Tlacolulita	\$2,704,505,580.01	0.00169	\$914,694.48
Ayotzintepec	\$2,704,505,580.01	0.00183	\$990,256.83
El Barrio de la Soledad	\$2,704,505,580.01	0.00157	\$849,115.37
Calihualá	\$2,704,505,580.01	0.00146	\$788,720.18
Candelaria Loxicha	\$2,704,505,580.01	0.00148	\$802,952.00
Ciénega de Zimatlán	\$2,704,505,580.01	0.00293	\$1,582,227.59
Ciudad Ixtepec	\$2,704,505,580.01	0.00219	\$1,187,205.99
Coatecas Altas	\$2,704,505,580.01	0.00132	\$715,866.51
Coicoyán de las Flores	\$2,704,505,580.01	0.00140	\$757,095.20
La Compañía	\$2,704,505,580.01	0.00177	\$957,376.33
Concepción Buenavista	\$2,704,505,580.01	0.00199	\$1,075,112.76
Concepción Pápalo	\$2,704,505,580.01	0.00144	\$776,947.56
Constancia del Rosario	\$2,704,505,580.01	0.00129	\$699,994.40
Cosolapa	\$2,704,505,580.01	0.00139	\$749,625.17
Cosoltepec	\$2,704,505,580.01	0.00159	\$862,149.67
Cuilápam de Guerrero	\$2,704,505,580.01	0.00060	\$324,535.49
Cuyamecalco Villa de Zaragoza	\$2,704,505,580.01	0.00167	\$904,328.22
Chahuites	\$2,704,505,580.01	0.00129	\$699,248.30
Chalcatongo de Hidalgo	\$2,704,505,580.01	0.00183	\$990,154.78
Chiquihuitlán de Benito Juárez	\$2,704,505,580.01	0.00181	\$981,495.65
Heroica Ciudad de Ejutla de Crespo	\$2,704,505,580.01	0.00075	\$403,815.69
Eloxochitlán de Flores Magón	\$2,704,505,580.01	0.00168	\$906,375.28
El Espinal	\$2,704,505,580.01	0.00217	\$1,174,034.06
Tamazulápam del Espíritu Santo	\$2,704,505,580.01	0.00132	\$711,351.28
Fresnillo de Trujano	\$2,704,505,580.01	0.00253	\$1,367,022.05
Guadalupe Etla	\$2,704,505,580.01	0.00138	\$748,036.29
Guadalupe de Ramírez	\$2,704,505,580.01	0.00206	\$1,115,504.50
Guelatao de Juárez	\$2,704,505,580.01	0.00853	\$4,615,473.66
Guevea de Humboldt	\$2,704,505,580.01	0.00314	\$1,699,471.60
Mesones Hidalgo	\$2,704,505,580.01	0.00168	\$910,213.21
Villa Hidalgo	\$2,704,505,580.01	0.00230	\$1,243,636.03
Heroica Ciudad de Huajuapam de León	\$2,704,505,580.01	0.00126	\$682,408.07
Huauteppec	\$2,704,505,580.01	0.00135	\$730,542.35
Huautla de Jiménez	\$2,704,505,580.01	0.00055	\$297,766.13
Ixtlán de Juárez	\$2,704,505,580.01	0.00308	\$1,665,827.58
Heroica Ciudad de Juchitán de Zaragoza	\$2,704,505,580.01	0.00068	\$368,485.62
Loma Bonita	\$2,704,505,580.01	0.00109	\$591,326.97
Magdalena Apasco	\$2,704,505,580.01	0.00401	\$2,167,531.69
Magdalena Jaltepec	\$2,704,505,580.01	0.00193	\$1,041,458.67
Santa Magdalena Jicotlán	\$2,704,505,580.01	0.00227	\$1,229,120.70
Magdalena Mixtepec	\$2,704,505,580.01	0.00144	\$779,038.57
Magdalena Ocotlán	\$2,704,505,580.01	0.00109	\$588,800.34
Magdalena Peñasco	\$2,704,505,580.01	0.00214	\$1,157,561.23
Magdalena Teitipac	\$2,704,505,580.01	0.00172	\$931,959.07
Magdalena Tequisistlán	\$2,704,505,580.01	0.00204	\$1,103,347.34

Magdalena Tlacotepec	\$2,704,505,580.01	0.00266	\$1,438,694.28
Magdalena Zahuatlán	\$2,704,505,580.01	0.00160	\$865,528.00
Mariscala de Juárez	\$2,704,505,580.01	0.00145	\$781,751.30
Mártires de Tacubaya	\$2,704,505,580.01	0.00103	\$558,742.23
Mazatlán Villa de Flores	\$2,704,505,580.01	0.00146	\$789,623.75
Miahuatlán de Porfirio Díaz	\$2,704,505,580.01	0.00056	\$304,377.99
Mixistlán de la Reforma	\$2,704,505,580.01	0.00223	\$1,204,179.13
Monjas	\$2,704,505,580.01	0.00160	\$866,823.61
Natividad	\$2,704,505,580.01	0.00183	\$989,681.61
Nazareno Etla	\$2,704,505,580.01	0.00146	\$790,939.96
Nejapa de Madero	\$2,704,505,580.01	0.00214	\$1,159,185.39
Ixpantepec Nieves	\$2,704,505,580.01	0.00229	\$1,239,449.45
Santiago Niltepec	\$2,704,505,580.01	0.00236	\$1,274,164.19
Oaxaca de Juárez	\$2,704,505,580.01	0.00058	\$313,060.66
Ocotlán de Morelos	\$2,704,505,580.01	0.00093	\$501,840.18
La Pe	\$2,704,505,580.01	0.00191	\$1,033,340.32
Pinotepa de Don Luis	\$2,704,505,580.01	0.00181	\$976,699.10
Pluma Hidalgo	\$2,704,505,580.01	0.00124	\$672,530.71
San José del Progreso	\$2,704,505,580.01	0.00175	\$948,597.28
Putla Villa de Guerrero	\$2,704,505,580.01	0.00082	\$444,453.66
Santa Catarina Quioquitani	\$2,704,505,580.01	0.00258	\$1,396,446.38
Reforma de Pineda	\$2,704,505,580.01	0.00209	\$1,129,874.93
La Reforma	\$2,704,505,580.01	0.00150	\$808,690.83
Reyes Etla	\$2,704,505,580.01	0.00148	\$800,773.82
Rojas de Cuauhtémoc	\$2,704,505,580.01	0.00157	\$846,957.12
Salina Cruz	\$2,704,505,580.01	0.00156	\$845,768.40
San Agustín Amatengo	\$2,704,505,580.01	0.00217	\$1,175,728.54
San Agustín Atenango	\$2,704,505,580.01	0.00203	\$1,096,994.57
San Agustín Chayuco	\$2,704,505,580.01	0.00235	\$1,270,865.65
San Agustín de las Juntas	\$2,704,505,580.01	0.00189	\$1,023,378.10
San Agustín Etla	\$2,704,505,580.01	0.00269	\$1,457,221.88
San Agustín Loxicha	\$2,704,505,580.01	0.00133	\$720,552.95
San Agustín Tlacotepec	\$2,704,505,580.01	0.00175	\$946,924.62
San Agustín Yatareni	\$2,704,505,580.01	0.00125	\$678,633.46
San Andrés Cabecera Nueva	\$2,704,505,580.01	0.00198	\$1,070,943.07
San Andrés Dinicuiti	\$2,704,505,580.01	0.00115	\$621,313.76
San Andrés Huaxpaltepec	\$2,704,505,580.01	0.00163	\$882,226.01
San Andrés Huayápam	\$2,704,505,580.01	0.00269	\$1,456,190.87
San Andrés Ixtlahuaca	\$2,704,505,580.01	0.00191	\$1,031,777.68
San Andrés Lagunas	\$2,704,505,580.01	0.00167	\$904,632.84
San Andrés Nuxiño	\$2,704,505,580.01	0.00099	\$536,573.67
San Andrés Paxtlán	\$2,704,505,580.01	0.00172	\$932,163.33
San Andrés Sinaxtla	\$2,704,505,580.01	0.00135	\$729,368.33
San Andrés Solaga	\$2,704,505,580.01	0.00166	\$900,402.38
San Andrés Teotilápam	\$2,704,505,580.01	0.00200	\$1,079,767.27
San Andrés Tepetlapa	\$2,704,505,580.01	0.00175	\$947,447.21

San Andrés Yaá	\$2,704,505,580.01	0.00192	\$1,038,263.45
San Andrés Zabache	\$2,704,505,580.01	0.00136	\$736,121.74
San Andrés Zautla	\$2,704,505,580.01	0.00104	\$561,883.75
San Antonino Castillo Velasco	\$2,704,505,580.01	0.00297	\$1,604,006.73
San Antonino el Alto	\$2,704,505,580.01	0.00146	\$788,564.29
San Antonino Monte Verde	\$2,704,505,580.01	0.00161	\$870,534.82
San Antonio Acutla	\$2,704,505,580.01	0.00519	\$2,809,418.75
San Antonio de la Cal	\$2,704,505,580.01	0.00060	\$326,940.13
San Antonio Huitepec	\$2,704,505,580.01	0.00355	\$1,917,760.54
San Antonio Nanahuatípam	\$2,704,505,580.01	0.00158	\$856,530.11
San Antonio Sinicahua	\$2,704,505,580.01	0.00106	\$573,721.19
San Antonio Tepetlapa	\$2,704,505,580.01	0.00108	\$586,755.87
San Baltazar Chichicápam	\$2,704,505,580.01	0.00130	\$701,537.05
San Baltazar Loxicha	\$2,704,505,580.01	0.00171	\$924,900.53
San Baltazar Yatzachi el Bajo	\$2,704,505,580.01	0.00315	\$1,705,718.53
San Bartolo Coyotepec	\$2,704,505,580.01	0.00079	\$426,527.49
San Bartolomé Ayautla	\$2,704,505,580.01	0.00161	\$869,581.99
San Bartolomé Loxicha	\$2,704,505,580.01	0.00206	\$1,111,965.16
San Bartolomé Quialana	\$2,704,505,580.01	0.00166	\$895,897.83
San Bartolomé Yucuañe	\$2,704,505,580.01	0.00106	\$575,098.79
San Bartolomé Zoogocho	\$2,704,505,580.01	0.00073	\$392,492.33
San Bartolo Soyaltepec	\$2,704,505,580.01	0.00527	\$2,849,939.21
San Bartolo Yautepec	\$2,704,505,580.01	0.00219	\$1,184,202.67
San Bernardo Mixtepec	\$2,704,505,580.01	0.00187	\$1,008,854.20
San Blas Atempa	\$2,704,505,580.01	0.00113	\$613,695.27
San Carlos Yautepec	\$2,704,505,580.01	0.00055	\$296,914.31
San Cristóbal Amatlán	\$2,704,505,580.01	0.00237	\$1,282,265.94
San Cristóbal Amoltepec	\$2,704,505,580.01	0.00076	\$410,061.63
San Cristóbal Lachirioag	\$2,704,505,580.01	0.00249	\$1,345,687.97
San Cristóbal Suchixtlahuaca	\$2,704,505,580.01	0.00158	\$855,040.49
San Dionisio del Mar	\$2,704,505,580.01	0.00171	\$927,001.64
San Dionisio Ocotepec	\$2,704,505,580.01	0.00032	\$174,882.02
San Dionisio Ocotlán	\$2,704,505,580.01	0.00129	\$698,558.18
San Esteban Atlatlahuca	\$2,704,505,580.01	0.00173	\$933,776.74
San Felipe Jalapa de Díaz	\$2,704,505,580.01	0.00109	\$588,597.51
San Felipe Tejalápam	\$2,704,505,580.01	0.00080	\$434,995.68
San Felipe Usila	\$2,704,505,580.01	0.00120	\$649,524.92
San Francisco Cahuacuá	\$2,704,505,580.01	0.00140	\$759,302.37
San Francisco Cajonos	\$2,704,505,580.01	0.00133	\$721,084.15
San Francisco Chapulapa	\$2,704,505,580.01	0.00157	\$851,875.57
San Francisco del Mar	\$2,704,505,580.01	0.00234	\$1,265,467.05
San Francisco Huehuettlán	\$2,704,505,580.01	0.00209	\$1,129,126.06
San Francisco Ixhuatán	\$2,704,505,580.01	0.00211	\$1,143,973.43
San Francisco Jaltepetongo	\$2,704,505,580.01	0.00113	\$611,073.93
San Francisco Lachigoló	\$2,704,505,580.01	0.00126	\$679,698.08
San Francisco Logueche	\$2,704,505,580.01	0.00145	\$782,140.25

San Francisco Nuxaño	\$2,704,505,580.01	0.00181	\$977,787.90
San Francisco Ozolotepec	\$2,704,505,580.01	0.00195	\$1,053,046.31
San Francisco Sola	\$2,704,505,580.01	0.00122	\$658,797.81
San Francisco Teixtlahuaca	\$2,704,505,580.01	0.00088	\$477,372.11
San Francisco Teopan	\$2,704,505,580.01	0.00157	\$849,950.96
San Francisco Tlapancingo	\$2,704,505,580.01	0.00127	\$688,327.63
San Gabriel Mixtepec	\$2,704,505,580.01	0.00233	\$1,260,844.71
San Ildefonso Amatlán	\$2,704,505,580.01	0.00209	\$1,128,679.07
San Ildefonso Sola	\$2,704,505,580.01	0.00118	\$635,658.22
San Ildefonso Villa Alta	\$2,704,505,580.01	0.00253	\$1,369,881.87
San Jacinto Amilpas	\$2,704,505,580.01	0.00092	\$499,452.22
San Jacinto Tlacotepec	\$2,704,505,580.01	0.00185	\$998,154.07
San Jerónimo Coatlán	\$2,704,505,580.01	0.00152	\$823,337.29
San Jerónimo Silacayoapilla	\$2,704,505,580.01	0.00235	\$1,269,641.17
San Jerónimo Sosola	\$2,704,505,580.01	0.00199	\$1,076,084.71
San Jerónimo Taviche	\$2,704,505,580.01	0.00125	\$675,950.38
San Jerónimo Tecóatl	\$2,704,505,580.01	0.00147	\$794,993.66
San Jorge Nuchita	\$2,704,505,580.01	0.00179	\$966,688.01
San José Ayuquila	\$2,704,505,580.01	0.00131	\$710,313.38
San José Chiltepec	\$2,704,505,580.01	0.00193	\$1,045,248.81
San José del Peñasco	\$2,704,505,580.01	0.00229	\$1,238,362.21
San José Estancia Grande	\$2,704,505,580.01	0.00204	\$1,101,897.77
San José Independencia	\$2,704,505,580.01	0.00135	\$731,582.56
San José Lachiguiri	\$2,704,505,580.01	0.00100	\$540,544.60
San José Tenango	\$2,704,505,580.01	0.00137	\$739,370.68
San Juan Achiutla	\$2,704,505,580.01	0.00293	\$1,583,085.17
San Juan Atepec	\$2,704,505,580.01	0.00257	\$1,391,997.07
Ánimas Trujano	\$2,704,505,580.01	0.00131	\$706,663.61
San Juan Bautista Atlatlhuaca	\$2,704,505,580.01	0.00225	\$1,218,585.38
San Juan Bautista Coixtlahuaca	\$2,704,505,580.01	0.00173	\$936,472.92
San Juan Bautista Cuicatlán	\$2,704,505,580.01	0.00191	\$1,035,434.30
San Juan Bautista Guelache	\$2,704,505,580.01	0.00145	\$781,795.16
San Juan Bautista Jayacatlán	\$2,704,505,580.01	0.00217	\$1,171,813.70
San Juan Bautista Lo de Soto	\$2,704,505,580.01	0.00206	\$1,114,437.33
San Juan Bautista Suchitepec	\$2,704,505,580.01	0.00194	\$1,048,971.29
San Juan Bautista Tlacoatzintepec	\$2,704,505,580.01	0.00191	\$1,032,446.85
San Juan Bautista Tlachichilco	\$2,704,505,580.01	0.00222	\$1,201,268.71
San Juan Bautista Tuxtepec	\$2,704,505,580.01	0.00096	\$517,290.92
San Juan Cacahuatpec	\$2,704,505,580.01	0.00192	\$1,036,382.59
San Juan Cieneguilla	\$2,704,505,580.01	0.00228	\$1,233,622.98
San Juan Coatzacoapam	\$2,704,505,580.01	0.00198	\$1,068,381.82
San Juan Colorado	\$2,704,505,580.01	0.00074	\$399,298.84
San Juan Comaltepec	\$2,704,505,580.01	0.00156	\$842,008.93
San Juan Cotzocón	\$2,704,505,580.01	0.00115	\$620,600.87
San Juan Chicomezúchil	\$2,704,505,580.01	0.00141	\$762,556.52
San Juan Chilateca	\$2,704,505,580.01	0.00235	\$1,269,167.24

San Juan del Estado	\$2,704,505,580.01	0.00169	\$915,408.29
San Juan del Río	\$2,704,505,580.01	0.00110	\$593,025.89
San Juan Diuxi	\$2,704,505,580.01	0.00103	\$557,445.08
San Juan Evangelista Analco	\$2,704,505,580.01	0.00270	\$1,458,736.66
San Juan Guelavía	\$2,704,505,580.01	0.00233	\$1,260,422.59
San Juan Guichicovi	\$2,704,505,580.01	0.00122	\$657,926.67
San Juan Ihualtepec	\$2,704,505,580.01	0.00223	\$1,204,987.66
San Juan Juquila Mixes	\$2,704,505,580.01	0.00177	\$957,815.19
San Juan Juquila Vijanos	\$2,704,505,580.01	0.00193	\$1,044,175.62
San Juan Lachao	\$2,704,505,580.01	0.00289	\$1,565,096.52
San Juan Lachigalla	\$2,704,505,580.01	0.00176	\$952,737.97
San Juan Lajarcia	\$2,704,505,580.01	0.00161	\$868,188.43
San Juan Lalana	\$2,704,505,580.01	0.00117	\$633,877.66
San Juan de los Cués	\$2,704,505,580.01	0.00196	\$1,061,645.04
San Juan Mazatlán	\$2,704,505,580.01	0.00081	\$440,516.69
San Juan Mixtepec - Dto. 08	\$2,704,505,580.01	0.00171	\$924,908.35
San Juan Mixtepec - Dto. 26	\$2,704,505,580.01	0.00315	\$1,701,639.81
San Juan Ñumí	\$2,704,505,580.01	0.00145	\$782,892.75
San Juan Ozolotepec	\$2,704,505,580.01	0.00163	\$879,370.91
San Juan Petlapa	\$2,704,505,580.01	0.00144	\$776,740.08
San Juan Quiahije	\$2,704,505,580.01	0.00259	\$1,399,683.58
San Juan Quiotepec	\$2,704,505,580.01	0.00229	\$1,237,636.55
San Juan Sayultepec	\$2,704,505,580.01	0.00110	\$592,896.81
San Juan Tabaá	\$2,704,505,580.01	0.00172	\$931,512.79
San Juan Tamazola	\$2,704,505,580.01	0.00125	\$678,504.24
San Juan Teita	\$2,704,505,580.01	0.00113	\$610,860.21
San Juan Teitipac	\$2,704,505,580.01	0.00186	\$1,007,222.93
San Juan Tepeuxila	\$2,704,505,580.01	0.00215	\$1,162,259.54
San Juan Teposcolula	\$2,704,505,580.01	0.00157	\$847,375.29
San Juan Yaeé	\$2,704,505,580.01	0.00286	\$1,545,180.31
San Juan Yatzona	\$2,704,505,580.01	0.00195	\$1,053,532.03
San Juan Yucuita	\$2,704,505,580.01	0.00172	\$928,920.72
San Lorenzo	\$2,704,505,580.01	0.00164	\$884,649.62
San Lorenzo Albarradas	\$2,704,505,580.01	0.00201	\$1,087,793.24
San Lorenzo Cacaotepec	\$2,704,505,580.01	0.00063	\$338,334.29
San Lorenzo Cuaunecuiltitla	\$2,704,505,580.01	0.00190	\$1,025,873.67
San Lorenzo Texmelúcan	\$2,704,505,580.01	0.00147	\$796,389.58
San Lorenzo Victoria	\$2,704,505,580.01	0.00147	\$794,410.88
San Lucas Camotlán	\$2,704,505,580.01	0.00142	\$769,546.75
San Lucas Ojtlán	\$2,704,505,580.01	0.00154	\$832,913.74
San Lucas Quiavini	\$2,704,505,580.01	0.00137	\$742,600.52
San Lucas Zoquiápam	\$2,704,505,580.01	0.00152	\$824,066.11
San Luis Amatlán	\$2,704,505,580.01	0.00188	\$1,018,628.00
San Marcial Ozolotepec	\$2,704,505,580.01	0.00343	\$1,857,373.75
San Marcos Arteaga	\$2,704,505,580.01	0.00186	\$1,006,915.57
San Martín de los Cansecos	\$2,704,505,580.01	0.00145	\$784,984.65

San Martín Huamelúlpam	\$2,704,505,580.01	0.00228	\$1,234,551.28
San Martín Itunyoso	\$2,704,505,580.01	0.00107	\$580,551.42
San Martín Lachilá	\$2,704,505,580.01	0.00161	\$871,012.23
San Martín Peras	\$2,704,505,580.01	0.00146	\$789,371.37
San Martín Tilcajete	\$2,704,505,580.01	0.00133	\$718,390.18
San Martín Toxpalan	\$2,704,505,580.01	0.00178	\$964,826.34
San Martín Zacatepec	\$2,704,505,580.01	0.00126	\$680,963.17
San Mateo Cajonos	\$2,704,505,580.01	0.00316	\$1,707,998.90
Capulálpam de Méndez	\$2,704,505,580.01	0.00117	\$635,463.77
San Mateo del Mar	\$2,704,505,580.01	0.00165	\$892,577.65
San Mateo Yoloxochitlán	\$2,704,505,580.01	0.00137	\$743,692.61
San Mateo Etlatongo	\$2,704,505,580.01	0.00132	\$714,840.99
San Mateo Nejápam	\$2,704,505,580.01	0.00154	\$831,846.93
San Mateo Peñasco	\$2,704,505,580.01	0.00156	\$845,053.11
San Mateo Piñas	\$2,704,505,580.01	0.00127	\$688,716.73
San Mateo Río Hondo	\$2,704,505,580.01	0.00209	\$1,131,941.05
San Mateo Sindihui	\$2,704,505,580.01	0.00146	\$792,163.98
San Mateo Tlapiltepec	\$2,704,505,580.01	0.00162	\$873,660.71
San Melchor Betaza	\$2,704,505,580.01	0.00171	\$924,903.12
San Miguel Achiutla	\$2,704,505,580.01	0.00151	\$814,324.28
San Miguel Ahuehuetitlán	\$2,704,505,580.01	0.00201	\$1,089,272.77
San Miguel Aloápam	\$2,704,505,580.01	0.00156	\$845,311.84
San Miguel Amatitlán	\$2,704,505,580.01	0.00335	\$1,814,105.78
San Miguel Amatlán	\$2,704,505,580.01	0.00284	\$1,534,374.86
San Miguel Coatlán	\$2,704,505,580.01	0.00129	\$699,600.36
San Miguel Chicahua	\$2,704,505,580.01	0.00203	\$1,098,752.13
San Miguel Chimalapa	\$2,704,505,580.01	0.00151	\$819,165.01
San Miguel del Puerto	\$2,704,505,580.01	0.00528	\$2,856,310.36
San Miguel del Río	\$2,704,505,580.01	0.00136	\$735,800.15
San Miguel Ejutla	\$2,704,505,580.01	0.00112	\$605,478.18
San Miguel el Grande	\$2,704,505,580.01	0.00200	\$1,081,735.39
San Miguel Huautla	\$2,704,505,580.01	0.00132	\$711,636.91
San Miguel Mixtepec	\$2,704,505,580.01	0.00107	\$578,906.87
San Miguel Panixtlahuaca	\$2,704,505,580.01	0.00138	\$744,845.90
San Miguel Peras	\$2,704,505,580.01	0.00131	\$711,130.34
San Miguel Piedras	\$2,704,505,580.01	0.00151	\$814,816.31
San Miguel Quetzaltepec	\$2,704,505,580.01	0.00216	\$1,167,940.18
San Miguel Santa Flor	\$2,704,505,580.01	0.00304	\$1,641,648.31
Villa Sola de Vega	\$2,704,505,580.01	0.00038	\$205,588.75
San Miguel Soyaltepec	\$2,704,505,580.01	0.00095	\$516,107.92
San Miguel Suchixtepec	\$2,704,505,580.01	0.00132	\$712,523.21
Villa Talea de Castro	\$2,704,505,580.01	0.00171	\$922,736.39
San Miguel Tecomatlán	\$2,704,505,580.01	0.00315	\$1,705,718.53
San Miguel Tenango	\$2,704,505,580.01	0.00264	\$1,425,780.02
San Miguel Tequixtepec	\$2,704,505,580.01	0.00192	\$1,040,362.88
San Miguel Tilquiápam	\$2,704,505,580.01	0.00129	\$698,467.12

San Miguel Tlacamama	\$2,704,505,580.01	0.00201	\$1,089,786.09
San Miguel Tlacotepec	\$2,704,505,580.01	0.00198	\$1,068,636.43
San Miguel Tulancingo	\$2,704,505,580.01	0.00248	\$1,342,736.90
San Miguel Yotao	\$2,704,505,580.01	0.00101	\$548,524.84
San Nicolás	\$2,704,505,580.01	0.00090	\$488,280.83
San Nicolás Hidalgo	\$2,704,505,580.01	0.00191	\$1,034,870.43
San Pablo Coatlán	\$2,704,505,580.01	0.00215	\$1,161,813.95
San Pablo Cuatro Venados	\$2,704,505,580.01	0.00105	\$568,797.31
San Pablo Etla	\$2,704,505,580.01	0.00166	\$895,502.23
San Pablo Huitzo	\$2,704,505,580.01	0.00175	\$946,995.08
San Pablo Huixtepec	\$2,704,505,580.01	0.00173	\$934,053.57
San Pablo Macuiltianguis	\$2,704,505,580.01	0.00281	\$1,522,495.57
San Pablo Tijaltepec	\$2,704,505,580.01	0.00116	\$627,207.65
San Pablo Villa de Mitla	\$2,704,505,580.01	0.00093	\$504,974.74
San Pablo Yaganiza	\$2,704,505,580.01	0.00145	\$784,243.58
San Pedro Amuzgos	\$2,704,505,580.01	0.00155	\$840,430.68
San Pedro Apóstol	\$2,704,505,580.01	0.00125	\$676,553.90
San Pedro Atoyac	\$2,704,505,580.01	0.00206	\$1,113,310.99
San Pedro Cajonos	\$2,704,505,580.01	0.00149	\$805,224.82
San Pedro Coxcaltepec Cántaros	\$2,704,505,580.01	0.00242	\$1,308,368.69
San Pedro Comitancillo	\$2,704,505,580.01	0.00220	\$1,189,976.73
San Pedro el Alto	\$2,704,505,580.01	0.00140	\$757,534.48
San Pedro Huamelula	\$2,704,505,580.01	0.00433	\$2,342,170.13
San Pedro Huilotepec	\$2,704,505,580.01	0.00181	\$980,572.75
San Pedro Ixcatlán	\$2,704,505,580.01	0.00062	\$333,091.57
San Pedro Ixtlahuaca	\$2,704,505,580.01	0.00078	\$423,820.25
San Pedro Jaltepetongo	\$2,704,505,580.01	0.00181	\$976,959.53
San Pedro Jicayán	\$2,704,505,580.01	0.00074	\$399,731.64
San Pedro Jocotipac	\$2,704,505,580.01	0.00258	\$1,394,579.26
San Pedro Juchatengo	\$2,704,505,580.01	0.00105	\$569,228.64
San Pedro Mártir	\$2,704,505,580.01	0.00239	\$1,292,786.80
San Pedro Mártir Quiechapa	\$2,704,505,580.01	0.00066	\$359,344.26
San Pedro Mártir Yucuxaco	\$2,704,505,580.01	0.00110	\$595,191.29
San Pedro Mixtepec - Dto. 22	\$2,704,505,580.01	0.00142	\$769,376.41
San Pedro Mixtepec - Dto. 26	\$2,704,505,580.01	0.00230	\$1,242,432.48
San Pedro Molinos	\$2,704,505,580.01	0.00176	\$954,395.84
San Pedro Nopala	\$2,704,505,580.01	0.00107	\$576,388.90
San Pedro Ocopetatillo	\$2,704,505,580.01	0.00174	\$943,621.57
San Pedro Ocotepc	\$2,704,505,580.01	0.00187	\$1,013,087.45
San Pedro Pochutla	\$2,704,505,580.01	0.00172	\$932,375.29
San Pedro Quiatoni	\$2,704,505,580.01	0.00143	\$774,947.68
San Pedro Sochiápam	\$2,704,505,580.01	0.00169	\$914,873.46
San Pedro Tapanatepec	\$2,704,505,580.01	0.00216	\$1,166,926.50
San Pedro Taviche	\$2,704,505,580.01	0.00160	\$866,332.23
San Pedro Tezacoalco	\$2,704,505,580.01	0.00184	\$992,843.13
San Pedro Teutila	\$2,704,505,580.01	0.00144	\$780,590.77

San Pedro Tidaá	\$2,704,505,580.01	0.00146	\$792,290.35
San Pedro Topiltepec	\$2,704,505,580.01	0.00179	\$967,010.08
San Pedro Totolápam	\$2,704,505,580.01	0.00139	\$754,267.86
Villa de Tututepec de Melchor Ocampo	\$2,704,505,580.01	0.00200	\$1,080,144.14
San Pedro Yaneri	\$2,704,505,580.01	0.00159	\$859,560.43
San Pedro Yólox	\$2,704,505,580.01	0.00411	\$2,220,680.26
San Pedro y San Pablo Ayutla	\$2,704,505,580.01	0.00162	\$877,853.64
Villa de Etla	\$2,704,505,580.01	0.00144	\$776,975.07
San Pedro y San Pablo Teposcolula	\$2,704,505,580.01	0.00267	\$1,443,971.44
San Pedro y San Pablo Tequixtepec	\$2,704,505,580.01	0.00175	\$944,148.92
San Pedro Yucunama	\$2,704,505,580.01	0.00177	\$955,982.77
San Raymundo Jalpan	\$2,704,505,580.01	0.00185	\$1,003,363.84
San Sebastián Abasolo	\$2,704,505,580.01	0.00134	\$723,216.71
San Sebastián Coatlán	\$2,704,505,580.01	0.00132	\$712,523.92
San Sebastián Ixcapa	\$2,704,505,580.01	0.00217	\$1,172,730.61
San Sebastián Nicananduta	\$2,704,505,580.01	0.00194	\$1,048,507.24
San Sebastián Río Hondo	\$2,704,505,580.01	0.00108	\$582,047.85
San Sebastián Tecomaxtlahuaca	\$2,704,505,580.01	0.00239	\$1,295,057.53
San Sebastián Teitipac	\$2,704,505,580.01	0.00162	\$878,546.76
San Sebastián Tutla	\$2,704,505,580.01	0.00082	\$444,883.02
San Simón Almolongas	\$2,704,505,580.01	0.00163	\$879,410.67
San Simón Zahuatlán	\$2,704,505,580.01	0.00095	\$511,937.03
Santa Ana	\$2,704,505,580.01	0.00111	\$602,830.74
Santa Ana Ateixtlahuaca	\$2,704,505,580.01	0.00088	\$475,728.24
Santa Ana Cuauhtémoc	\$2,704,505,580.01	0.00203	\$1,096,224.18
Santa Ana del Valle	\$2,704,505,580.01	0.00109	\$587,795.86
Santa Ana Tavela	\$2,704,505,580.01	0.00157	\$847,567.26
Santa Ana Tlapacoyan	\$2,704,505,580.01	0.00190	\$1,026,792.64
Santa Ana Yareni	\$2,704,505,580.01	0.00226	\$1,225,037.25
Santa Ana Zegache	\$2,704,505,580.01	0.00234	\$1,265,916.16
Santa Catalina Quierí	\$2,704,505,580.01	0.00217	\$1,175,050.54
Santa Catarina Cuixtla	\$2,704,505,580.01	0.00188	\$1,017,763.97
Santa Catarina Ixtepeji	\$2,704,505,580.01	0.00125	\$673,976.72
Santa Catarina Juquila	\$2,704,505,580.01	0.00085	\$457,495.32
Santa Catarina Lachatao	\$2,704,505,580.01	0.00400	\$2,164,990.22
Santa Catarina Loxicha	\$2,704,505,580.01	0.00147	\$793,154.76
Santa Catarina Mechoacán	\$2,704,505,580.01	0.00152	\$820,563.49
Santa Catarina Minas	\$2,704,505,580.01	0.00218	\$1,176,862.17
Santa Catarina Quiané	\$2,704,505,580.01	0.00161	\$873,197.72
Santa Catarina Tayata	\$2,704,505,580.01	0.00084	\$456,006.40
Santa Catarina Ticuá	\$2,704,505,580.01	0.00138	\$745,356.00
Santa Catarina Yosonotú	\$2,704,505,580.01	0.00338	\$1,826,593.57
Santa Catarina Zapouquila	\$2,704,505,580.01	0.00115	\$624,315.28
Santa Cruz Acatepec	\$2,704,505,580.01	0.00144	\$779,967.19
Santa Cruz Amilpas	\$2,704,505,580.01	0.00114	\$615,677.33
Santa Cruz de Bravo	\$2,704,505,580.01	0.00184	\$993,898.14

Santa Cruz Itundujia	\$2,704,505,580.01	0.00074	\$400,404.57
Santa Cruz Mixtepec	\$2,704,505,580.01	0.00139	\$753,336.42
Santa Cruz Nundaco	\$2,704,505,580.01	0.00135	\$730,656.81
Santa Cruz Papalutla	\$2,704,505,580.01	0.00220	\$1,192,625.80
Santa Cruz Tacache de Mina	\$2,704,505,580.01	0.00205	\$1,107,333.57
Santa Cruz Tacahua	\$2,704,505,580.01	0.00156	\$846,427.44
Santa Cruz Tayata	\$2,704,505,580.01	0.00231	\$1,248,260.70
Santa Cruz Xitla	\$2,704,505,580.01	0.00187	\$1,013,352.75
Santa Cruz Xoxocotlán	\$2,704,505,580.01	0.00070	\$381,275.50
Santa Cruz Zenzontepec	\$2,704,505,580.01	0.00161	\$873,264.42
Santa Gertrudis	\$2,704,505,580.01	0.00170	\$921,953.96
Santa Inés del Monte	\$2,704,505,580.01	0.00115	\$619,582.36
Santa Inés Yatzeche	\$2,704,505,580.01	0.00539	\$2,916,105.54
Santa Lucía del Camino	\$2,704,505,580.01	0.00102	\$549,080.41
Santa Lucía Miahuatlán	\$2,704,505,580.01	0.00088	\$474,795.19
Santa Lucía Monteverde	\$2,704,505,580.01	0.00168	\$909,418.67
Santa Lucía Ocotlán	\$2,704,505,580.01	0.00181	\$980,756.75
Santa María Alotepec	\$2,704,505,580.01	0.00231	\$1,248,919.06
Santa María Apazco	\$2,704,505,580.01	0.00120	\$646,626.29
Santa María la Asunción	\$2,704,505,580.01	0.00130	\$704,076.99
Heroica Ciudad de Tlaxiaco	\$2,704,505,580.01	0.00082	\$441,535.91
Ayoquezco de Aldama	\$2,704,505,580.01	0.00231	\$1,250,585.45
Santa María Atzompa	\$2,704,505,580.01	0.00062	\$334,483.11
Santa María Camotlán	\$2,704,505,580.01	0.00194	\$1,049,873.93
Santa María Colotepec	\$2,704,505,580.01	0.00188	\$1,017,640.16
Santa María Cortijo	\$2,704,505,580.01	0.00147	\$795,568.43
Santa María Coyotepec	\$2,704,505,580.01	0.00067	\$360,338.49
Santa María Chachoápam	\$2,704,505,580.01	0.00308	\$1,668,092.38
Villa de Chilapa de Díaz	\$2,704,505,580.01	0.00316	\$1,711,811.83
Santa María Chilchotla	\$2,704,505,580.01	0.00136	\$736,812.81
Santa María del Rosario	\$2,704,505,580.01	0.00069	\$371,535.45
Santa María del Tule	\$2,704,505,580.01	0.00215	\$1,160,733.54
Santa María Ecatepec	\$2,704,505,580.01	0.00199	\$1,075,657.91
Santa María Guelacé	\$2,704,505,580.01	0.00126	\$682,143.04
Santa María Guienagati	\$2,704,505,580.01	0.00239	\$1,290,403.30
Santa María Huatulco	\$2,704,505,580.01	0.00097	\$525,999.57
Santa María Huazolotitlán	\$2,704,505,580.01	0.00202	\$1,093,210.30
Santa María Ipalapa	\$2,704,505,580.01	0.00192	\$1,039,427.56
Santa María Ixcatlán	\$2,704,505,580.01	0.00071	\$382,662.21
Santa María Jacatepec	\$2,704,505,580.01	0.00127	\$685,376.33
Santa María Jalapa del Marqués	\$2,704,505,580.01	0.00201	\$1,085,514.25
Santa María Jaltianguis	\$2,704,505,580.01	0.00231	\$1,248,630.56
Santa María Lachixío	\$2,704,505,580.01	0.00190	\$1,027,497.47
Santa María Mixtequilla	\$2,704,505,580.01	0.00313	\$1,692,903.83
Santa María Nativitas	\$2,704,505,580.01	0.00156	\$844,497.90
Santa María Nduayaco	\$2,704,505,580.01	0.00178	\$960,181.09

Santa María Ozolotepec	\$2,704,505,580.01	0.00151	\$815,100.17
Santa María Pápalo	\$2,704,505,580.01	0.00229	\$1,237,277.63
Santa María Peñoles	\$2,704,505,580.01	0.00138	\$748,691.02
Santa María Quiérolani	\$2,704,505,580.01	0.00157	\$850,140.27
Santa María Sola	\$2,704,505,580.01	0.00188	\$1,016,593.38
Santa María Tataltepec	\$2,704,505,580.01	0.00301	\$1,628,536.69
Santa María Tecomavaca	\$2,704,505,580.01	0.00204	\$1,104,392.20
Santa María Temaxcalapa	\$2,704,505,580.01	0.00407	\$2,200,711.36
Santa María Temaxcaltepec	\$2,704,505,580.01	0.00137	\$743,444.08
Santa María Teopoxco	\$2,704,505,580.01	0.00157	\$847,030.74
Santa María Tepantlali	\$2,704,505,580.01	0.00159	\$859,483.66
Santa María Texcatitlán	\$2,704,505,580.01	0.00278	\$1,504,679.57
Santa María Tlahuilottepec	\$2,704,505,580.01	0.00112	\$608,371.74
Santa María Tlalixtac	\$2,704,505,580.01	0.00157	\$850,218.83
Santa María Tonameca	\$2,704,505,580.01	0.00191	\$1,032,962.54
Santa María Totolapilla	\$2,704,505,580.01	0.00241	\$1,303,164.12
Santa María Xadani	\$2,704,505,580.01	0.00157	\$850,980.76
Santa María Yalina	\$2,704,505,580.01	0.00541	\$2,926,477.87
Santa María Yavesía	\$2,704,505,580.01	0.00673	\$3,641,839.12
Santa María Yolotepec	\$2,704,505,580.01	0.00074	\$401,797.50
Santa María Yosoyúa	\$2,704,505,580.01	0.00320	\$1,728,266.03
Santa María Yucuhiti	\$2,704,505,580.01	0.00263	\$1,424,664.35
Santa María Zacatepec	\$2,704,505,580.01	0.00065	\$352,926.13
Santa María Zaniza	\$2,704,505,580.01	0.00138	\$748,562.23
Santa María Zoquitlán	\$2,704,505,580.01	0.00186	\$1,006,617.29
Santiago Amoltepec	\$2,704,505,580.01	0.00121	\$652,490.81
Santiago Apoala	\$2,704,505,580.01	0.00153	\$825,574.81
Santiago Apóstol	\$2,704,505,580.01	0.00159	\$861,456.91
Santiago Astata	\$2,704,505,580.01	0.00201	\$1,088,721.58
Santiago Atitlán	\$2,704,505,580.01	0.00108	\$582,849.56
Santiago Ayuquillilla	\$2,704,505,580.01	0.00153	\$829,071.44
Santiago Cacaloxttepec	\$2,704,505,580.01	0.00166	\$897,314.35
Santiago Camotlán	\$2,704,505,580.01	0.00174	\$939,466.76
Santiago Comaltepec	\$2,704,505,580.01	0.00311	\$1,682,869.65
Santiago Chazumba	\$2,704,505,580.01	0.00171	\$923,999.40
Santiago Choápam	\$2,704,505,580.01	0.00133	\$717,856.19
Santiago del Río	\$2,704,505,580.01	0.00238	\$1,288,936.62
Santiago Huajolotitlán	\$2,704,505,580.01	0.00148	\$800,781.56
Santiago Huaclilla	\$2,704,505,580.01	0.00264	\$1,428,518.01
Santiago Ihuitlán Plumas	\$2,704,505,580.01	0.00151	\$814,731.44
Santiago Ixcuintepec	\$2,704,505,580.01	0.00194	\$1,051,266.37
Santiago Ixtayutla	\$2,704,505,580.01	0.00136	\$735,122.87
Santiago Jamiltepec	\$2,704,505,580.01	0.00086	\$462,815.05
Santiago Jocotepec	\$2,704,505,580.01	0.00059	\$320,674.98
Santiago Juxtlahuaca	\$2,704,505,580.01	0.00055	\$299,842.84
Santiago Lachiguiri	\$2,704,505,580.01	0.00272	\$1,469,833.81

Santiago Lalopa	\$2,704,505,580.01	0.00268	\$1,450,022.58
Santiago Laollaga	\$2,704,505,580.01	0.00297	\$1,608,831.21
Santiago Laxopa	\$2,704,505,580.01	0.00333	\$1,800,667.72
Santiago Llano Grande	\$2,704,505,580.01	0.00174	\$938,976.86
Santiago Matatlán	\$2,704,505,580.01	0.00093	\$504,899.87
Santiago Miltepec	\$2,704,505,580.01	0.00307	\$1,662,717.22
Santiago Minas	\$2,704,505,580.01	0.00294	\$1,591,684.34
Santiago Nacaltepec	\$2,704,505,580.01	0.00157	\$850,760.18
Santiago Nejapilla	\$2,704,505,580.01	0.00116	\$628,974.35
Santiago Nundiche	\$2,704,505,580.01	0.00076	\$408,777.86
Santiago Nuyoó	\$2,704,505,580.01	0.00406	\$2,193,464.84
Santiago Pinotepa Nacional	\$2,704,505,580.01	0.00159	\$860,753.10
Santiago Suchilquitongo	\$2,704,505,580.01	0.00057	\$307,429.32
Santiago Tamazola	\$2,704,505,580.01	0.00196	\$1,057,577.01
Santiago Tapextla	\$2,704,505,580.01	0.00138	\$746,218.83
Villa Tejúpam de la Unión	\$2,704,505,580.01	0.00286	\$1,547,375.17
Santiago Tenango	\$2,704,505,580.01	0.00105	\$568,895.99
Santiago Tepetlapa	\$2,704,505,580.01	0.00147	\$793,966.17
Santiago Tetepec	\$2,704,505,580.01	0.00168	\$911,091.88
Santiago Texcalcingo	\$2,704,505,580.01	0.00156	\$841,985.74
Santiago Textitlán	\$2,704,505,580.01	0.00145	\$781,756.64
Santiago Tilantongo	\$2,704,505,580.01	0.00153	\$826,120.31
Santiago Tillo	\$2,704,505,580.01	0.00156	\$846,427.44
Santiago Tlazoletepec	\$2,704,505,580.01	0.00115	\$620,905.79
Santiago Xanica	\$2,704,505,580.01	0.00151	\$816,381.95
Santiago Xiacuí	\$2,704,505,580.01	0.00149	\$808,524.58
Santiago Yaitepec	\$2,704,505,580.01	0.00139	\$749,662.26
Santiago Yaveo	\$2,704,505,580.01	0.00103	\$556,083.33
Santiago Yolomécatl	\$2,704,505,580.01	0.00147	\$795,674.54
Santiago Yosondúa	\$2,704,505,580.01	0.00182	\$986,228.59
Santiago Yucuyachi	\$2,704,505,580.01	0.00177	\$959,884.74
Santiago Zacatepec	\$2,704,505,580.01	0.00131	\$710,451.66
Santiago Zochila	\$2,704,505,580.01	0.00069	\$371,055.31
Nuevo Zoquiápam	\$2,704,505,580.01	0.00216	\$1,168,318.15
Santo Domingo Ingenio	\$2,704,505,580.01	0.00175	\$947,322.30
Santo Domingo Albarradas	\$2,704,505,580.01	0.00098	\$529,644.52
Santo Domingo Armenta	\$2,704,505,580.01	0.00158	\$854,063.30
Santo Domingo Chihuitán	\$2,704,505,580.01	0.00350	\$1,895,395.53
Santo Domingo de Morelos	\$2,704,505,580.01	0.00163	\$883,859.20
Santo Domingo Ixcatlán	\$2,704,505,580.01	0.00165	\$891,313.06
Santo Domingo Nuxaá	\$2,704,505,580.01	0.00139	\$751,335.84
Santo Domingo Ozolotepec	\$2,704,505,580.01	0.00160	\$865,656.12
Santo Domingo Petapa	\$2,704,505,580.01	0.00243	\$1,313,224.67
Santo Domingo Roayaga	\$2,704,505,580.01	0.00157	\$847,964.81
Santo Domingo Tehuantepec	\$2,704,505,580.01	0.00092	\$495,830.17
Santo Domingo Teojomulco	\$2,704,505,580.01	0.00191	\$1,033,427.46

Santo Domingo Tepuxtepec	\$2,704,505,580.01	0.00133	\$721,322.81
Santo Domingo Tlatayápan	\$2,704,505,580.01	0.00126	\$682,287.41
Santo Domingo Tomaltepec	\$2,704,505,580.01	0.00087	\$471,334.43
Santo Domingo Tonalá	\$2,704,505,580.01	0.00249	\$1,345,126.59
Santo Domingo Tonaltepec	\$2,704,505,580.01	0.00152	\$822,961.05
Santo Domingo Xagacía	\$2,704,505,580.01	0.00163	\$881,416.54
Santo Domingo Yanhuatlán	\$2,704,505,580.01	0.00316	\$1,711,261.97
Santo Domingo Yodohino	\$2,704,505,580.01	0.00115	\$622,411.88
Santo Domingo Zanatepec	\$2,704,505,580.01	0.00188	\$1,015,905.89
Santos Reyes Nopala	\$2,704,505,580.01	0.00175	\$948,505.98
Santos Reyes Pápalo	\$2,704,505,580.01	0.00161	\$868,154.87
Santos Reyes Tepejillo	\$2,704,505,580.01	0.00240	\$1,300,840.02
Santos Reyes Yucuná	\$2,704,505,580.01	0.00295	\$1,596,993.36
Santo Tomás Jalieza	\$2,704,505,580.01	0.00198	\$1,068,898.38
Santo Tomás Mazaltepec	\$2,704,505,580.01	0.00108	\$585,688.39
Santo Tomás Ocotepec	\$2,704,505,580.01	0.00106	\$574,541.03
Santo Tomás Tamazulapan	\$2,704,505,580.01	0.00172	\$932,790.16
San Vicente Coatlán	\$2,704,505,580.01	0.00178	\$962,429.23
San Vicente Lachixío	\$2,704,505,580.01	0.00120	\$649,223.90
San Vicente Nuñú	\$2,704,505,580.01	0.00284	\$1,536,400.88
Silacayoápam	\$2,704,505,580.01	0.00148	\$802,625.36
Sitio de Xitlapehua	\$2,704,505,580.01	0.00169	\$913,961.55
Soledad Etla	\$2,704,505,580.01	0.00259	\$1,401,813.07
Villa de Tamazulápam del Progreso	\$2,704,505,580.01	0.00175	\$948,178.83
Tanetze de Zaragoza	\$2,704,505,580.01	0.00302	\$1,631,623.97
Taniche	\$2,704,505,580.01	0.00159	\$857,334.36
Tataltepec de Valdés	\$2,704,505,580.01	0.00134	\$724,980.88
Teococuilco de Marcos Pérez	\$2,704,505,580.01	0.00114	\$619,127.69
Teotitlán de Flores Magón	\$2,704,505,580.01	0.00170	\$918,780.93
Teotitlán del Valle	\$2,704,505,580.01	0.00156	\$843,632.93
Teotongo	\$2,704,505,580.01	0.00346	\$1,872,945.83
Tepelmeme Villa de Morelos	\$2,704,505,580.01	0.00089	\$483,874.13
Tezoatlán de Segura y Luna	\$2,704,505,580.01	0.00086	\$465,659.01
San Jerónimo Tlacoahuaya	\$2,704,505,580.01	0.00282	\$1,527,966.78
Tlacolula de Matamoros	\$2,704,505,580.01	0.00109	\$589,079.63
Tlacotepec Plumas	\$2,704,505,580.01	0.00245	\$1,326,669.97
Tlalixtac de Cabrera	\$2,704,505,580.01	0.00096	\$517,879.00
Totontepec Villa de Morelos	\$2,704,505,580.01	0.00159	\$861,710.09
Trinidad Zaachila	\$2,704,505,580.01	0.00146	\$787,141.39
La Trinidad Vista Hermosa	\$2,704,505,580.01	0.00204	\$1,100,988.43
Unión Hidalgo	\$2,704,505,580.01	0.00115	\$622,524.21
Valerio Trujano	\$2,704,505,580.01	0.00232	\$1,253,764.73
San Juan Bautista Valle Nacional	\$2,704,505,580.01	0.00111	\$601,936.45
Villa Díaz Ordaz	\$2,704,505,580.01	0.00146	\$791,873.03
Yaxe	\$2,704,505,580.01	0.00237	\$1,279,464.31
Magdalena Yodocono de Porfirio Díaz	\$2,704,505,580.01	0.00096	\$520,640.83

Yogana	\$2,704,505,580.01	0.00177	\$958,914.30
Yutanduchi de Guerrero	\$2,704,505,580.01	0.00179	\$966,326.92
Villa de Zaachila	\$2,704,505,580.01	0.00085	\$461,115.30
San Mateo Yucutindó	\$2,704,505,580.01	0.00198	\$1,069,139.91
Zapotitlán Lagunas	\$2,704,505,580.01	0.00181	\$977,907.97
Zapotitlán Palmas	\$2,704,505,580.01	0.00240	\$1,299,759.82
Santa Inés de Zaragoza	\$2,704,505,580.01	0.00240	\$1,296,654.81
Zimatlán de Álvarez	\$2,704,505,580.01	0.00086	\$464,849.58
TOTAL		1.00000	\$540,901,116.00

Paso 6. Línea Basal 2013 (Componente $F_{1,2013}$):

Fondo para la Infraestructura Social Municipal 2013 de (Oaxaca)	
Municipio	(14) Asignación 2013 corregida
Abejones	\$1,553,435.01
Acatlán de Pérez Figueroa	\$47,689,692.36
Asunción Cacalotepec	\$5,593,580.01
Asunción Cuyotepeji	\$1,172,667.06
Asunción Ixtaltepec	\$11,840,574.57
Asunción Nochixtlán	\$18,177,209.20
Asunción Ocotlán	\$5,678,361.32
Asunción Tlacolulita	\$1,022,135.51
Ayotzintepec	\$8,638,520.18
El Barrio de la Soledad	\$8,594,379.37
Calihualá	\$1,372,952.25
Candelaria Loxicha	\$19,468,290.24
Ciénega de Zimatlán	\$2,136,606.62
Ciudad Ixtepec	\$14,926,319.56
Coatecas Altas	\$10,073,974.73
Coicoyán de las Flores	\$21,878,675.68
La Compañía	\$5,836,827.04
Concepción Buenavista	\$1,123,331.44
Concepción Pápalo	\$4,139,082.77
Constancia del Rosario	\$7,124,033.93
Cosolapa	\$14,947,000.70
Cosoltepec	\$1,443,921.91
Cuilápam de Guerrero	\$25,388,991.27
Cuyamecalco Villa de Zaragoza	\$7,721,223.36
Chahuities	\$9,753,261.12
Chalcatongo de Hidalgo	\$11,991,408.76
Chiquihuitlán de Benito Juárez	\$5,100,156.57
Heroica Ciudad de Ejutla de Crespo	\$19,527,317.13
Eloxochitlán de Flores Magón	\$13,556,162.28
El Espinal	\$4,522,504.74
Tamazulápam del Espíritu Santo	\$14,791,658.91

Fresnillo de Trujano	\$1,124,676.63
Guadalupe Etla	\$1,909,578.42
Guadalupe de Ramírez	\$1,060,804.41
Guelatao de Juárez	\$198,545.25
Guevea de Humboldt	\$6,625,405.51
Mesones Hidalgo	\$8,953,430.20
Villa Hidalgo	\$4,139,458.52
Heroica Ciudad de Huajuapán de León	\$41,934,907.20
Huautepéc	\$14,985,990.57
Huautla de Jiménez	\$56,624,425.20
Ixtlán de Juárez	\$7,790,851.59
Heroica Ciudad de Juchitán de Zaragoza	\$62,001,283.23
Loma Bonita	\$34,465,103.58
Magdalena Apasco	\$3,906,730.08
Magdalena Jaltepec	\$5,574,758.75
Santa Magdalena Jicotlán	\$79,911.18
Magdalena Mixtepec	\$2,465,654.79
Magdalena Ocotlán	\$1,510,318.20
Magdalena Peñasco	\$8,493,705.78
Magdalena Teitipac	\$9,677,353.62
Magdalena Tequisistlán	\$7,544,309.79
Magdalena Tlacotepec	\$1,064,610.22
Magdalena Zahuatlán	\$345,536.91
Mariscala de Juárez	\$2,954,616.95
Mártires de Tacubaya	\$1,266,617.83
Mazatlán Villa de Flores	\$22,539,630.24
Miahuatlán de Porfirio Díaz	\$42,970,966.83
Mixistlán de la Reforma	\$5,504,487.74
Monjas	\$5,212,439.47
Natividad	\$316,991.75
Nazareno Etla	\$1,951,747.55
Nejapa de Madero	\$12,412,291.99
Ixpantepec Nieves	\$1,626,605.96
Santiago Niltepec	\$6,678,176.03
Oaxaca de Juárez	\$106,610,285.04
Ocotlán de Morelos	\$20,989,966.25
La Pe	\$3,258,962.98
Pinotepa de Don Luis	\$11,257,683.67
Pluma Hidalgo	\$6,805,901.15
San José del Progreso	\$9,296,531.98
Putla Villa de Guerrero	\$34,355,982.21
Santa Catarina Quioquitani	\$643,728.81
Reforma de Pineda	\$2,453,341.22
La Reforma	\$3,250,138.82
Reyes Etla	\$2,417,207.23
Rojas de Cuauhtémoc	\$1,104,136.96

M
d

Q

R

Salina Cruz	\$33,441,488.52
San Agustín Amatengo	\$1,720,907.57
San Agustín Atenango	\$3,079,392.36
San Agustín Chayuco	\$4,595,001.63
San Agustín de las Juntas	\$5,752,413.12
San Agustín Etlá	\$1,908,859.31
San Agustín Loxicha	\$61,637,130.17
San Agustín Tlacotepec	\$1,836,266.63
San Agustín Yatareni	\$3,351,985.03
San Andrés Cabecera Nueva	\$6,106,452.99
San Andrés Dinicuiti	\$1,726,304.87
San Andrés Huaxpaltepec	\$6,390,824.95
San Andrés Huayápam	\$2,187,760.20
San Andrés Ixtlahuaca	\$1,916,007.60
San Andrés Lagunas	\$623,594.98
San Andrés Nuxiño	\$3,081,761.45
San Andrés Paxtlán	\$8,926,811.48
San Andrés Sinaxtla	\$579,064.23
San Andrés Solaga	\$1,881,618.32
San Andrés Teotilápam	\$9,552,663.64
San Andrés Tepetlapa	\$762,594.98
San Andrés Yaá	\$765,140.82
San Andrés Zabache	\$1,308,934.92
San Andrés Zautla	\$6,208,962.28
San Antonino Castillo Velasco	\$4,990,987.72
San Antonino el Alto	\$5,291,150.01
San Antonino Monte Verde	\$9,365,322.65
San Antonio Acutla	\$329,374.95
San Antonio de la Cal	\$12,311,718.75
San Antonio Huitepec	\$8,044,972.13
San Antonio Nanahuatípam	\$909,573.11
San Antonio Sinicahua	\$4,959,992.51
San Antonio Tepetlapa	\$6,564,916.00
San Baltazar Chichicápam	\$3,276,868.63
San Baltazar Loxicha	\$3,717,092.05
San Baltazar Yatzachi el Bajo	\$881,428.43
San Bartolo Coyotepec	\$4,163,607.26
San Bartolomé Ayautla	\$8,320,686.56
San Bartolomé Loxicha	\$5,698,562.61
San Bartolomé Quialana	\$4,182,699.40
San Bartolomé Yucuañe	\$783,880.54
San Bartolomé Zoogocho	\$323,536.32
San Bartolo Soyaltepec	\$935,326.20
San Bartolo Yautepec	\$1,160,280.11
San Bernardo Mixtepec	\$4,022,093.32
San Blas Atempa	\$28,726,871.17

San Carlos Yautepec	\$20,961,780.94
San Cristóbal Amatlán	\$11,816,727.23
San Cristóbal Amoltepec	\$4,165,204.55
San Cristóbal Lachirioag	\$1,112,823.71
San Cristóbal Suchixtlahuaca	\$289,709.33
San Dionisio del Mar	\$9,049,883.29
San Dionisio Ocoatepec	\$15,949,739.43
San Dionisio Ocotlán	\$1,284,124.72
San Esteban Atlatlahuca	\$14,322,546.05
San Felipe Jalapa de Díaz	\$40,217,195.01
San Felipe Tejalápam	\$10,793,036.85
San Felipe Usila	\$21,332,366.11
San Francisco Cahuacuá	\$9,443,431.66
San Francisco Cajonos	\$455,962.99
San Francisco Chapulapa	\$4,590,423.93
San Francisco del Mar	\$9,339,815.23
San Francisco Huehuetlán	\$1,814,760.16
San Francisco Ixhuatán	\$8,919,993.99
San Francisco Jaltepetongo	\$1,944,325.96
San Francisco Lachigoló	\$3,356,817.71
San Francisco Logueche	\$5,666,795.52
San Francisco Nuxaño	\$617,838.09
San Francisco Ozolotepec	\$3,430,252.95
San Francisco Sola	\$2,369,862.74
San Francisco Telixtlahuaca	\$9,100,822.34
San Francisco Teopan	\$620,951.86
San Francisco Tlapancingo	\$3,047,395.67
San Gabriel Mixtepec	\$7,072,555.70
San Ildefonso Amatlán	\$4,198,081.88
San Ildefonso Sola	\$1,619,487.54
San Ildefonso Villa Alta	\$3,242,915.58
San Jacinto Amilpas	\$3,958,087.18
San Jacinto Tlacotepec	\$4,095,866.76
San Jerónimo Coatlán	\$10,592,051.38
San Jerónimo Silacayoapilla	\$1,744,062.06
San Jerónimo Sosola	\$4,885,591.46
San Jerónimo Taviche	\$3,595,915.26
San Jerónimo Tecóatl	\$3,182,680.82
San Jorge Nuchita	\$3,146,109.10
San José Ayuquila	\$2,057,004.79
San José Chiltepec	\$15,422,443.61
San José del Peñasco	\$4,130,963.39
San José Estancia Grande	\$1,339,128.50
San José Independencia	\$5,893,508.02
San José Lachiguiri	\$10,019,041.37
San José Tenango	\$63,992,541.45

San Juan Achiutla	\$435,461.98
San Juan Atepec	\$977,071.80
Ánimas Trujano	\$944,798.95
San Juan Bautista Atallahuca	\$1,549,986.15
San Juan Bautista Coixtlahuaca	\$5,808,413.01
San Juan Bautista Cuicatlán	\$9,735,045.01
San Juan Bautista Guelache	\$3,612,727.70
San Juan Bautista Jayacatlán	\$1,955,576.87
San Juan Bautista Lo de Soto	\$2,804,200.29
San Juan Bautista Suchitepec	\$691,743.28
San Juan Bautista Tlacoatzintepec	\$4,307,367.27
San Juan Bautista Tlachichilco	\$2,122,425.88
San Juan Bautista Tuxtepec	\$110,676,009.40
San Juan Cacahuatpec	\$6,964,693.53
San Juan Cieneguilla	\$744,251.13
San Juan Coatzóspam	\$6,649,009.85
San Juan Colorado	\$15,502,217.35
San Juan Comaltepec	\$10,403,406.38
San Juan Cotzocón	\$32,397,970.81
San Juan Chicomezúchil	\$193,616.93
San Juan Chilateca	\$764,082.22
San Juan del Estado	\$2,421,048.56
San Juan del Río	\$1,508,495.80
San Juan Diuxí	\$2,376,397.57
San Juan Evangelista Analco	\$186,866.02
San Juan Guelavía	\$3,987,804.41
San Juan Guichicovi	\$45,500,656.61
San Juan Ihuatpec	\$1,325,580.66
San Juan Juquila Mixes	\$8,017,947.02
San Juan Juquila Vijanos	\$2,175,903.68
San Juan Lachao	\$6,984,555.66
San Juan Lachigalla	\$6,080,568.32
San Juan Lajarcia	\$1,419,986.27
San Juan Lalana	\$40,003,839.44
San Juan de los Cués	\$2,320,550.57
San Juan Mazatlán	\$47,635,545.21
San Juan Mixtepec -Dto. 08 -	\$17,333,073.50
San Juan Mixtepec -Dto. 26 -	\$1,502,468.39
San Juan Numí	\$13,508,800.93
San Juan Ozolotepec	\$5,882,234.49
San Juan Petlapa	\$17,219,948.77
San Juan Quiahije	\$6,340,673.23
San Juan Quiotepec	\$3,418,139.73
San Juan Sayultepec	\$933,610.36
San Juan Tabaá	\$1,023,097.41
San Juan Tamazola	\$11,456,984.79

M
T

Q

PA

San Juan Teita	\$1,256,785.04
San Juan Teitipac	\$3,770,686.03
San Juan Tepeuxila	\$4,237,976.53
San Juan Teposcolula	\$1,717,856.54
San Juan Yaeé	\$1,343,742.27
San Juan Yatzona	\$314,060.22
San Juan Yucuita	\$816,680.54
San Lorenzo	\$12,629,393.64
San Lorenzo Albarradas	\$4,639,133.25
San Lorenzo Cacaotepec	\$7,946,729.96
San Lorenzo Cuaunecuiltitla	\$1,472,244.21
San Lorenzo Texmelúcan	\$14,040,950.80
San Lorenzo Victoria	\$958,564.55
San Lucas Camotlán	\$8,156,860.49
San Lucas Ojtlán	\$39,925,529.87
San Lucas Quiavini	\$2,306,158.12
San Lucas Zoquiápan	\$17,996,016.81
San Luis Amatlán	\$7,281,293.76
San Marcial Ozolotepec	\$5,092,981.17
San Marcos Arteaga	\$1,504,939.54
San Martín de los Cansecos	\$1,195,733.76
San Martín Huamelúlpam	\$2,043,522.01
San Martín Itunyoso	\$5,499,031.62
San Martín Lachilá	\$1,425,429.37
San Martín Peras	\$19,976,315.94
San Martín Tilcajete	\$1,808,952.54
San Martín Toxpalan	\$3,476,181.22
San Martín Zacatepec	\$1,513,192.62
San Mateo Cajonos	\$702,706.87
Capulálpam de Méndez	\$449,725.82
San Mateo del Mar	\$36,027,768.51
San Mateo Yoloxochitlán	\$5,047,263.12
San Mateo Etlatongo	\$1,707,344.74
San Mateo Nejápam	\$1,539,133.56
San Mateo Peñasco	\$4,666,893.37
San Mateo Piñas	\$7,831,415.55
San Mateo Río Hondo	\$9,365,215.27
San Mateo Sindihui	\$3,607,554.22
San Mateo Tlapiltepec	\$213,166.24
San Melchor Betaza	\$2,137,869.89
San Miguel Achiutla	\$1,090,925.21
San Miguel Ahuehuetitlán	\$4,502,519.15
San Miguel Aloápam	\$4,032,459.97
San Miguel Amatlán	\$13,728,644.27
San Miguel Amatlán	\$991,248.18
San Miguel Coatlán	\$12,698,958.25

M

T

Q

PA

San Miguel Chicahua	\$5,031,730.44
San Miguel Chimalapa	\$12,095,258.99
San Miguel del Puerto	\$14,205,469.65
San Miguel del Río	\$124,917.26
San Miguel Ejutla	\$812,526.12
San Miguel el Grande	\$6,822,732.72
San Miguel Huautla	\$4,593,272.89
San Miguel Mixtepec	\$7,392,856.39
San Miguel Panixtlahuaca	\$9,224,648.67
San Miguel Peras	\$8,708,595.61
San Miguel Piedras	\$2,813,964.09
San Miguel Quetzaltepec	\$12,394,532.38
San Miguel Santa Flor	\$1,719,295.59
Villa Sola de Vega	\$26,113,956.11
San Miguel Soyaltepec	\$47,654,516.16
San Miguel Suchixtepec	\$6,083,041.05
Villa Talea de Castro	\$1,791,451.71
San Miguel Tecomatlán	\$222,925.28
San Miguel Tenango	\$1,639,369.65
San Miguel Tequixtepec	\$1,036,282.91
San Miguel Tilquiápam	\$5,565,825.01
San Miguel Tlacamama	\$3,866,156.57
San Miguel Tlacotepec	\$4,308,113.09
San Miguel Tulancingo	\$392,972.65
San Miguel Yotao	\$620,797.03
San Nicolás	\$1,277,385.19
San Nicolás Hidalgo	\$1,033,165.54
San Pablo Coatlán	\$7,107,136.89
San Pablo Cuatro Venados	\$3,841,577.54
San Pablo Etla	\$6,177,358.48
San Pablo Huitzo	\$5,323,579.14
San Pablo Huixtepec	\$7,372,816.13
San Pablo Macuilianguis	\$725,894.67
San Pablo Tijaltepec	\$5,375,003.25
San Pablo Villa de Mitla	\$15,096,248.51
San Pablo Yaganiza	\$1,396,155.89
San Pedro Amuzgos	\$9,694,251.36
San Pedro Apóstol	\$1,330,937.87
San Pedro Atoyac	\$6,776,284.28
San Pedro Cajonos	\$981,466.82
San Pedro Coxcaltepec Cántaros	\$1,474,867.44
San Pedro Comitancillo	\$1,928,218.50
San Pedro el Alto	\$6,688,272.94
San Pedro Huamelula	\$10,322,383.82
San Pedro Huilotepec	\$2,305,338.60
San Pedro Ixcatlán	\$16,007,661.75

M
1

Q
A

San Pedro Ixtlahuaca	\$9,531,214.54
San Pedro Jaltepetongo	\$543,616.19
San Pedro Jicayán	\$15,719,751.21
San Pedro Jocotipac	\$1,776,769.63
San Pedro Juchatengo	\$1,522,642.92
San Pedro Mártir	\$3,086,335.56
San Pedro Mártir Quiéchapa	\$1,155,450.92
San Pedro Mártir Yucuxaco	\$2,458,303.21
San Pedro Mixtepec -Dto. 22 -	\$31,017,499.14
San Pedro Mixtepec -Dto. 26 -	\$1,835,869.29
San Pedro Molinos	\$1,134,766.45
San Pedro Nopala	\$1,209,368.07
San Pedro Ocopetatillo	\$1,708,234.93
San Pedro Ocoatepec	\$4,394,590.17
San Pedro Pochutla	\$55,041,319.07
San Pedro Quiatoni	\$30,878,328.77
San Pedro Sochiápam	\$9,392,290.12
San Pedro Tapanatepec	\$15,122,060.29
San Pedro Taviche	\$2,421,934.02
San Pedro Teozacoalco	\$2,248,233.08
San Pedro Teutla	\$7,909,348.90
San Pedro Tidaá	\$2,236,557.49
San Pedro Topiltepec	\$333,131.16
San Pedro Totolápam	\$2,213,493.22
Villa de Tututepec de Melchor Ocampo	\$48,650,157.26
San Pedro Yaneri	\$1,133,090.98
San Pedro Yólox	\$4,082,967.69
San Pedro y San Pablo Ayutla	\$17,852,049.70
Villa de Etla	\$5,099,872.08
San Pedro y San Pablo Teposcolula	\$3,240,856.68
San Pedro y San Pablo Tequixtepec	\$2,749,061.96
San Pedro Yucunama	\$183,839.57
San Raymundo Jalpan	\$2,066,123.30
San Sebastián Abasolo	\$2,437,038.19
San Sebastián Coatlán	\$4,004,510.20
San Sebastián Ixcapa	\$4,062,730.89
San Sebastián Nicananduta	\$1,009,899.75
San Sebastián Río Hondo	\$8,483,944.67
San Sebastián Tecomaxtlahuaca	\$13,090,392.35
San Sebastián Teitipac	\$2,880,055.84
San Sebastián Tutla	\$4,242,942.47
San Simón Almolongas	\$4,424,909.11
San Simón Zahuatlán	\$6,406,719.08
Santa Ana	\$2,944,012.74
Santa Ana Ateixtlahuaca	\$1,970,515.46
Santa Ana Cuauhtémoc	\$1,666,451.12

M
d

Q

R

Santa Ana del Valle	\$1,764,059.36
Santa Ana Tavela	\$1,723,299.09
Santa Ana Tlapacoyan	\$3,241,170.55
Santa Ana Yareni	\$893,572.01
Santa Ana Zegache	\$5,627,033.31
Santa Catalina Quierí	\$1,525,055.55
Santa Catarina Cuixtla	\$1,469,904.15
Santa Catarina Ixtepeji	\$2,700,845.88
Santa Catarina Juquila	\$19,217,852.46
Santa Catarina Lachatao	\$1,845,179.73
Santa Catarina Loxicha	\$10,013,142.93
Santa Catarina Mechoacán	\$7,416,590.05
Santa Catarina Minas	\$2,739,237.73
Santa Catarina Quiané	\$1,409,043.92
Santa Catarina Tayata	\$1,029,279.07
Santa Catarina Ticuá	\$2,424,645.32
Santa Catarina Yosonotú	\$4,563,354.76
Santa Catarina Zapoquila	\$820,150.74
Santa Cruz Acatepec	\$3,628,614.90
Santa Cruz Amilpas	\$4,433,099.16
Santa Cruz de Bravo	\$434,200.36
Santa Cruz Itundujia	\$31,498,481.52
Santa Cruz Mixtepec	\$5,431,510.04
Santa Cruz Nundaco	\$5,270,163.84
Santa Cruz Papalutla	\$2,936,130.26
Santa Cruz Tacache de Mina	\$1,837,640.09
Santa Cruz Tacahua	\$3,782,270.05
Santa Cruz Tayata	\$915,410.36
Santa Cruz Xitla	\$7,596,240.58
Santa Cruz Xoxocotlán	\$44,486,802.83
Santa Cruz Zenzontepec	\$38,301,380.51
Santa Gertrudis	\$3,084,089.03
Santa Inés del Monte	\$5,879,060.88
Santa Inés Yatzeche	\$1,941,560.53
Santa Lucía del Camino	\$12,681,972.34
Santa Lucía Miahuatlán	\$10,080,120.70
Santa Lucía Monteverde	\$18,295,736.47
Santa Lucía Ocotlán	\$5,423,838.66
Santa María Alotepec	\$3,723,303.43
Santa María Apazco	\$6,011,680.14
Santa María la Asunción	\$8,305,471.59
Heroica Ciudad de Tlaxiaco	\$46,066,895.94
Ayoquezco de Aldama	\$7,485,892.51
Santa María Atzompa	\$20,386,332.28
Santa María Camotlán	\$2,070,710.02
Santa María Colotepec	\$21,924,779.06

M
T

Q

[Handwritten signature]

Santa María Cortijo	\$1,307,569.01
Santa María Coyotepec	\$1,761,960.06
Santa María Chachoápam	\$920,083.06
Villa de Chilapa de Díaz	\$1,879,154.48
Santa María Chilchotla	\$52,715,330.21
Santa María del Rosario	\$812,481.19
Santa María del Tule	\$3,281,459.58
Santa María Ecatepec	\$3,142,918.89
Santa María Guelacé	\$674,210.56
Santa María Guienagati	\$8,143,382.68
Santa María Huatulco	\$27,489,803.55
Santa María Huazolotitlán	\$13,415,909.75
Santa María Ipalapa	\$5,219,473.37
Santa María Ixcatlán	\$1,142,073.23
Santa María Jacatepec	\$14,263,326.27
Santa María Jalapa del Marqués	\$12,071,281.11
Santa María Jaltianguis	\$349,241.29
Santa María Lachixío	\$3,898,507.21
Santa María Mixtequilla	\$3,569,051.86
Santa María Nativitas	\$945,016.79
Santa María Nduayaco	\$1,015,144.08
Santa María Ozolotepec	\$7,894,426.33
Santa María Pápalo	\$4,053,871.12
Santa María Peñoles	\$20,064,395.43
Santa María Quiépolani	\$2,854,385.91
Santa María Sola	\$2,345,113.66
Santa María Tataltepec	\$516,822.51
Santa María Tecomavaca	\$1,193,417.22
Santa María Temaxcalapa	\$924,531.27
Santa María Temaxcaltepec	\$5,243,343.76
Santa María Teopoxco	\$7,210,357.95
Santa María Tepantlali	\$10,482,782.04
Santa María Texcatitlán	\$1,877,020.21
Santa María Tlahuitoltepec	\$27,911,698.00
Santa María Tlalixtac	\$3,154,942.83
Santa María Tonameca	\$39,984,793.63
Santa María Totolapilla	\$1,057,731.22
Santa María Xadani	\$9,079,372.68
Santa María Yalina	\$329,746.85
Santa María Yavesía	\$554,284.78
Santa María Yolotepec	\$1,479,486.89
Santa María Yosoyúa	\$2,608,553.56
Santa María Yucuhiti	\$9,792,995.56
Santa María Zacatepec	\$15,811,850.65
Santa María Zaniza	\$2,873,861.19
Santa María Zoquitlán	\$3,936,772.03

Santiago Amoltepec	\$39,117,803.10
Santiago Apoala	\$2,491,013.76
Santiago Apóstol	\$6,110,202.35
Santiago Astata	\$3,749,023.11
Santiago Atitlán	\$8,604,232.17
Santiago Ayuquilla	\$3,576,003.63
Santiago Cacaloxtepic	\$2,120,276.52
Santiago Camotlán	\$13,133,106.11
Santiago Comaltepec	\$1,025,241.05
Santiago Chazumba	\$4,805,468.88
Santiago Choápam	\$11,522,677.06
Santiago del Río	\$1,365,496.15
Santiago Huajolotitlán	\$4,110,690.80
Santiago Huaucilla	\$908,546.65
Santiago Ihuitlán Plumas	\$627,459.49
Santiago Ixcuintepic	\$2,268,806.31
Santiago Ixtayutla	\$29,124,767.24
Santiago Jamiltepec	\$19,635,802.34
Santiago Jocotepec	\$21,251,049.36
Santiago Juxtlahuaca	\$54,252,070.39
Santiago Lachiguiri	\$9,589,927.78
Santiago Lalopa	\$327,909.84
Santiago Laollaga	\$3,235,408.33
Santiago Laxopa	\$1,856,490.66
Santiago Llano Grande	\$4,175,641.86
Santiago Matatlán	\$12,394,411.73
Santiago Miltepec	\$556,718.22
Santiago Minas	\$3,045,413.54
Santiago Nacaltepec	\$2,466,631.40
Santiago Nejapilla	\$429,489.31
Santiago Nundiche	\$2,497,590.25
Santiago Nuyoó	\$3,547,639.75
Santiago Pinotepa Nacional	\$52,445,088.88
Santiago Suchilquitongo	\$11,185,747.74
Santiago Tamazola	\$4,610,688.90
Santiago Tapextla	\$4,911,102.66
Villa Tejúpam de la Unión	\$2,123,765.10
Santiago Tenango	\$2,828,091.53
Santiago Tepetlapa	\$105,170.21
Santiago Tetepec	\$8,083,371.81
Santiago Texcalcingo	\$4,100,859.25
Santiago Textitlán	\$5,212,715.85
Santiago Tilantongo	\$8,262,229.72
Santiago Tillo	\$676,053.01
Santiago Tlazoyaltepec	\$13,165,590.13
Santiago Xanica	\$5,830,596.30

M
1

Q
A

Santiago Xiacuí	\$1,833,015.76
Santiago Yaitepec	\$8,227,426.79
Santiago Yaveo	\$10,320,947.55
Santiago Yolomécatl	\$1,673,202.48
Santiago Yosondúa	\$14,317,626.61
Santiago Yucuyachi	\$1,205,510.60
Santiago Zacatepec	\$15,319,079.89
Santiago Zochila	\$259,070.42
Nuevo Zoquiápam	\$1,289,601.08
Santo Domingo Ingenio	\$6,516,751.23
Santo Domingo Albarradas	\$732,748.59
Santo Domingo Armenta	\$4,366,536.33
Santo Domingo Chihuitán	\$1,265,651.34
Santo Domingo de Morelos	\$20,754,495.42
Santo Domingo Ixcatlán	\$2,733,094.17
Santo Domingo Nuxaá	\$11,132,889.57
Santo Domingo Ozolotepec	\$1,576,113.99
Santo Domingo Petapa	\$8,811,074.35
Santo Domingo Roayaga	\$4,034,358.85
Santo Domingo Tehuantepec	\$49,686,702.78
Santo Domingo Teojomulco	\$6,399,210.89
Santo Domingo Tepuxtepec	\$14,233,093.33
Santo Domingo Tlatayápam	\$198,471.94
Santo Domingo Tomaltepec	\$2,371,394.86
Santo Domingo Tonalá	\$8,612,102.21
Santo Domingo Tonaltepec	\$579,130.68
Santo Domingo Xagacia	\$1,783,801.53
Santo Domingo Yanhuatlán	\$2,240,033.44
Santo Domingo Yodohino	\$453,151.45
Santo Domingo Zanatepec	\$9,764,936.84
Santos Reyes Nopala	\$25,624,468.33
Santos Reyes Pápalo	\$4,733,881.90
Santos Reyes Tepejillo	\$1,701,804.88
Santos Reyes Yucuná	\$2,378,262.56
Santo Tomás Jalieza	\$5,993,683.51
Santo Tomás Mazaltepec	\$1,955,131.58
Santo Tomás Ocotepec	\$8,555,823.61
Santo Tomás Tamazulapan	\$2,669,393.68
San Vicente Coatlán	\$7,377,800.41
San Vicente Lachixío	\$6,350,763.64
San Vicente Nuñú	\$589,896.38
Silacayoápam	\$10,217,041.90
Sitio de Xitlapehua	\$621,565.23
Soledad Etla	\$3,300,963.06
Villa de Tamazulápam del Progreso	\$5,193,919.57
Tanetze de Zaragoza	\$2,429,356.63

M
d

8

[Handwritten signature]

Taniche	\$792,976.74
Tataltepec de Valdés	\$11,898,875.95
Teococuilco de Marcos Pérez	\$1,525,629.25
Teotitlán de Flores Magón	\$6,171,259.46
Teotitlán del Valle	\$6,964,535.25
Teotongo	\$1,265,458.67
Tepelmeme Villa de Morelos	\$2,931,709.61
Tezoatlán de Segura y Luna	\$18,388,378.65
San Jerónimo Tlacoahuaya	\$4,853,500.65
Tlacolula de Matamoros	\$16,665,389.72
Tlacotepec Plumas	\$499,669.66
Tlalixtac de Cabrera	\$5,670,877.30
Totontepec Villa de Morelos	\$9,266,138.50
Trinidad Zaachila	\$3,332,997.55
La Trinidad Vista Hermosa	\$343,365.94
Unión Hidalgo	\$8,094,334.16
Valerio Trujano	\$1,492,294.17
San Juan Bautista Valle Nacional	\$30,739,315.62
Villa Díaz Ordaz	\$9,284,175.44
Yaxe	\$5,663,136.62
Magdalena Yodocono de Porfirio Díaz	\$1,680,980.40
Yogana	\$2,529,083.43
Yutanduchi de Guerrero	\$2,447,462.86
Villa de Zaachila	\$43,235,190.86
San Mateo Yucutindó	\$5,999,764.42
Zapotitlán Lagunas	\$5,529,119.41
Zapotitlán Palmas	\$2,968,854.44
Santa Inés de Zaragoza	\$3,477,607.55
Zimatlán de Álvarez	\$18,610,861.45
TOTAL	\$4,640,945,366.11

Paso 7. Obtener la asignación monetaria correspondiente a cada demarcación territorial respecto del FISDMF 2022:

Clave INEGI	Municipio (i)	(14) Asignación 2013 ($F_{i,2013}$)	(9) $Z_{i,t}$	(13) $e_{i,t}$	(15) Asignación FISDMF 2022
20001	Abejones	\$1,553,435.01	\$420,662.06	\$1,552,754.73	\$3,526,851.80
20002	Acatlán de Pérez Figueroa	\$47,689,692.36	\$15,970,414.73	\$677,897.86	\$64,338,004.95
20003	Asunción Cacalotepec	\$5,593,580.01	\$1,809,480.10	\$595,215.84	\$7,998,275.95
20004	Asunción Cuyotepeji	\$1,172,667.06	\$351,957.61	\$878,946.72	\$2,403,571.40
20005	Asunción Ixtaltepec	\$11,840,574.57	\$1,372,637.56	\$1,556,989.82	\$14,770,201.95
20006	Asunción Nochixtlán	\$18,177,209.20	\$9,122,453.25	\$311,102.57	\$27,610,765.02
20007	Asunción Ocotlán	\$5,678,361.32	\$2,226,731.82	\$1,221,641.27	\$9,126,734.41
20008	Asunción Tlacolulita	\$1,022,135.51	\$266,063.12	\$914,694.48	\$2,202,893.10
20009	Ayotzintepec	\$8,638,520.18	\$6,424,938.40	\$990,256.83	\$16,053,715.42
20010	El Barrio de la Soledad	\$8,594,379.37	\$1,473,950.55	\$849,115.37	\$10,917,445.29

20011	Calihualá	\$1,372,952.25	\$1,232,671.01	\$788,720.18	\$3,394,343.44
20012	Candelaria Loxicha	\$19,468,290.24	\$11,872,097.53	\$802,952.00	\$32,143,339.77
20013	Ciénega de Zimatlán	\$2,136,606.62	\$550,496.40	\$1,582,227.59	\$4,269,330.61
20014	Ciudad Ixtepec	\$14,926,319.56	\$2,268,165.79	\$1,187,205.99	\$18,381,691.34
20015	Coatecas Altas	\$10,073,974.73	\$5,776,229.83	\$715,866.51	\$16,566,071.07
20016	Coicoyán de las Flores	\$21,878,675.68	\$18,283,979.86	\$757,095.20	\$40,919,750.74
20017	La Compañía	\$5,836,827.04	\$2,479,759.73	\$957,376.33	\$9,273,963.10
20018	Concepción Buenavista	\$1,123,331.44	\$380,247.65	\$1,075,112.76	\$2,578,691.86
20019	Concepción Pápalo	\$4,139,082.77	\$1,992,156.99	\$776,947.56	\$6,908,187.32
20020	Constancia del Rosario	\$7,124,033.93	\$4,780,790.21	\$699,994.40	\$12,604,818.54
20021	Cosolapa	\$14,947,000.70	\$4,452,389.72	\$749,625.17	\$20,149,015.59
20022	Cosoltepec	\$1,443,921.91	\$383,890.10	\$862,149.67	\$2,689,961.68
20023	Cuilápam de Guerrero	\$25,388,991.27	\$12,904,867.14	\$324,535.49	\$38,618,393.91
20024	Cuyamecalco Villa de Zaragoza	\$7,721,223.36	\$3,622,798.95	\$904,328.22	\$12,248,350.53
20025	Chahuites	\$9,753,261.12	\$5,206,528.06	\$699,248.30	\$15,659,037.48
20026	Chalcatongo de Hidalgo	\$11,991,408.76	\$4,687,408.30	\$990,154.78	\$17,668,971.84
20027	Chiquihuitlán de Benito Juárez	\$5,100,156.57	\$1,487,213.64	\$981,495.65	\$7,568,865.87
20028	Heroica Ciudad de Ejutla de Crespo	\$19,527,317.13	\$9,991,208.37	\$403,815.69	\$29,922,341.19
20029	Eloxochitlán de Flores Magón	\$13,556,162.28	\$4,296,954.31	\$906,375.28	\$18,759,491.87
20030	El Espinal	\$4,522,504.74	\$452,103.39	\$1,174,034.06	\$6,148,642.19
20031	Tamazulápam del Espíritu Santo	\$14,791,658.91	\$4,612,082.35	\$711,351.28	\$20,115,092.54
20032	Fresnillo de Trujano	\$1,124,676.63	\$413,268.91	\$1,367,022.05	\$2,904,967.60
20033	Guadalupe Etla	\$1,909,578.42	\$288,867.00	\$748,036.29	\$2,946,481.72
20034	Guadalupe de Ramírez	\$1,060,804.41	\$366,930.67	\$1,115,504.50	\$2,543,239.58
20035	Guelatao de Juárez	\$198,545.25	\$12,514.85	\$4,615,473.66	\$4,826,533.76
20036	Guevea de Humboldt	\$6,625,405.51	\$2,731,917.65	\$1,699,471.60	\$11,056,794.76
20037	Mesones Hidalgo	\$8,953,430.20	\$4,016,455.18	\$910,213.21	\$13,880,098.59
20038	Villa Hidalgo	\$4,139,458.52	\$811,921.30	\$1,243,636.03	\$6,195,015.85
20039	Heroica Ciudad de Huajuapán de León	\$41,934,907.20	\$16,550,806.10	\$682,408.07	\$59,168,121.37
20040	Huautepéc	\$14,985,990.57	\$11,139,750.11	\$730,542.35	\$26,856,283.03
20041	Huautla de Jiménez	\$56,624,425.20	\$28,664,123.97	\$297,766.13	\$85,586,315.31
20042	Ixtlán de Juárez	\$7,790,851.59	\$2,585,822.19	\$1,665,827.58	\$12,042,501.36
20043	Heroica Ciudad de Juchitán de Zaragoza	\$62,001,283.23	\$39,111,661.63	\$368,485.62	\$101,481,430.47
20044	Loma Bonita	\$34,465,103.58	\$13,900,071.41	\$591,326.97	\$48,956,501.96
20045	Magdalena Apasco	\$3,906,730.08	\$303,569.69	\$2,167,531.69	\$6,377,831.45
20046	Magdalena Jaltepec	\$5,574,758.75	\$1,307,386.56	\$1,041,458.67	\$7,923,603.98
20047	Santa Magdalena Jicotlán	\$79,911.18	\$17,870.75	\$1,229,120.70	\$1,326,902.63
20048	Magdalena Mixtepec	\$2,465,654.79	\$1,628,234.30	\$779,038.57	\$4,872,927.67
20049	Magdalena Ocotlán	\$1,510,318.20	\$719,191.02	\$588,800.34	\$2,818,309.56
20050	Magdalena Peñasco	\$8,493,705.78	\$2,135,076.34	\$1,157,561.23	\$11,786,343.35
20051	Magdalena Teitipac	\$9,677,353.62	\$5,156,602.72	\$931,959.07	\$15,765,915.41
20052	Magdalena Tequisistlán	\$7,544,309.79	\$1,764,667.60	\$1,103,347.34	\$10,412,324.73
20053	Magdalena Tlacotepec	\$1,064,610.22	\$123,695.78	\$1,438,694.28	\$2,627,000.28

20054	Magdalena Zahuatlán	\$345,536.91	\$201,353.81	\$865,528.00	\$1,412,418.72
20055	Mariscala de Juárez	\$2,954,616.95	\$1,175,776.53	\$781,751.30	\$4,912,144.78
20056	Mártires de Tacubaya	\$1,266,617.83	\$680,607.44	\$558,742.23	\$2,505,967.50
20057	Matías Romero Avendaño	\$30,534,651.10	\$17,102,361.80	\$0.00	\$47,637,012.90
20058	Mazatlán Villa de Flores	\$22,539,630.24	\$15,780,019.53	\$789,623.75	\$39,109,273.52
20059	Miahuatlán de Porfirio Díaz	\$42,970,966.83	\$29,939,807.14	\$304,377.99	\$73,215,151.96
20060	Mixistlán de la Reforma	\$5,504,487.74	\$1,403,097.33	\$1,204,179.13	\$8,111,764.20
20061	Monjas	\$5,212,439.47	\$1,378,926.37	\$866,823.61	\$7,458,189.44
20062	Natividad	\$316,991.75	\$42,208.41	\$989,681.61	\$1,348,881.77
20063	Nazareno Etlá	\$1,951,747.55	\$469,286.72	\$790,939.96	\$3,211,974.24
20064	Nejapa de Madero	\$12,412,291.99	\$2,426,659.66	\$1,159,185.39	\$15,998,137.03
20065	Ixpantepec Nieves	\$1,626,605.96	\$759,407.03	\$1,239,449.45	\$3,625,462.44
20066	Santiago Niltepec	\$6,678,176.03	\$1,314,711.59	\$1,274,164.19	\$9,267,051.80
20067	Oaxaca de Juárez	\$106,610,285.04	\$47,598,816.81	\$313,060.66	\$154,522,162.51
20068	Ocotlán de Morelos	\$20,989,966.25	\$8,177,491.60	\$501,840.18	\$29,669,298.03
20069	La Pe	\$3,258,962.98	\$1,857,025.78	\$1,033,340.32	\$6,149,329.08
20070	Pinotepa de Don Luis	\$11,257,683.67	\$5,439,934.33	\$976,699.10	\$17,674,317.10
20071	Pluma Hidalgo	\$6,805,901.15	\$2,165,781.23	\$672,530.71	\$9,644,213.09
20072	San José del Progreso	\$9,296,531.98	\$4,672,338.93	\$948,597.28	\$14,917,468.19
20073	Putla Villa de Guerrero	\$34,355,982.21	\$24,928,425.73	\$444,453.66	\$59,728,861.59
20074	Santa Catarina Quiquilitani	\$643,728.81	\$165,184.16	\$1,396,446.38	\$2,205,359.35
20075	Reforma de Pineda	\$2,453,341.22	\$596,727.11	\$1,129,874.93	\$4,179,943.26
20076	La Reforma	\$3,250,138.82	\$1,677,931.01	\$808,690.83	\$5,736,760.66
20077	Reyes Etlá	\$2,417,207.23	\$695,694.91	\$800,773.82	\$3,913,675.96
20078	Rojas de Cuauhtémoc	\$1,104,136.96	\$69,238.88	\$846,957.12	\$2,020,332.96
20079	Salina Cruz	\$33,441,488.52	\$8,568,644.72	\$845,768.40	\$42,855,901.64
20080	San Agustín Amatengo	\$1,720,907.57	\$697,623.57	\$1,175,728.54	\$3,594,259.68
20081	San Agustín Atenango	\$3,079,392.36	\$853,690.25	\$1,096,994.57	\$5,030,077.19
20082	San Agustín Chayuco	\$4,595,001.63	\$2,310,177.29	\$1,270,865.65	\$8,176,044.57
20083	San Agustín de las Juntas	\$5,752,413.12	\$1,629,914.95	\$1,023,378.10	\$8,405,706.17
20084	San Agustín Etlá	\$1,908,859.31	\$212,902.08	\$1,457,221.88	\$3,578,983.26
20085	San Agustín Loxicha	\$61,637,130.17	\$38,805,760.33	\$720,552.95	\$101,163,443.46
20086	San Agustín Tlacotepec	\$1,836,266.63	\$680,063.69	\$946,924.62	\$3,463,254.94
20087	San Agustín Yatarieni	\$3,351,985.03	\$2,935,817.58	\$678,633.46	\$6,966,436.07
20088	San Andrés Cabecera Nueva	\$6,106,452.99	\$2,187,243.08	\$1,070,943.07	\$9,364,639.14
20089	San Andrés Dinicuiti	\$1,726,304.87	\$1,386,851.75	\$621,313.76	\$3,734,470.39
20090	San Andrés Huaxpaltepec	\$6,390,824.95	\$3,280,057.27	\$882,226.01	\$10,553,108.23
20091	San Andrés Huayápam	\$2,187,760.20	\$384,716.04	\$1,456,190.87	\$4,028,667.11
20092	San Andrés Ixtlahuaca	\$1,916,007.60	\$470,385.58	\$1,031,777.68	\$3,418,170.86
20093	San Andrés Lagunas	\$623,594.98	\$249,301.04	\$904,632.84	\$1,777,528.86
20094	San Andrés Nuxiño	\$3,081,761.45	\$1,053,948.90	\$536,573.67	\$4,672,284.02
20095	San Andrés Paxtlán	\$8,926,811.48	\$4,658,353.70	\$932,163.33	\$14,517,328.52
20096	San Andrés Sinaxtla	\$579,064.23	\$108,034.70	\$729,368.33	\$1,416,467.26
20097	San Andrés Solaga	\$1,881,618.32	\$674,497.00	\$900,402.38	\$3,456,517.69
20098	San Andrés Teotilápam	\$9,552,663.64	\$4,078,447.47	\$1,079,767.27	\$14,710,878.37
20099	San Andrés Tepetlapa	\$762,594.98	\$400,404.36	\$947,447.21	\$2,110,446.55

20100	San Andrés Yaá	\$765,140.82	\$136,690.91	\$1,038,263.45	\$1,940,095.19
20101	San Andrés Zabache	\$1,308,934.92	\$693,006.84	\$736,121.74	\$2,738,063.50
20102	San Andrés Zautla	\$6,208,962.28	\$1,060,017.11	\$561,883.75	\$7,830,863.14
20103	San Antonino Castillo Velasco	\$4,990,987.72	\$3,418,167.89	\$1,604,006.73	\$10,013,162.34
20104	San Antonino el Alto	\$5,291,150.01	\$1,658,862.75	\$788,564.29	\$7,738,577.04
20105	San Antonino Monte Verde	\$9,365,322.65	\$5,620,387.24	\$870,534.82	\$15,856,244.71
20106	San Antonio Acutla	\$329,374.95	\$15,608.53	\$2,809,418.75	\$3,154,402.23
20107	San Antonio de la Cal	\$12,311,718.75	\$7,181,630.13	\$326,940.13	\$19,820,289.00
20108	San Antonio Huitepec	\$8,044,972.13	\$1,836,409.92	\$1,917,760.54	\$11,799,142.59
20109	San Antonio Nanahuatípam	\$909,573.11	\$321,264.97	\$856,530.11	\$2,087,368.18
20110	San Antonio Sinicahua	\$4,959,992.51	\$1,961,493.79	\$573,721.19	\$7,495,207.48
20111	San Antonio Tepetlapa	\$6,564,916.00	\$5,208,114.66	\$586,755.87	\$12,359,786.52
20112	San Baltazar Chichicápam	\$3,276,868.63	\$1,784,818.79	\$701,537.05	\$5,763,224.46
20113	San Baltazar Loxicha	\$3,717,092.05	\$1,574,106.18	\$924,900.53	\$6,216,098.77
20114	San Baltazar Yatzachi el Bajo	\$881,428.43	\$209,172.11	\$1,705,718.53	\$2,796,319.06
20115	San Bartolo Coyotepec	\$4,163,607.26	\$1,632,021.78	\$426,527.49	\$6,222,156.53
20116	San Bartolomé Ayautla	\$8,320,686.56	\$6,528,463.01	\$869,581.99	\$15,718,731.57
20117	San Bartolomé Loxicha	\$5,698,562.61	\$1,233,545.66	\$1,111,965.16	\$8,044,073.44
20118	San Bartolomé Quialana	\$4,182,699.40	\$1,194,416.85	\$895,897.83	\$6,273,014.08
20119	San Bartolomé Yucuañe	\$783,880.54	\$595,154.22	\$575,098.79	\$1,954,133.55
20120	San Bartolomé Zoogocho	\$323,536.32	\$283,024.62	\$392,492.33	\$999,053.27
20121	San Bartolo Soyaltepec	\$935,326.20	\$102,516.36	\$2,849,939.21	\$3,887,781.78
20122	San Bartolo Yautepec	\$1,160,280.11	\$164,407.26	\$1,184,202.67	\$2,508,890.04
20123	San Bernardo Mixtepec	\$4,022,093.32	\$1,519,678.85	\$1,008,854.20	\$6,550,626.37
20124	San Blas Atempa	\$28,726,871.17	\$8,828,656.97	\$613,695.27	\$38,169,223.41
20125	San Carlos Yautepec	\$20,961,780.94	\$8,304,488.55	\$296,914.31	\$29,563,183.81
20126	San Cristóbal Amatlán	\$11,816,727.23	\$3,588,307.98	\$1,282,265.94	\$16,687,301.15
20127	San Cristóbal Amoltepec	\$4,165,204.55	\$1,015,663.32	\$410,061.63	\$5,590,929.50
20128	San Cristóbal Lachirioag	\$1,112,823.71	\$223,997.90	\$1,345,687.97	\$2,682,509.58
20129	San Cristóbal Suchixtlahuaca	\$289,709.33	\$41,454.02	\$855,040.49	\$1,186,203.84
20130	San Dionisio del Mar	\$9,049,883.29	\$3,331,352.45	\$927,001.64	\$13,308,237.38
20131	San Dionisio Ocotepec	\$15,949,739.43	\$12,675,036.60	\$174,882.02	\$28,799,658.04
20132	San Dionisio Ocotlán	\$1,284,124.72	\$373,216.63	\$698,558.18	\$2,355,899.53
20133	San Esteban Atlatluca	\$14,322,546.05	\$3,163,838.63	\$933,776.74	\$18,420,161.41
20134	San Felipe Jalapa de Díaz	\$40,217,195.01	\$57,977,423.92	\$588,597.51	\$98,783,216.44
20135	San Felipe Tejalápam	\$10,793,036.85	\$5,292,811.50	\$434,995.68	\$16,520,844.04
20136	San Felipe Usila	\$21,332,366.11	\$15,046,457.06	\$649,524.92	\$37,028,348.09
20137	San Francisco Cahuacuá	\$9,443,431.66	\$3,518,216.44	\$759,302.37	\$13,720,950.47
20138	San Francisco Cajonos	\$455,962.99	\$154,685.61	\$721,084.15	\$1,331,732.75
20139	San Francisco Chapulapa	\$4,590,423.93	\$2,298,952.31	\$851,875.57	\$7,741,251.81
20140	San Francisco Chindúa	\$946,325.15	\$572,898.89	\$0.00	\$1,519,224.04
20141	San Francisco del Mar	\$9,339,815.23	\$3,811,948.71	\$1,265,467.05	\$14,417,230.99
20142	San Francisco Huehuetlán	\$1,814,760.16	\$741,440.46	\$1,129,126.06	\$3,685,326.68
20143	San Francisco Ixhuatán	\$8,919,993.99	\$3,359,740.80	\$1,143,973.43	\$13,423,708.22

20144	San Francisco Jaltepetongo	\$1,944,325.96	\$555,365.40	\$611,073.93	\$3,110,765.30
20145	San Francisco Lachigoló	\$3,356,817.71	\$1,068,521.69	\$679,698.08	\$5,105,037.48
20146	San Francisco Logueche	\$5,666,795.52	\$2,249,526.87	\$782,140.25	\$8,698,462.64
20147	San Francisco Nuxaño	\$617,838.09	\$94,346.63	\$977,787.90	\$1,689,972.62
20148	San Francisco Ozolotepec	\$3,430,252.95	\$1,432,548.09	\$1,053,046.31	\$5,915,847.35
20149	San Francisco Sola	\$2,369,862.74	\$1,488,549.61	\$658,797.81	\$4,517,210.16
20150	San Francisco Tlaxtlahuaca	\$9,100,822.34	\$3,650,765.68	\$477,372.11	\$13,228,960.14
20151	San Francisco Teopan	\$620,951.86	\$275,500.43	\$849,950.96	\$1,746,403.26
20152	San Francisco Tlapancingo	\$3,047,395.67	\$3,022,508.21	\$688,327.63	\$6,758,231.51
20153	San Gabriel Mixtepec	\$7,072,555.70	\$1,968,662.81	\$1,260,844.71	\$10,302,063.22
20154	San Ildefonso Amatlán	\$4,198,081.88	\$1,439,921.20	\$1,128,679.07	\$6,766,682.15
20155	San Ildefonso Sola	\$1,619,487.54	\$1,171,631.25	\$635,658.22	\$3,426,777.01
20156	San Ildefonso Villa Alta	\$3,242,915.58	\$1,067,631.61	\$1,369,881.87	\$5,680,429.06
20157	San Jacinto Amilpas	\$3,958,087.18	\$1,207,808.24	\$499,452.22	\$5,665,347.65
20158	San Jacinto Tlacotepec	\$4,095,866.76	\$1,050,712.59	\$998,154.07	\$6,144,733.42
20159	San Jerónimo Coatlán	\$10,592,051.38	\$4,904,254.55	\$823,337.29	\$16,319,643.22
20160	San Jerónimo Silacayoapilla	\$1,744,062.06	\$313,631.17	\$1,269,641.17	\$3,327,334.39
20161	San Jerónimo Sosola	\$4,885,591.46	\$1,097,243.33	\$1,076,084.71	\$7,058,919.49
20162	San Jerónimo Taviche	\$3,595,915.26	\$1,981,445.52	\$675,950.38	\$6,253,311.16
20163	San Jerónimo Tecóatl	\$3,182,680.82	\$1,637,836.95	\$794,993.66	\$5,615,511.44
20164	San Jorge Nuchita	\$3,146,109.10	\$2,629,736.39	\$966,688.01	\$6,742,533.50
20165	San José Ayuquila	\$2,057,004.79	\$701,810.96	\$710,313.38	\$3,469,129.13
20166	San José Chiltepec	\$15,422,443.61	\$4,949,075.67	\$1,045,248.81	\$21,416,768.09
20167	San José del Peñasco	\$4,130,963.39	\$841,099.84	\$1,238,362.21	\$6,210,425.44
20168	San José Estancia Grande	\$1,339,128.50	\$373,897.95	\$1,101,897.77	\$2,814,924.22
20169	San José Independencia	\$5,893,508.02	\$5,502,030.74	\$731,582.56	\$12,127,121.32
20170	San José Lachiguirí	\$10,019,041.37	\$4,340,757.74	\$540,544.60	\$14,900,343.72
20171	San José Tenango	\$63,992,541.45	\$31,622,181.01	\$739,370.68	\$96,354,093.13
20172	San Juan Achiutla	\$435,461.98	\$120,959.18	\$1,583,085.17	\$2,139,506.33
20173	San Juan Atepec	\$977,071.80	\$432,131.16	\$1,391,997.07	\$2,801,200.04
20174	Ánimas Trujano	\$944,798.95	\$671,353.83	\$706,663.61	\$2,322,816.39
20175	San Juan Bautista Atatlahuca	\$1,549,986.15	\$775,690.46	\$1,218,585.38	\$3,544,261.99
20176	San Juan Bautista Coixtlahuaca	\$5,808,413.01	\$1,210,447.06	\$936,472.92	\$7,955,332.99
20177	San Juan Bautista Cuicatlán	\$9,735,045.01	\$3,667,116.34	\$1,035,434.30	\$14,437,595.65
20178	San Juan Bautista Guelache	\$3,612,727.70	\$1,214,298.02	\$781,795.16	\$5,608,820.89
20179	San Juan Bautista Jayacatlán	\$1,955,576.87	\$766,028.90	\$1,171,813.70	\$3,893,419.47
20180	San Juan Bautista Lo de Soto	\$2,804,200.29	\$595,832.60	\$1,114,437.33	\$4,514,470.22
20181	San Juan Bautista Suchitepec	\$691,743.28	\$150,232.38	\$1,048,971.29	\$1,890,946.95
20182	San Juan Bautista Tlacoatzintepec	\$4,307,367.27	\$2,021,709.38	\$1,032,446.85	\$7,361,523.50
20183	San Juan Bautista Tlachichilco	\$2,122,425.88	\$886,896.23	\$1,201,268.71	\$4,210,590.82
20184	San Juan Bautista Tuxtepec	\$110,676,009.40	\$68,486,330.85	\$517,290.92	\$179,679,631.17

20185	San Juan Cacahuatpec	\$6,964,693.53	\$4,868,151.78	\$1,036,382.59	\$12,869,227.90
20186	San Juan Cieneguilla	\$744,251.13	\$150,393.19	\$1,233,622.98	\$2,128,267.30
20187	San Juan Coatzacoatz	\$6,649,009.85	\$1,826,719.12	\$1,068,381.82	\$9,544,110.78
20188	San Juan Colorado	\$15,502,217.35	\$9,310,305.24	\$399,298.84	\$25,211,821.43
20189	San Juan Comaltepec	\$10,403,406.38	\$3,718,770.82	\$842,008.93	\$14,964,186.13
20190	San Juan Cotzocón	\$32,397,970.81	\$13,639,878.62	\$620,600.87	\$46,658,450.30
20191	San Juan Chicomezúchil	\$193,616.93	\$65,682.75	\$762,556.52	\$1,021,856.20
20192	San Juan Chilateca	\$764,082.22	\$120,303.54	\$1,269,167.24	\$2,153,553.00
20193	San Juan del Estado	\$2,421,048.56	\$793,931.78	\$915,408.29	\$4,130,388.63
20194	San Juan del Río	\$1,508,495.80	\$410,203.28	\$593,025.89	\$2,511,724.97
20195	San Juan Diuxi	\$2,376,397.57	\$1,142,219.54	\$557,445.08	\$4,076,062.19
20196	San Juan Evangelista Analco	\$186,866.02	\$73,156.69	\$1,458,736.66	\$1,718,759.37
20197	San Juan Guelavía	\$3,987,804.41	\$1,209,181.95	\$1,260,422.59	\$6,457,408.95
20198	San Juan Guichicovi	\$45,500,656.61	\$13,756,974.90	\$657,926.67	\$59,915,558.18
20199	San Juan Ihuatpec	\$1,325,580.66	\$429,734.43	\$1,204,987.66	\$2,960,302.75
20200	San Juan Juquila Mixes	\$8,017,947.02	\$2,274,991.75	\$957,815.19	\$11,250,753.95
20201	San Juan Juquila Vijanos	\$2,175,903.68	\$1,125,249.06	\$1,044,175.62	\$4,345,328.36
20202	San Juan Lachao	\$6,984,555.66	\$1,628,918.91	\$1,565,096.52	\$10,178,571.09
20203	San Juan Lachigalla	\$6,080,568.32	\$2,983,904.11	\$952,737.97	\$10,017,210.40
20204	San Juan Lajarcia	\$1,419,986.27	\$321,310.61	\$868,188.43	\$2,609,485.31
20205	San Juan Lalana	\$40,003,839.44	\$27,412,914.21	\$633,877.66	\$68,050,631.31
20206	San Juan de los Cués	\$2,320,550.57	\$1,225,405.69	\$1,061,645.04	\$4,607,601.30
20207	San Juan Mazatlán	\$47,635,545.21	\$14,584,382.53	\$440,516.69	\$62,660,444.42
20208	San Juan Mixtepec - Dto. 08	\$17,333,073.50	\$5,855,029.58	\$924,908.35	\$24,113,011.43
20209	San Juan Mixtepec - Dto. 26	\$1,502,468.39	\$242,448.59	\$1,701,639.81	\$3,446,556.79
20210	San Juan Numí	\$13,508,800.93	\$5,646,368.88	\$782,892.75	\$19,938,062.56
20211	San Juan Ozolotepec	\$5,882,234.49	\$3,536,798.26	\$879,370.91	\$10,298,403.66
20212	San Juan Petlapa	\$17,219,948.77	\$4,011,134.62	\$776,740.08	\$22,007,823.47
20213	San Juan Quiahije	\$6,340,673.23	\$2,256,257.09	\$1,399,683.58	\$9,996,613.90
20214	San Juan Quiotepec	\$3,418,139.73	\$855,780.74	\$1,237,636.55	\$5,511,557.02
20215	San Juan Sayultepec	\$933,610.36	\$157,481.01	\$592,896.81	\$1,683,988.19
20216	San Juan Tabaá	\$1,023,097.41	\$452,311.37	\$931,512.79	\$2,406,921.57
20217	San Juan Tamazola	\$11,456,984.79	\$3,560,250.72	\$678,504.24	\$15,695,739.75
20218	San Juan Teita	\$1,256,785.04	\$517,956.05	\$610,860.21	\$2,385,601.30
20219	San Juan Teitipac	\$3,770,686.03	\$1,484,207.98	\$1,007,222.93	\$6,262,116.94
20220	San Juan Tepeuxila	\$4,237,976.53	\$1,715,924.43	\$1,162,259.54	\$7,116,160.49
20221	San Juan Teposcolula	\$1,717,856.54	\$495,729.17	\$847,375.29	\$3,060,961.00
20222	San Juan Yaeé	\$1,343,742.27	\$456,245.03	\$1,545,180.31	\$3,345,167.61
20223	San Juan Yatzona	\$314,060.22	\$160,326.37	\$1,053,532.03	\$1,527,918.63
20224	San Juan Yucuita	\$816,680.54	\$116,836.90	\$928,920.72	\$1,862,438.16
20225	San Lorenzo	\$12,629,393.64	\$5,216,203.14	\$884,649.62	\$18,730,246.40
20226	San Lorenzo Albarradas	\$4,639,133.25	\$972,741.74	\$1,087,793.24	\$6,699,668.22
20227	San Lorenzo Cacaotepec	\$7,946,729.96	\$3,710,384.46	\$338,334.29	\$11,995,448.70
20228	San Lorenzo Cuaunecuiltitla	\$1,472,244.21	\$866,890.98	\$1,025,873.67	\$3,365,008.86

20229	San Lorenzo Texmelúcan	\$14,040,950.80	\$11,659,087.51	\$796,389.58	\$26,496,427.89
20230	San Lorenzo Victoria	\$958,564.55	\$444,860.07	\$794,410.88	\$2,197,835.50
20231	San Lucas Camotlán	\$8,156,860.49	\$3,443,708.57	\$769,546.75	\$12,370,115.81
20232	San Lucas Ojitlán	\$39,925,529.87	\$21,173,601.58	\$832,913.74	\$61,932,045.18
20233	San Lucas Quiavini	\$2,306,158.12	\$1,158,216.17	\$742,600.52	\$4,206,974.81
20234	San Lucas Zoquiápam	\$17,996,016.81	\$8,716,317.66	\$824,066.11	\$27,536,400.59
20235	San Luis Amatlán	\$7,281,293.76	\$1,997,416.32	\$1,018,628.00	\$10,297,338.07
20236	San Marcial Ozolotepec	\$5,092,981.17	\$874,816.43	\$1,857,373.75	\$7,825,171.35
20237	San Marcos Arteaga	\$1,504,939.54	\$490,551.00	\$1,006,915.57	\$3,002,406.11
20238	San Martín de los Cansecos	\$1,195,733.76	\$534,542.16	\$784,984.65	\$2,515,260.57
20239	San Martín Huamelúlpam	\$2,043,522.01	\$383,812.20	\$1,234,551.28	\$3,661,885.49
20240	San Martín Itunyoso	\$5,499,031.62	\$4,850,348.67	\$580,551.42	\$10,929,931.71
20241	San Martín Lachilá	\$1,425,429.37	\$662,237.77	\$871,012.23	\$2,958,679.37
20242	San Martín Peras	\$19,976,315.94	\$19,813,735.60	\$789,371.37	\$40,579,422.91
20243	San Martín Tilcajete	\$1,808,952.54	\$441,564.08	\$718,390.18	\$2,968,906.80
20244	San Martín Toxpalan	\$3,476,181.22	\$2,557,365.02	\$964,826.34	\$6,998,372.58
20245	San Martín Zacatepec	\$1,513,192.62	\$817,446.09	\$680,963.17	\$3,011,601.89
20246	San Mateo Cajonos	\$702,706.87	\$262,568.82	\$1,707,998.90	\$2,673,274.59
20247	Capulálpam de Méndez	\$449,725.82	\$84,246.93	\$635,463.77	\$1,169,436.52
20248	San Mateo del Mar	\$36,027,768.51	\$17,015,457.81	\$892,577.65	\$53,935,803.97
20249	San Mateo Yoloxochitlán	\$5,047,263.12	\$3,832,752.16	\$743,692.61	\$9,623,707.89
20250	San Mateo Etlatongo	\$1,707,344.74	\$469,496.50	\$714,840.99	\$2,891,682.24
20251	San Mateo Nejápam	\$1,539,133.56	\$1,033,038.89	\$831,846.93	\$3,404,019.38
20252	San Mateo Peñasco	\$4,666,893.37	\$2,030,646.20	\$845,053.11	\$7,542,592.69
20253	San Mateo Piñas	\$7,831,415.55	\$2,062,448.76	\$688,716.73	\$10,582,581.04
20254	San Mateo Río Hondo	\$9,365,215.27	\$1,516,703.82	\$1,131,941.05	\$12,013,860.14
20255	San Mateo Sindihui	\$3,607,554.22	\$1,957,852.84	\$792,163.98	\$6,357,571.04
20256	San Mateo Tlapiltepec	\$213,166.24	\$84,805.02	\$873,660.71	\$1,171,631.97
20257	San Melchor Betaza	\$2,137,869.89	\$695,522.26	\$924,903.12	\$3,758,295.27
20258	San Miguel Achiutla	\$1,090,925.21	\$557,831.08	\$814,324.28	\$2,463,080.57
20259	San Miguel Ahuehuetitlán	\$4,502,519.15	\$2,317,237.41	\$1,089,272.77	\$7,909,029.33
20260	San Miguel Aloápam	\$4,032,459.97	\$1,395,380.79	\$845,311.84	\$6,273,152.60
20261	San Miguel Amatlán	\$13,728,644.27	\$3,140,618.64	\$1,814,105.78	\$18,683,368.69
20262	San Miguel Amatlán	\$991,248.18	\$123,858.89	\$1,534,374.86	\$2,649,481.92
20263	San Miguel Coatlán	\$12,698,958.25	\$2,744,256.53	\$699,600.36	\$16,142,815.13
20264	San Miguel Chicahua	\$5,031,730.44	\$1,458,988.83	\$1,098,752.13	\$7,589,471.40
20265	San Miguel Chimalapa	\$12,095,258.99	\$4,155,544.88	\$819,165.01	\$17,069,968.87
20266	San Miguel del Puerto	\$14,205,469.65	\$1,453,897.47	\$2,856,310.36	\$18,515,677.48
20267	San Miguel del Río	\$124,917.26	\$79,532.95	\$735,800.15	\$940,250.35
20268	San Miguel Ejutla	\$812,526.12	\$371,473.62	\$605,478.18	\$1,789,477.92
20269	San Miguel el Grande	\$6,822,732.72	\$1,579,650.09	\$1,081,735.39	\$9,484,118.20
20270	San Miguel Huautla	\$4,593,272.89	\$1,389,946.91	\$711,636.91	\$6,694,856.71
20271	San Miguel Mixtepec	\$7,392,856.39	\$5,269,632.99	\$578,906.87	\$13,241,396.25
20272	San Miguel Panixtlahuaca	\$9,224,648.67	\$6,882,541.48	\$744,845.90	\$16,852,036.04
20273	San Miguel Peras	\$8,708,595.61	\$5,024,601.78	\$711,130.34	\$14,444,327.73
20274	San Miguel Piedras	\$2,813,964.09	\$1,371,077.71	\$814,816.31	\$4,999,858.11

20275	San Miguel Quetzaltepec	\$12,394,532.38	\$6,332,861.04	\$1,167,940.18	\$19,895,333.60
20276	San Miguel Santa Flor	\$1,719,295.59	\$323,440.94	\$1,641,648.31	\$3,684,384.84
20277	Villa Sola de Vega	\$26,113,956.11	\$14,171,374.28	\$205,588.75	\$40,490,919.14
20278	San Miguel Soyaltepec	\$47,654,516.16	\$30,972,963.83	\$516,107.92	\$79,143,587.91
20279	San Miguel Suchixtepec	\$6,083,041.05	\$1,911,674.69	\$712,523.21	\$8,707,238.96
20280	Villa Talea de Castro	\$1,791,451.71	\$781,295.84	\$922,736.39	\$3,495,483.94
20281	San Miguel Tecamatlán	\$222,925.28	\$54,046.64	\$1,705,718.53	\$1,982,690.44
20282	San Miguel Tenango	\$1,639,369.65	\$202,161.41	\$1,425,780.02	\$3,267,311.08
20283	San Miguel Tequixtepec	\$1,036,282.91	\$314,324.34	\$1,040,362.88	\$2,390,970.13
20284	San Miguel Tilquiápam	\$5,565,825.01	\$4,888,663.32	\$698,467.12	\$11,152,955.44
20285	San Miguel Tlacamama	\$3,866,156.57	\$1,346,264.35	\$1,089,786.09	\$6,302,207.01
20286	San Miguel Tlacotepec	\$4,308,113.09	\$1,617,517.60	\$1,068,636.43	\$6,994,267.13
20287	San Miguel Tulancingo	\$392,972.65	\$62,867.98	\$1,342,736.90	\$1,798,577.53
20288	San Miguel Yotao	\$620,797.03	\$722,210.46	\$548,524.84	\$1,891,532.33
20289	San Nicolás	\$1,277,385.19	\$594,378.82	\$488,280.83	\$2,360,044.84
20290	San Nicolás Hidalgo	\$1,033,165.54	\$431,243.95	\$1,034,870.43	\$2,499,279.93
20291	San Pablo Coatlán	\$7,107,136.89	\$2,630,587.49	\$1,161,813.95	\$10,899,538.33
20292	San Pablo Cuatro Venados	\$3,841,577.54	\$1,822,789.80	\$568,797.31	\$6,233,164.65
20293	San Pablo Etla	\$6,177,358.48	\$1,179,616.13	\$895,502.23	\$8,252,476.84
20294	San Pablo Huitzo	\$5,323,579.14	\$1,284,795.32	\$946,995.08	\$7,555,369.54
20295	San Pablo Huixtepec	\$7,372,816.13	\$2,771,060.12	\$934,053.57	\$11,077,929.83
20296	San Pablo Macuiltianguis	\$725,894.67	\$313,856.21	\$1,522,495.57	\$2,562,246.44
20297	San Pablo Tijaltepec	\$5,375,003.25	\$2,890,918.58	\$627,207.65	\$8,893,129.48
20298	San Pablo Villa de Mitla	\$15,096,248.51	\$5,715,038.72	\$504,974.74	\$21,316,261.97
20299	San Pablo Yaganiza	\$1,396,155.89	\$453,067.41	\$784,243.58	\$2,633,466.87
20300	San Pedro Amuzgos	\$9,694,251.36	\$6,314,375.76	\$840,430.68	\$16,849,057.80
20301	San Pedro Apóstol	\$1,330,937.87	\$508,839.53	\$676,553.90	\$2,516,331.31
20302	San Pedro Atoyac	\$6,776,284.28	\$3,684,757.86	\$1,113,310.99	\$11,574,353.13
20303	San Pedro Cajonos	\$981,466.82	\$408,514.57	\$805,224.82	\$2,195,206.21
20304	San Pedro Coxcaltepec Cántaros	\$1,474,867.44	\$430,427.72	\$1,308,368.69	\$3,213,663.85
20305	San Pedro Comitancillo	\$1,928,218.50	\$322,258.77	\$1,189,976.73	\$3,440,454.00
20306	San Pedro el Alto	\$6,688,272.94	\$4,109,110.76	\$757,534.48	\$11,554,918.18
20307	San Pedro Huamelula	\$10,322,383.82	\$1,493,257.45	\$2,342,170.13	\$14,157,811.40
20308	San Pedro Huilotepec	\$2,305,338.60	\$1,648,188.02	\$980,572.75	\$4,934,099.37
20309	San Pedro Ixcatlán	\$16,007,661.75	\$11,132,927.61	\$333,091.57	\$27,473,680.93
20310	San Pedro Ixtlahuaca	\$9,531,214.54	\$5,545,709.13	\$423,820.25	\$15,500,743.92
20311	San Pedro Jaltepetongo	\$543,616.19	\$495,285.96	\$976,959.53	\$2,015,861.68
20312	San Pedro Jicayán	\$15,719,751.21	\$13,279,565.60	\$399,731.64	\$29,399,048.45
20313	San Pedro Jocotipac	\$1,776,769.63	\$411,110.52	\$1,394,579.26	\$3,582,459.41
20314	San Pedro Juchatengo	\$1,522,642.92	\$646,503.12	\$569,228.64	\$2,738,374.68
20315	San Pedro Mártir	\$3,086,335.56	\$1,014,581.47	\$1,292,786.80	\$5,393,703.83
20316	San Pedro Mártir Quiechapa	\$1,155,450.92	\$624,394.60	\$359,344.26	\$2,139,189.77
20317	San Pedro Mártir Yucuxaco	\$2,458,303.21	\$1,014,595.24	\$595,191.29	\$4,068,089.75
20318	San Pedro Mixtepec - Dto. 22	\$31,017,499.14	\$11,347,443.72	\$769,376.41	\$43,134,319.27

20319	San Pedro Mixtepec - Dto. 26	\$1,835,869.29	\$535,959.70	\$1,242,432.48	\$3,614,261.47
20320	San Pedro Molinos	\$1,134,766.45	\$415,030.50	\$954,395.84	\$2,504,192.80
20321	San Pedro Nopala	\$1,209,368.07	\$776,934.32	\$576,388.90	\$2,562,691.29
20322	San Pedro Ocopetatillo	\$1,708,234.93	\$814,942.40	\$943,621.57	\$3,466,798.89
20323	San Pedro Ocoatepec	\$4,394,590.17	\$1,349,200.57	\$1,013,087.45	\$6,756,878.19
20324	San Pedro Pochutla	\$55,041,319.07	\$14,803,024.39	\$932,375.29	\$70,776,718.75
20325	San Pedro Quiatoni	\$30,878,328.77	\$13,019,294.94	\$774,947.68	\$44,672,571.38
20326	San Pedro Sochiápam	\$9,392,290.12	\$6,221,028.00	\$914,873.46	\$16,528,191.59
20327	San Pedro Tapanatepec	\$15,122,060.29	\$5,134,208.34	\$1,166,926.50	\$21,423,195.13
20328	San Pedro Taviche	\$2,421,934.02	\$1,533,618.47	\$866,332.23	\$4,821,884.73
20329	San Pedro Teozacoalco	\$2,248,233.08	\$1,116,453.57	\$992,843.13	\$4,357,529.78
20330	San Pedro Teutila	\$7,909,348.90	\$4,163,080.45	\$780,590.77	\$12,853,020.12
20331	San Pedro Tidaá	\$2,236,557.49	\$666,359.07	\$792,290.35	\$3,695,206.91
20332	San Pedro Topiltepec	\$333,131.16	\$137,373.46	\$967,010.08	\$1,437,514.70
20333	San Pedro Totolápam	\$2,213,493.22	\$481,967.32	\$754,267.86	\$3,449,728.40
20334	Villa de Tututepec de Melchor Ocampo	\$48,650,157.26	\$16,641,436.04	\$1,080,144.14	\$66,371,737.44
20335	San Pedro Yaneri	\$1,133,090.98	\$536,056.90	\$859,560.43	\$2,528,708.31
20336	San Pedro Yólox	\$4,082,967.69	\$393,713.42	\$2,220,680.26	\$6,697,361.37
20337	San Pedro y San Pablo Ayutla	\$17,852,049.70	\$4,321,286.29	\$877,853.64	\$23,051,189.62
20338	Villa de Etla	\$5,099,872.08	\$1,957,468.81	\$776,975.07	\$7,834,315.95
20339	San Pedro y San Pablo Teposcolula	\$3,240,856.68	\$650,046.43	\$1,443,971.44	\$5,334,874.55
20340	San Pedro y San Pablo Tequixtepec	\$2,749,061.96	\$853,874.16	\$944,148.92	\$4,547,085.05
20341	San Pedro Yucunama	\$183,839.57	\$76,267.22	\$955,982.77	\$1,216,089.56
20342	San Raymundo Jalpan	\$2,066,123.30	\$256,700.34	\$1,003,363.84	\$3,326,187.48
20343	San Sebastián Abasco	\$2,437,038.19	\$650,372.64	\$723,216.71	\$3,810,627.53
20344	San Sebastián Coatlán	\$4,004,510.20	\$2,206,974.82	\$712,523.92	\$6,924,008.94
20345	San Sebastián Ixcapa	\$4,062,730.89	\$1,636,583.71	\$1,172,730.61	\$6,872,045.21
20346	San Sebastián Nicananduta	\$1,009,899.75	\$1,267,581.52	\$1,048,507.24	\$3,325,988.51
20347	San Sebastián Río Hondo	\$8,483,944.67	\$3,391,284.90	\$582,047.85	\$12,457,277.43
20348	San Sebastián Tecomaxtlahuaca	\$13,090,392.35	\$4,287,503.55	\$1,295,057.53	\$18,672,953.42
20349	San Sebastián Teitipac	\$2,880,055.84	\$637,158.97	\$878,546.76	\$4,395,761.57
20350	San Sebastián Tutla	\$4,242,942.47	\$789,782.84	\$444,883.02	\$5,477,608.33
20351	San Simón Almolongas	\$4,424,909.11	\$1,484,896.84	\$879,410.67	\$6,789,216.62
20352	San Simón Zahuatlán	\$6,406,719.08	\$10,301,158.18	\$511,937.03	\$17,219,814.29
20353	Santa Ana	\$2,944,012.74	\$1,568,861.07	\$602,830.74	\$5,115,704.55
20354	Santa Ana Ateixtlahuaca	\$1,970,515.46	\$894,361.51	\$475,728.24	\$3,340,605.21
20355	Santa Ana Cuauhtémoc	\$1,666,451.12	\$551,210.34	\$1,096,224.18	\$3,313,885.64
20356	Santa Ana del Valle	\$1,764,059.36	\$1,091,214.17	\$587,795.86	\$3,443,069.40
20357	Santa Ana Tavela	\$1,723,299.09	\$495,523.78	\$847,567.26	\$3,066,390.13
20358	Santa Ana Tlapacoyan	\$3,241,170.55	\$875,600.18	\$1,026,792.64	\$5,143,563.37
20359	Santa Ana Yareni	\$893,572.01	\$438,752.15	\$1,225,037.25	\$2,557,361.41
20360	Santa Ana Zegache	\$5,627,033.31	\$1,965,059.03	\$1,265,916.16	\$8,858,008.50
20361	Santa Catalina Quierí	\$1,525,055.55	\$629,090.08	\$1,175,050.54	\$3,329,196.17

20362	Santa Catarina Cuixtla	\$1,469,904.15	\$432,561.53	\$1,017,763.97	\$2,920,229.65
20363	Santa Catarina Ixtepeji	\$2,700,845.88	\$991,100.67	\$673,976.72	\$4,365,923.27
20364	Santa Catarina Juquila	\$19,217,852.46	\$7,804,320.04	\$457,495.32	\$27,479,667.82
20365	Santa Catarina Lachatao	\$1,845,179.73	\$188,083.13	\$2,164,990.22	\$4,198,253.08
20366	Santa Catarina Loxicha	\$10,013,142.93	\$4,319,621.23	\$793,154.76	\$15,125,918.91
20367	Santa Catarina Mechoacán	\$7,416,590.05	\$4,960,909.89	\$820,563.49	\$13,198,063.44
20368	Santa Catarina Minas	\$2,739,237.73	\$680,028.59	\$1,176,862.17	\$4,596,128.49
20369	Santa Catarina Quiané	\$1,409,043.92	\$297,546.11	\$873,197.72	\$2,579,787.75
20370	Santa Catarina Tayata	\$1,029,279.07	\$286,210.97	\$456,006.40	\$1,771,496.44
20371	Santa Catarina Ticuá	\$2,424,645.32	\$791,195.74	\$745,356.00	\$3,961,197.06
20372	Santa Catarina Yosonotú	\$4,563,354.76	\$542,839.95	\$1,826,593.57	\$6,932,788.27
20373	Santa Catarina Zapoquila	\$820,150.74	\$371,575.05	\$624,315.28	\$1,816,041.07
20374	Santa Cruz Acatepec	\$3,628,614.90	\$1,946,945.44	\$779,967.19	\$6,355,527.52
20375	Santa Cruz Amilpas	\$4,433,099.16	\$1,695,495.93	\$615,677.33	\$6,744,272.42
20376	Santa Cruz de Bravo	\$434,200.36	\$101,937.76	\$993,898.14	\$1,530,036.26
20377	Santa Cruz Itundujia	\$31,498,481.52	\$8,477,797.64	\$400,404.57	\$40,376,683.73
20378	Santa Cruz Mixtepec	\$5,431,510.04	\$2,794,360.86	\$753,336.42	\$8,979,207.32
20379	Santa Cruz Nundaco	\$5,270,163.84	\$2,501,200.96	\$730,656.81	\$8,502,021.61
20380	Santa Cruz Papalutla	\$2,936,130.26	\$524,893.90	\$1,192,625.80	\$4,653,649.96
20381	Santa Cruz Tacache de Mina	\$1,837,640.09	\$704,518.19	\$1,107,333.57	\$3,649,491.86
20382	Santa Cruz Tacahua	\$3,782,270.05	\$622,315.31	\$846,427.44	\$5,251,012.80
20383	Santa Cruz Tayata	\$915,410.36	\$450,069.74	\$1,248,260.70	\$2,613,740.80
20384	Santa Cruz Xitla	\$7,596,240.58	\$4,453,284.32	\$1,013,352.75	\$13,062,877.65
20385	Santa Cruz Xoxocotlán	\$44,486,802.83	\$31,087,729.64	\$381,275.50	\$75,955,807.97
20386	Santa Cruz Zenzontepec	\$38,301,380.51	\$21,495,608.09	\$873,264.42	\$60,670,253.02
20387	Santa Gertrudis	\$3,084,089.03	\$808,447.71	\$921,953.96	\$4,814,490.70
20388	Santa Inés del Monte	\$5,879,060.88	\$3,063,717.72	\$619,582.36	\$9,562,360.96
20389	Santa Inés Yatzeche	\$1,941,560.53	\$310,813.05	\$2,916,105.54	\$5,168,479.12
20390	Santa Lucía del Camino	\$12,681,972.34	\$3,894,000.75	\$549,080.41	\$17,125,053.50
20391	Santa Lucía Miahuatlán	\$10,080,120.70	\$5,677,238.72	\$474,795.19	\$16,232,154.61
20392	Santa Lucía Monteverde	\$18,295,736.47	\$7,413,940.19	\$909,418.67	\$26,619,095.33
20393	Santa Lucía Ocotlán	\$5,423,838.66	\$2,944,016.73	\$980,756.75	\$9,348,612.15
20394	Santa María Alotepec	\$3,723,303.43	\$1,055,938.42	\$1,248,919.06	\$6,028,160.90
20395	Santa María Apazco	\$6,011,680.14	\$1,620,301.77	\$646,626.29	\$8,278,608.21
20396	Santa María la Asunción	\$8,305,471.59	\$4,608,827.89	\$704,076.99	\$13,618,376.47
20397	Heroica Ciudad de Tlaxiaco	\$46,066,895.94	\$15,157,579.67	\$441,535.91	\$61,666,011.52
20398	Ayoquezco de Aldama	\$7,485,892.51	\$2,098,833.32	\$1,250,585.45	\$10,835,311.28
20399	Santa María Atzompa	\$20,386,332.28	\$12,863,456.31	\$334,483.11	\$33,584,271.70
20400	Santa María Camotlán	\$2,070,710.02	\$404,102.81	\$1,049,873.93	\$3,524,686.77
20401	Santa María Colotepec	\$21,924,779.06	\$5,600,160.64	\$1,017,640.16	\$28,542,579.86
20402	Santa María Cortijo	\$1,307,569.01	\$733,302.31	\$795,568.43	\$2,836,439.75
20403	Santa María Coyotepec	\$1,761,960.06	\$684,774.83	\$360,338.49	\$2,807,073.38
20404	Santa María Chachoápam	\$920,083.06	\$98,406.01	\$1,668,092.38	\$2,686,581.46
20405	Villa de Chilapa de Díaz	\$1,879,154.48	\$520,075.55	\$1,711,811.83	\$4,111,041.86
20406	Santa María Chilchotla	\$52,715,330.21	\$30,175,666.27	\$736,812.81	\$83,627,809.29

20407	Santa María Chimalapa	\$14,152,022.78	\$8,307,056.60	\$0.00	\$22,459,079.38
20408	Santa María del Rosario	\$812,481.19	\$276,838.76	\$371,535.45	\$1,460,855.40
20409	Santa María del Tule	\$3,281,459.58	\$573,836.91	\$1,160,733.54	\$5,016,030.03
20410	Santa María Ecatepec	\$3,142,918.89	\$1,212,050.10	\$1,075,657.91	\$5,430,626.90
20411	Santa María Guelacé	\$674,210.56	\$295,046.54	\$682,143.04	\$1,651,400.14
20412	Santa María Guienagati	\$8,143,382.68	\$2,384,119.43	\$1,290,403.30	\$11,817,905.40
20413	Santa María Huatulco	\$27,489,803.55	\$10,900,293.26	\$525,999.57	\$38,916,096.39
20414	Santa María Huazolotitlán	\$13,415,909.75	\$4,628,764.90	\$1,093,210.30	\$19,137,884.95
20415	Santa María Ipalapa	\$5,219,473.37	\$3,069,846.52	\$1,039,427.56	\$9,328,747.46
20416	Santa María Ixcatlán	\$1,142,073.23	\$625,824.83	\$382,662.21	\$2,150,560.27
20417	Santa María Jacatepec	\$14,263,326.27	\$6,139,106.48	\$685,376.33	\$21,087,809.08
20418	Santa María Jalapa del Marqués	\$12,071,281.11	\$2,432,044.95	\$1,085,514.25	\$15,588,840.32
20419	Santa María Jaltianguis	\$349,241.29	\$114,142.75	\$1,248,630.56	\$1,712,014.59
20420	Santa María Lachixío	\$3,898,507.21	\$1,212,057.20	\$1,027,497.47	\$6,138,061.88
20421	Santa María Mixtequilla	\$3,569,051.86	\$761,932.71	\$1,692,903.83	\$6,023,888.39
20422	Santa María Nativitas	\$945,016.79	\$349,066.55	\$844,497.90	\$2,138,581.24
20423	Santa María Nduayaco	\$1,015,144.08	\$305,560.75	\$960,181.09	\$2,280,885.92
20424	Santa María Ozolotepec	\$7,894,426.33	\$4,229,632.31	\$815,100.17	\$12,939,158.81
20425	Santa María Pápalo	\$4,053,871.12	\$1,677,205.73	\$1,237,277.63	\$6,968,354.49
20426	Santa María Peñoles	\$20,064,395.43	\$11,838,912.36	\$748,691.02	\$32,651,998.81
20427	Santa María Petapa	\$14,704,479.86	\$8,761,456.70	\$0.00	\$23,465,936.56
20428	Santa María Quiépolani	\$2,854,385.91	\$1,937,201.67	\$850,140.27	\$5,641,727.85
20429	Santa María Sola	\$2,345,113.66	\$1,443,829.47	\$1,016,593.38	\$4,805,536.51
20430	Santa María Tataltepec	\$516,822.51	\$176,763.36	\$1,628,536.69	\$2,322,122.56
20431	Santa María Tecomavaca	\$1,193,417.22	\$602,176.65	\$1,104,392.20	\$2,899,986.07
20432	Santa María Temascalapa	\$924,531.27	\$206,122.71	\$2,200,711.36	\$3,331,365.34
20433	Santa María Temascaltepec	\$5,243,343.76	\$2,727,329.76	\$743,444.08	\$8,714,117.60
20434	Santa María Teopoxco	\$7,210,357.95	\$2,820,149.02	\$847,030.74	\$10,877,537.71
20435	Santa María Tepantlali	\$10,482,782.04	\$2,464,142.09	\$859,483.66	\$13,806,407.79
20436	Santa María Texcatitlán	\$1,877,020.21	\$531,579.44	\$1,504,679.57	\$3,913,279.22
20437	Santa María Tlahuiltepec	\$27,911,698.00	\$8,778,035.21	\$608,371.74	\$37,298,104.95
20438	Santa María Tlalixtac	\$3,154,942.83	\$1,467,401.14	\$850,218.83	\$5,472,562.80
20439	Santa María Tonameca	\$39,984,793.63	\$10,879,489.47	\$1,032,962.54	\$51,897,245.64
20440	Santa María Totolapilla	\$1,057,731.22	\$162,526.31	\$1,303,164.12	\$2,523,421.64
20441	Santa María Xadani	\$9,079,372.68	\$6,435,039.38	\$850,980.76	\$16,365,392.82
20442	Santa María Yalina	\$329,746.85	\$21,870.86	\$2,926,477.87	\$3,278,095.58
20443	Santa María Yavesía	\$554,284.78	\$51,688.75	\$3,641,839.12	\$4,247,812.65
20444	Santa María Yolotepec	\$1,479,486.89	\$474,173.40	\$401,797.50	\$2,355,457.79
20445	Santa María Yosoyúa	\$2,608,553.56	\$674,821.32	\$1,728,266.03	\$5,011,640.91
20446	Santa María Yucuhiti	\$9,792,995.56	\$4,698,898.13	\$1,424,664.35	\$15,916,558.04
20447	Santa María Zacatepec	\$15,811,850.65	\$13,944,174.54	\$352,926.13	\$30,108,951.31
20448	Santa María Zaniza	\$2,873,861.19	\$3,523,248.67	\$748,562.23	\$7,145,672.09
20449	Santa María Zoquitlán	\$3,936,772.03	\$1,577,104.50	\$1,006,617.29	\$6,520,493.82
20450	Santiago Amoltepec	\$39,117,803.10	\$26,391,537.15	\$652,490.81	\$66,161,831.05
20451	Santiago Apoala	\$2,491,013.76	\$816,835.48	\$825,574.81	\$4,133,424.05

20452	Santiago Apóstol	\$6,110,202.35	\$5,160,864.60	\$861,456.91	\$12,132,523.86
20453	Santiago Astata	\$3,749,023.11	\$1,050,802.89	\$1,088,721.58	\$5,888,547.59
20454	Santiago Atitlán	\$8,604,232.17	\$3,548,831.78	\$582,849.56	\$12,735,913.51
20455	Santiago Ayuquillilla	\$3,576,003.63	\$2,396,981.25	\$829,071.44	\$6,802,056.33
20456	Santiago Cacaloxtepic	\$2,120,276.52	\$576,449.50	\$897,314.35	\$3,594,040.37
20457	Santiago Camotlán	\$13,133,106.11	\$3,362,252.69	\$939,466.76	\$17,434,825.56
20458	Santiago Comaltepec	\$1,025,241.05	\$193,092.07	\$1,682,869.65	\$2,901,202.76
20459	Santiago Chazumba	\$4,805,468.88	\$1,441,140.28	\$923,999.40	\$7,170,608.57
20460	Santiago Choápam	\$11,522,677.06	\$6,710,382.27	\$717,856.19	\$18,950,915.52
20461	Santiago del Río	\$1,365,496.15	\$395,071.50	\$1,288,936.62	\$3,049,504.27
20462	Santiago Huajolotitlán	\$4,110,690.80	\$1,263,050.32	\$800,781.56	\$6,174,522.68
20463	Santiago Huaucilla	\$908,546.65	\$237,673.83	\$1,428,518.01	\$2,574,738.49
20464	Santiago Ihuitlán Plumas	\$627,459.49	\$195,966.09	\$814,731.44	\$1,638,157.01
20465	Santiago Ixcuintepic	\$2,268,806.31	\$910,761.03	\$1,051,266.37	\$4,230,833.71
20466	Santiago Ixtayutla	\$29,124,767.24	\$23,159,346.50	\$735,122.87	\$53,019,236.61
20467	Santiago Jamiltepec	\$19,635,802.34	\$12,127,238.99	\$462,815.05	\$32,225,856.38
20468	Santiago Jocotepec	\$21,251,049.36	\$18,123,953.52	\$320,674.98	\$39,695,677.86
20469	Santiago Juxtlahuaca	\$54,252,070.39	\$33,567,217.86	\$299,842.84	\$88,119,131.10
20470	Santiago Lachiguirí	\$9,589,927.78	\$1,753,946.99	\$1,469,833.81	\$12,813,708.58
20471	Santiago Lalopa	\$327,909.84	\$119,251.08	\$1,450,022.58	\$1,897,183.50
20472	Santiago Laollaga	\$3,235,408.33	\$650,027.00	\$1,608,831.21	\$5,494,266.53
20473	Santiago Laxopa	\$1,856,490.66	\$274,791.82	\$1,800,667.72	\$3,931,950.21
20474	Santiago Llano Grande	\$4,175,641.86	\$1,239,372.45	\$938,976.86	\$6,353,991.16
20475	Santiago Matatlán	\$12,394,411.73	\$6,946,894.53	\$504,899.87	\$19,846,206.13
20476	Santiago Miltepec	\$556,718.22	\$96,049.41	\$1,662,717.22	\$2,315,484.85
20477	Santiago Minas	\$3,045,413.54	\$562,847.31	\$1,591,684.34	\$5,199,945.20
20478	Santiago Nacaltepec	\$2,466,631.40	\$917,015.46	\$850,760.18	\$4,234,407.04
20479	Santiago Nejapilla	\$429,489.31	\$141,430.92	\$628,974.35	\$1,199,894.58
20480	Santiago Nundiche	\$2,497,590.25	\$1,590,319.44	\$408,777.86	\$4,496,687.55
20481	Santiago Nuyoó	\$3,547,639.75	\$992,659.64	\$2,193,464.84	\$6,733,764.23
20482	Santiago Pinotepa Nacional	\$52,445,088.88	\$23,948,102.13	\$860,753.10	\$77,253,944.12
20483	Santiago Suchilquitongo	\$11,185,747.74	\$7,580,277.68	\$307,429.32	\$19,073,454.74
20484	Santiago Tamazola	\$4,610,688.90	\$1,969,288.49	\$1,057,577.01	\$7,637,554.40
20485	Santiago Tapextla	\$4,911,102.66	\$2,927,749.40	\$746,218.83	\$8,585,070.89
20486	Villa Tejúpam de la Unión	\$2,123,765.10	\$498,874.24	\$1,547,375.17	\$4,170,014.51
20487	Santiago Tenango	\$2,828,091.53	\$1,277,864.42	\$568,895.99	\$4,674,851.94
20488	Santiago Tepetlapa	\$105,170.21	\$41,372.82	\$793,966.17	\$940,509.20
20489	Santiago Tetepec	\$8,083,371.81	\$3,373,692.45	\$911,091.88	\$12,368,156.14
20490	Santiago Texcalcingo	\$4,100,859.25	\$2,774,470.58	\$841,985.74	\$7,717,315.57
20491	Santiago Textitlán	\$5,212,715.85	\$4,636,179.31	\$781,756.64	\$10,630,651.79
20492	Santiago Tilantongo	\$8,262,229.72	\$2,261,371.89	\$826,120.31	\$11,349,721.93
20493	Santiago Tillo	\$676,053.01	\$160,236.27	\$846,427.44	\$1,682,716.73
20494	Santiago Tlazoltepec	\$13,165,590.13	\$7,580,657.06	\$620,905.79	\$21,367,152.98
20495	Santiago Xanica	\$5,830,596.30	\$3,566,940.59	\$816,381.95	\$10,213,918.83
20496	Santiago Xiacuí	\$1,833,015.76	\$340,716.14	\$808,524.58	\$2,982,256.48
20497	Santiago Yaitepec	\$8,227,426.79	\$6,336,978.43	\$749,662.26	\$15,314,067.48

20498	Santiago Yaveo	\$10,320,947.55	\$4,921,897.08	\$556,083.33	\$15,798,927.97
20499	Santiago Yolomécatl	\$1,673,202.48	\$291,612.53	\$795,674.54	\$2,760,489.55
20500	Santiago Yosondúa	\$14,317,626.61	\$4,138,939.12	\$986,228.59	\$19,442,794.32
20501	Santiago Yucuyachi	\$1,205,510.60	\$311,034.68	\$959,884.74	\$2,476,430.02
20502	Santiago Zacatepec	\$15,319,079.89	\$7,093,421.88	\$710,451.66	\$23,122,953.43
20503	Santiago Zochila	\$259,070.42	\$101,808.02	\$371,055.31	\$731,933.75
20504	Nuevo Zoquiápam	\$1,289,601.08	\$633,054.30	\$1,168,318.15	\$3,090,973.54
20505	Santo Domingo Ingenio	\$6,516,751.23	\$1,645,007.26	\$947,322.30	\$9,109,080.79
20506	Santo Domingo Albarradas	\$732,748.59	\$476,307.37	\$529,644.52	\$1,738,700.48
20507	Santo Domingo Armenta	\$4,366,536.33	\$2,401,102.09	\$854,063.30	\$7,621,701.72
20508	Santo Domingo Chihuitán	\$1,265,651.34	\$153,077.45	\$1,895,395.53	\$3,314,124.31
20509	Santo Domingo de Morelos	\$20,754,495.42	\$12,506,820.03	\$883,859.20	\$34,145,174.65
20510	Santo Domingo Ixcatlán	\$2,733,094.17	\$375,858.17	\$891,313.06	\$4,000,265.39
20511	Santo Domingo Nuxaá	\$11,132,889.57	\$3,245,941.12	\$751,335.84	\$15,130,166.53
20512	Santo Domingo Ozolotepec	\$1,576,113.99	\$928,153.52	\$865,656.12	\$3,369,923.63
20513	Santo Domingo Petapa	\$8,811,074.35	\$4,150,381.00	\$1,313,224.67	\$14,274,680.02
20514	Santo Domingo Roayaga	\$4,034,358.85	\$1,426,310.06	\$847,964.81	\$6,308,633.72
20515	Santo Domingo Tehuantepec	\$49,686,702.78	\$20,218,630.55	\$495,830.17	\$70,401,163.50
20516	Santo Domingo Tejomulco	\$6,399,210.89	\$2,660,376.93	\$1,033,427.46	\$10,093,015.28
20517	Santo Domingo Tepuxtepec	\$14,233,093.33	\$5,652,896.16	\$721,322.81	\$20,607,312.29
20518	Santo Domingo Tlatayápam	\$198,471.94	\$74,397.48	\$682,287.41	\$955,156.83
20519	Santo Domingo Tomaltepec	\$2,371,394.86	\$1,110,108.08	\$471,334.43	\$3,952,837.37
20520	Santo Domingo Tonalá	\$8,612,102.21	\$1,628,127.02	\$1,345,126.59	\$11,585,355.82
20521	Santo Domingo Tonaltepec	\$579,130.68	\$195,702.77	\$822,961.05	\$1,597,794.50
20522	Santo Domingo Xagacia	\$1,783,801.53	\$959,840.18	\$881,416.54	\$3,625,058.25
20523	Santo Domingo Yanhuitlán	\$2,240,033.44	\$373,531.05	\$1,711,261.97	\$4,324,826.46
20524	Santo Domingo Yodohino	\$453,151.45	\$244,066.07	\$622,411.88	\$1,319,629.40
20525	Santo Domingo Zanatepec	\$9,764,936.84	\$3,033,939.50	\$1,015,905.89	\$13,814,782.23
20526	Santos Reyes Nopala	\$25,624,468.33	\$6,514,404.42	\$948,505.98	\$33,087,378.73
20527	Santos Reyes Pápalo	\$4,733,881.90	\$3,073,129.91	\$868,154.87	\$8,675,166.68
20528	Santos Reyes Tepejillo	\$1,701,804.88	\$590,224.28	\$1,300,840.02	\$3,592,869.18
20529	Santos Reyes Yucuná	\$2,378,262.56	\$1,236,621.09	\$1,596,993.36	\$5,211,877.01
20530	Santo Tomás Jalieza	\$5,993,683.51	\$2,046,885.64	\$1,068,898.38	\$9,109,467.53
20531	Santo Tomás Mazaltepec	\$1,955,131.58	\$1,242,950.40	\$585,688.39	\$3,783,770.37
20532	Santo Tomás Ocotepec	\$8,555,823.61	\$4,525,071.35	\$574,541.03	\$13,655,435.98
20533	Santo Tomás Tamazulapan	\$2,669,393.68	\$960,515.80	\$932,790.16	\$4,562,699.64
20534	San Vicente Coatlán	\$7,377,800.41	\$3,986,699.83	\$962,429.23	\$12,326,929.46
20535	San Vicente Lachixío	\$6,350,763.64	\$4,353,796.27	\$649,223.90	\$11,353,783.82
20536	San Vicente Nuñú	\$589,896.38	\$93,508.93	\$1,536,400.88	\$2,219,806.19
20537	Silacayoápam	\$10,217,041.90	\$3,308,994.86	\$802,625.36	\$14,328,662.12
20538	Sitio de Xitlapehua	\$621,565.23	\$324,586.87	\$913,961.55	\$1,860,113.65
20539	Soledad Etla	\$3,300,963.06	\$995,956.40	\$1,401,813.07	\$5,698,732.53
20540	Villa de Tamazulápam del Progreso	\$5,193,919.57	\$1,941,106.37	\$948,178.83	\$8,083,204.77

20541	Tanetze de Zaragoza	\$2,429,356.63	\$522,242.25	\$1,631,623.97	\$4,583,222.84
20542	Taniche	\$792,976.74	\$447,505.34	\$857,334.36	\$2,097,816.44
20543	Tataltepec de Valdés	\$11,898,875.95	\$8,259,660.17	\$724,980.88	\$20,883,517.00
20544	Teococuilco de Marcos Pérez	\$1,525,629.25	\$696,129.91	\$619,127.69	\$2,840,886.85
20545	Teotitlán de Flores Magón	\$6,171,259.46	\$3,068,438.03	\$918,780.93	\$10,158,478.42
20546	Teotitlán del Valle	\$6,964,535.25	\$2,974,793.90	\$843,632.93	\$10,782,962.08
20547	Teotongo	\$1,265,458.67	\$175,138.21	\$1,872,945.83	\$3,313,542.72
20548	Tepelmeme Villa de Morelos	\$2,931,709.61	\$1,105,131.82	\$483,874.13	\$4,520,715.55
20549	Tezoatlán de Segura y Luna	\$18,388,378.65	\$7,012,773.58	\$465,659.01	\$25,866,811.24
20550	San Jerónimo Tlacochahuaya	\$4,853,500.65	\$1,389,542.20	\$1,527,966.78	\$7,771,009.63
20551	Tlacolula de Matamoros	\$16,665,389.72	\$6,299,544.66	\$589,079.63	\$23,554,014.01
20552	Tlacotepec Plumas	\$499,669.66	\$194,426.58	\$1,326,669.97	\$2,020,766.20
20553	Tlalixtac de Cabrera	\$5,670,877.30	\$3,928,809.24	\$517,879.00	\$10,117,565.54
20554	Totontepec Villa de Morelos	\$9,266,138.50	\$5,135,437.99	\$861,710.09	\$15,263,286.59
20555	Trinidad Zaachila	\$3,332,997.55	\$1,263,188.11	\$787,141.39	\$5,383,327.04
20556	La Trinidad Vista Hermosa	\$343,365.94	\$74,820.69	\$1,100,988.43	\$1,519,175.06
20557	Unión Hidalgo	\$8,094,334.16	\$3,979,896.17	\$622,524.21	\$12,696,754.54
20558	Valerio Trujano	\$1,492,294.17	\$465,681.71	\$1,253,764.73	\$3,211,740.61
20559	San Juan Bautista Valle Nacional	\$30,739,315.62	\$10,208,789.77	\$601,936.45	\$41,550,041.84
20560	Villa Díaz Ordaz	\$9,284,175.44	\$5,684,264.23	\$791,873.03	\$15,760,312.70
20561	Yaxe	\$5,663,136.62	\$1,775,742.51	\$1,279,464.31	\$8,718,343.44
20562	Magdalena Yodocono de Porfirio Díaz	\$1,680,980.40	\$712,949.93	\$520,640.83	\$2,914,571.16
20563	Yogana	\$2,529,083.43	\$814,857.46	\$958,914.30	\$4,302,855.19
20564	Yutanduchi de Guerrero	\$2,447,462.86	\$1,258,324.23	\$966,326.92	\$4,672,114.01
20565	Villa de Zaachila	\$43,235,190.86	\$19,188,458.69	\$461,115.30	\$62,884,764.84
20566	San Mateo Yucutindó	\$5,999,764.42	\$2,165,397.22	\$1,069,139.91	\$9,234,301.55
20567	Zapotitlán Lagunas	\$5,529,119.41	\$2,565,607.26	\$977,907.97	\$9,072,634.64
20568	Zapotitlán Palmas	\$2,968,854.44	\$545,117.65	\$1,299,759.82	\$4,813,731.91
20569	Santa Inés de Zaragoza	\$3,477,607.55	\$517,747.60	\$1,296,654.81	\$5,292,009.96
20570	Zimatlán de Álvarez	\$18,610,861.45	\$8,512,512.12	\$464,849.58	\$27,588,223.14
TOTAL		\$4,701,282,845.00	\$2,198,348,238.00	\$540,901,116.00	\$7,440,532,199.00

Paso 8. Ajuste de Asignación FISMDF 2022 por redondeo (a pesos sin centavos):

Clave INEGI	Municipio (i)	(15) Asignación FISMDF 2022	(16) Ajuste por redondeo a la asignación FISMDF 2022
20001	Abejones	\$3,526,851.80	\$3,526,852.00
20002	Acatlán de Pérez Figueroa	\$64,338,004.95	\$64,338,005.00
20003	Asunción Cacalotepec	\$7,998,275.95	\$7,998,276.00
20004	Asunción Cuyotepeji	\$2,403,571.40	\$2,403,571.00
20005	Asunción Ixtaltepec	\$14,770,201.95	\$14,770,202.00
20006	Asunción Nochixtlán	\$27,610,765.02	\$27,610,765.00
20007	Asunción Ocotlán	\$9,126,734.41	\$9,126,734.00

20008	Asunción Tlacolulita	\$2,202,893.10	\$2,202,893.00
20009	Ayotzintepec	\$16,053,715.42	\$16,053,715.00
20010	El Barrio de la Soledad	\$10,917,445.29	\$10,917,445.00
20011	Calihualá	\$3,394,343.44	\$3,394,343.00
20012	Candelaria Loxicha	\$32,143,339.77	\$32,143,340.00
20013	Ciénega de Zimatlán	\$4,269,330.61	\$4,269,331.00
20014	Ciudad Ixtepec	\$18,381,691.34	\$18,381,691.00
20015	Coatecas Altas	\$16,566,071.07	\$16,566,071.00
20016	Coicoyán de las Flores	\$40,919,750.74	\$40,919,751.00
20017	La Compañía	\$9,273,963.10	\$9,273,963.00
20018	Concepción Buenavista	\$2,578,691.86	\$2,578,692.00
20019	Concepción Pápalo	\$6,908,187.32	\$6,908,187.00
20020	Constancia del Rosario	\$12,604,818.54	\$12,604,819.00
20021	Cosolapa	\$20,149,015.59	\$20,149,016.00
20022	Cosoltepec	\$2,689,961.68	\$2,689,962.00
20023	Cuilápam de Guerrero	\$38,618,393.91	\$38,618,394.00
20024	Cuyamecalco Villa de Zaragoza	\$12,248,350.53	\$12,248,351.00
20025	Chahuities	\$15,659,037.48	\$15,659,037.00
20026	Chalcatongo de Hidalgo	\$17,668,971.84	\$17,668,972.00
20027	Chiquihuitlán de Benito Juárez	\$7,568,865.87	\$7,568,866.00
20028	Heroica Ciudad de Ejutla de Crespo	\$29,922,341.19	\$29,922,341.00
20029	Eloxochitlán de Flores Magón	\$18,759,491.87	\$18,759,492.00
20030	El Espinal	\$6,148,642.19	\$6,148,642.00
20031	Tamazulápam del Espíritu Santo	\$20,115,092.54	\$20,115,093.00
20032	Fresnillo de Trujano	\$2,904,967.60	\$2,904,968.00
20033	Guadalupe Etla	\$2,946,481.72	\$2,946,482.00
20034	Guadalupe de Ramírez	\$2,543,239.58	\$2,543,240.00
20035	Guelatao de Juárez	\$4,826,533.76	\$4,826,534.00
20036	Guevea de Humboldt	\$11,056,794.76	\$11,056,795.00
20037	Mesones Hidalgo	\$13,880,098.59	\$13,880,099.00
20038	Villa Hidalgo	\$6,195,015.85	\$6,195,016.00
20039	Heroica Ciudad de Huajuapam de León	\$59,168,121.37	\$59,168,121.00
20040	Huauteppec	\$26,856,283.03	\$26,856,283.00
20041	Huautla de Jiménez	\$85,586,315.31	\$85,586,315.00
20042	Ixtlán de Juárez	\$12,042,501.36	\$12,042,501.00
20043	Heroica Ciudad de Juchitán de Zaragoza	\$101,481,430.47	\$101,481,430.00
20044	Loma Bonita	\$48,956,501.96	\$48,956,502.00
20045	Magdalena Apasco	\$6,377,831.45	\$6,377,831.00
20046	Magdalena Jaltepec	\$7,923,603.98	\$7,923,604.00
20047	Santa Magdalena Jicotlán	\$1,326,902.63	\$1,326,903.00
20048	Magdalena Mixtepec	\$4,872,927.67	\$4,872,928.00
20049	Magdalena Ocotlán	\$2,818,309.56	\$2,818,310.00
20050	Magdalena Peñasco	\$11,786,343.35	\$11,786,343.00
20051	Magdalena Teitipac	\$15,765,915.41	\$15,765,915.00
20052	Magdalena Tequisistlán	\$10,412,324.73	\$10,412,325.00
20053	Magdalena Tlacotepec	\$2,627,000.28	\$2,627,000.00

M
A
D

20054	Magdalena Zahuatlán	\$1,412,418.72	\$1,412,419.00
20055	Mariscala de Juárez	\$4,912,144.78	\$4,912,145.00
20056	Mártires de Tacubaya	\$2,505,967.50	\$2,505,967.00
20057	Matías Romero Avendaño	\$47,637,012.90	\$47,637,013.00
20058	Mazatlán Villa de Flores	\$39,109,273.52	\$39,109,274.00
20059	Miahuatlán de Porfirio Díaz	\$73,215,151.96	\$73,215,152.00
20060	Mixistlán de la Reforma	\$8,111,764.20	\$8,111,764.00
20061	Monjas	\$7,458,189.44	\$7,458,189.00
20062	Natividad	\$1,348,881.77	\$1,348,882.00
20063	Nazareno Etla	\$3,211,974.24	\$3,211,974.00
20064	Nejapa de Madero	\$15,998,137.03	\$15,998,137.00
20065	Ixpantepec Nieves	\$3,625,462.44	\$3,625,462.00
20066	Santiago Niltepec	\$9,267,051.80	\$9,267,052.00
20067	Oaxaca de Juárez	\$154,522,162.51	\$154,522,163.00
20068	Ocotlán de Morelos	\$29,669,298.03	\$29,669,298.00
20069	La Pe	\$6,149,329.08	\$6,149,329.00
20070	Pinotepa de Don Luis	\$17,674,317.10	\$17,674,317.00
20071	Pluma Hidalgo	\$9,644,213.09	\$9,644,213.00
20072	San José del Progreso	\$14,917,468.19	\$14,917,468.00
20073	Putla Villa de Guerrero	\$59,728,861.59	\$59,728,862.00
20074	Santa Catarina Quioquitani	\$2,205,359.35	\$2,205,359.00
20075	Reforma de Pineda	\$4,179,943.26	\$4,179,943.00
20076	La Reforma	\$5,736,760.66	\$5,736,761.00
20077	Reyes Etla	\$3,913,675.96	\$3,913,676.00
20078	Rojas de Cuauhtémoc	\$2,020,332.96	\$2,020,333.00
20079	Salina Cruz	\$42,855,901.64	\$42,855,902.00
20080	San Agustín Amatengo	\$3,594,259.68	\$3,594,260.00
20081	San Agustín Atenango	\$5,030,077.19	\$5,030,077.00
20082	San Agustín Chayuco	\$8,176,044.57	\$8,176,045.00
20083	San Agustín de las Juntas	\$8,405,706.17	\$8,405,706.00
20084	San Agustín Etla	\$3,578,983.26	\$3,578,983.00
20085	San Agustín Loxicha	\$101,163,443.46	\$101,163,443.00
20086	San Agustín Tlacotepec	\$3,463,254.94	\$3,463,255.00
20087	San Agustín Yatareni	\$6,966,436.07	\$6,966,436.00
20088	San Andrés Cabecera Nueva	\$9,364,639.14	\$9,364,639.00
20089	San Andrés Dinicuiti	\$3,734,470.39	\$3,734,470.00
20090	San Andrés Huaxpaltepec	\$10,553,108.23	\$10,553,108.00
20091	San Andrés Huayápam	\$4,028,667.11	\$4,028,667.00
20092	San Andrés Ixtlahuaca	\$3,418,170.86	\$3,418,171.00
20093	San Andrés Lagunas	\$1,777,528.86	\$1,777,529.00
20094	San Andrés Nuxiño	\$4,672,284.02	\$4,672,284.00
20095	San Andrés Paxtlán	\$14,517,328.52	\$14,517,329.00
20096	San Andrés Sinaxtla	\$1,416,467.26	\$1,416,467.00
20097	San Andrés Solaga	\$3,456,517.69	\$3,456,518.00
20098	San Andrés Teotilápam	\$14,710,878.37	\$14,710,878.00
20099	San Andrés Tepetlapa	\$2,110,446.55	\$2,110,447.00

M
1
Q

20100	San Andrés Yaá	\$1,940,095.19	\$1,940,095.00
20101	San Andrés Zabache	\$2,738,063.50	\$2,738,063.00
20102	San Andrés Zautla	\$7,830,863.14	\$7,830,863.00
20103	San Antonino Castillo Velasco	\$10,013,162.34	\$10,013,162.00
20104	San Antonino el Alto	\$7,738,577.04	\$7,738,577.00
20105	San Antonino Monte Verde	\$15,856,244.71	\$15,856,245.00
20106	San Antonio Acutla	\$3,154,402.23	\$3,154,402.00
20107	San Antonio de la Cal	\$19,820,289.00	\$19,820,289.00
20108	San Antonio Huitepec	\$11,799,142.59	\$11,799,143.00
20109	San Antonio Nanahuatípam	\$2,087,368.18	\$2,087,368.00
20110	San Antonio Sinicahua	\$7,495,207.48	\$7,495,207.00
20111	San Antonio Tepetlapa	\$12,359,786.52	\$12,359,787.00
20112	San Baltazar Chichicápam	\$5,763,224.46	\$5,763,224.00
20113	San Baltazar Loxicha	\$6,216,098.77	\$6,216,099.00
20114	San Baltazar Yatzachi el Bajo	\$2,796,319.06	\$2,796,319.00
20115	San Bartolo Coyotepec	\$6,222,156.53	\$6,222,157.00
20116	San Bartolomé Ayautla	\$15,718,731.57	\$15,718,732.00
20117	San Bartolomé Loxicha	\$8,044,073.44	\$8,044,073.00
20118	San Bartolomé Quialana	\$6,273,014.08	\$6,273,014.00
20119	San Bartolomé Yucuañe	\$1,954,133.55	\$1,954,134.00
20120	San Bartolomé Zoogocho	\$999,053.27	\$999,053.00
20121	San Bartolo Soyaltepec	\$3,887,781.78	\$3,887,782.00
20122	San Bartolo Yautepec	\$2,508,890.04	\$2,508,890.00
20123	San Bernardo Mixtepec	\$6,550,626.37	\$6,550,626.00
20124	San Blas Atempa	\$38,169,223.41	\$38,169,223.00
20125	San Carlos Yautepec	\$29,563,183.81	\$29,563,184.00
20126	San Cristóbal Amatlán	\$16,687,301.15	\$16,687,301.00
20127	San Cristóbal Amoltepec	\$5,590,929.50	\$5,590,929.00
20128	San Cristóbal Lachirioag	\$2,682,509.58	\$2,682,510.00
20129	San Cristóbal Suchixtlahuaca	\$1,186,203.84	\$1,186,204.00
20130	San Dionisio del Mar	\$13,308,237.38	\$13,308,237.00
20131	San Dionisio Ocotepc	\$28,799,658.04	\$28,799,658.00
20132	San Dionisio Ocotlán	\$2,355,899.53	\$2,355,900.00
20133	San Esteban Atatlahuca	\$18,420,161.41	\$18,420,161.00
20134	San Felipe Jalapa de Díaz	\$98,783,216.44	\$98,783,216.00
20135	San Felipe Tejalápam	\$16,520,844.04	\$16,520,844.00
20136	San Felipe Usila	\$37,028,348.09	\$37,028,348.00
20137	San Francisco Cahuacuá	\$13,720,950.47	\$13,720,950.00
20138	San Francisco Cajonos	\$1,331,732.75	\$1,331,733.00
20139	San Francisco Chapulapa	\$7,741,251.81	\$7,741,252.00
20140	San Francisco Chindúa	\$1,519,224.04	\$1,519,224.00
20141	San Francisco del Mar	\$14,417,230.99	\$14,417,231.00
20142	San Francisco Huehuetlán	\$3,685,326.68	\$3,685,327.00
20143	San Francisco Ixhuatán	\$13,423,708.22	\$13,423,708.00
20144	San Francisco Jaltepetongo	\$3,110,765.30	\$3,110,765.00
20145	San Francisco Lachigoló	\$5,105,037.48	\$5,105,037.00

M
T
E
Q
P

20146	San Francisco Logueche	\$8,698,462.64	\$8,698,463.00
20147	San Francisco Nuxaño	\$1,689,972.62	\$1,689,973.00
20148	San Francisco Ozolotepec	\$5,915,847.35	\$5,915,847.00
20149	San Francisco Sola	\$4,517,210.16	\$4,517,210.00
20150	San Francisco Telixtlahuaca	\$13,228,960.14	\$13,228,960.00
20151	San Francisco Teopan	\$1,746,403.26	\$1,746,403.00
20152	San Francisco Tlapancingo	\$6,758,231.51	\$6,758,232.00
20153	San Gabriel Mixtepec	\$10,302,063.22	\$10,302,063.00
20154	San Ildefonso Amatlán	\$6,766,682.15	\$6,766,682.00
20155	San Ildefonso Sola	\$3,426,777.01	\$3,426,777.00
20156	San Ildefonso Villa Alta	\$5,680,429.06	\$5,680,429.00
20157	San Jacinto Amilpas	\$5,665,347.65	\$5,665,348.00
20158	San Jacinto Tlacotepec	\$6,144,733.42	\$6,144,733.00
20159	San Jerónimo Coatlán	\$16,319,643.22	\$16,319,643.00
20160	San Jerónimo Silacayoapilla	\$3,327,334.39	\$3,327,334.00
20161	San Jerónimo Sosola	\$7,058,919.49	\$7,058,919.00
20162	San Jerónimo Taviche	\$6,253,311.16	\$6,253,311.00
20163	San Jerónimo Tecóatl	\$5,615,511.44	\$5,615,511.00
20164	San Jorge Nuchita	\$6,742,533.50	\$6,742,534.00
20165	San José Ayuquila	\$3,469,129.13	\$3,469,129.00
20166	San José Chiltepec	\$21,416,768.09	\$21,416,768.00
20167	San José del Peñasco	\$6,210,425.44	\$6,210,425.00
20168	San José Estancia Grande	\$2,814,924.22	\$2,814,924.00
20169	San José Independencia	\$12,127,121.32	\$12,127,121.00
20170	San José Lachiguiri	\$14,900,343.72	\$14,900,344.00
20171	San José Tenango	\$96,354,093.13	\$96,354,093.00
20172	San Juan Achiutla	\$2,139,506.33	\$2,139,506.00
20173	San Juan Atepec	\$2,801,200.04	\$2,801,200.00
20174	Ánimas Trujano	\$2,322,816.39	\$2,322,816.00
20175	San Juan Bautista Atalahuca	\$3,544,261.99	\$3,544,262.00
20176	San Juan Bautista Coixtlahuaca	\$7,955,332.99	\$7,955,333.00
20177	San Juan Bautista Cuicatlán	\$14,437,595.65	\$14,437,596.00
20178	San Juan Bautista Guelache	\$5,608,820.89	\$5,608,821.00
20179	San Juan Bautista Jayacatlán	\$3,893,419.47	\$3,893,419.00
20180	San Juan Bautista Lo de Soto	\$4,514,470.22	\$4,514,470.00
20181	San Juan Bautista Suchitepec	\$1,890,946.95	\$1,890,947.00
20182	San Juan Bautista Tlacoatzintepec	\$7,361,523.50	\$7,361,524.00
20183	San Juan Bautista Tlachichilco	\$4,210,590.82	\$4,210,591.00
20184	San Juan Bautista Tuxtepec	\$179,679,631.17	\$179,679,634.00
20185	San Juan Cacahuatpec	\$12,869,227.90	\$12,869,228.00
20186	San Juan Cieneguilla	\$2,128,267.30	\$2,128,267.00
20187	San Juan Coatzacoapam	\$9,544,110.78	\$9,544,111.00
20188	San Juan Colorado	\$25,211,821.43	\$25,211,821.00
20189	San Juan Comaltepec	\$14,964,186.13	\$14,964,186.00
20190	San Juan Cotzocón	\$46,658,450.30	\$46,658,450.00
20191	San Juan Chicomezúchil	\$1,021,856.20	\$1,021,856.00

M
T
R
A

20192	San Juan Chilateca	\$2,153,553.00	\$2,153,553.00
20193	San Juan del Estado	\$4,130,388.63	\$4,130,389.00
20194	San Juan del Río	\$2,511,724.97	\$2,511,725.00
20195	San Juan Diuxi	\$4,076,062.19	\$4,076,062.00
20196	San Juan Evangelista Analco	\$1,718,759.37	\$1,718,759.00
20197	San Juan Guelavía	\$6,457,408.95	\$6,457,409.00
20198	San Juan Guichicovi	\$59,915,558.18	\$59,915,558.00
20199	San Juan Ihualtepec	\$2,960,302.75	\$2,960,303.00
20200	San Juan Juquila Mixes	\$11,250,753.95	\$11,250,754.00
20201	San Juan Juquila Vijanos	\$4,345,328.36	\$4,345,328.00
20202	San Juan Lachao	\$10,178,571.09	\$10,178,571.00
20203	San Juan Lachigalla	\$10,017,210.40	\$10,017,210.00
20204	San Juan Lajarcia	\$2,609,485.31	\$2,609,485.00
20205	San Juan Lalana	\$68,050,631.31	\$68,050,631.00
20206	San Juan de los Cués	\$4,607,601.30	\$4,607,601.00
20207	San Juan Mazatlán	\$62,660,444.42	\$62,660,444.00
20208	San Juan Mixtepec - Dto. 08	\$24,113,011.43	\$24,113,011.00
20209	San Juan Mixtepec - Dto. 26	\$3,446,556.79	\$3,446,557.00
20210	San Juan Ñumí	\$19,938,062.56	\$19,938,063.00
20211	San Juan Ozolotepec	\$10,298,403.66	\$10,298,404.00
20212	San Juan Petlapa	\$22,007,823.47	\$22,007,823.00
20213	San Juan Quiahije	\$9,996,613.90	\$9,996,614.00
20214	San Juan Quiotepec	\$5,511,557.02	\$5,511,557.00
20215	San Juan Sayultepec	\$1,683,988.19	\$1,683,988.00
20216	San Juan Tabaá	\$2,406,921.57	\$2,406,922.00
20217	San Juan Tamazola	\$15,695,739.75	\$15,695,740.00
20218	San Juan Teita	\$2,385,601.30	\$2,385,601.00
20219	San Juan Teitipac	\$6,262,116.94	\$6,262,117.00
20220	San Juan Tepeuxila	\$7,116,160.49	\$7,116,160.00
20221	San Juan Teposcolula	\$3,060,961.00	\$3,060,961.00
20222	San Juan Yaeé	\$3,345,167.61	\$3,345,168.00
20223	San Juan Yatzona	\$1,527,918.63	\$1,527,919.00
20224	San Juan Yucuita	\$1,862,438.16	\$1,862,438.00
20225	San Lorenzo	\$18,730,246.40	\$18,730,246.00
20226	San Lorenzo Albarradas	\$6,699,668.22	\$6,699,668.00
20227	San Lorenzo Cacaotepec	\$11,995,448.70	\$11,995,449.00
20228	San Lorenzo Cuaunecuiltitla	\$3,365,008.86	\$3,365,009.00
20229	San Lorenzo Texmelúcan	\$26,496,427.89	\$26,496,428.00
20230	San Lorenzo Victoria	\$2,197,835.50	\$2,197,836.00
20231	San Lucas Camotlán	\$12,370,115.81	\$12,370,116.00
20232	San Lucas Ojitlán	\$61,932,045.18	\$61,932,045.00
20233	San Lucas Quiavini	\$4,206,974.81	\$4,206,975.00
20234	San Lucas Zoquiápam	\$27,536,400.59	\$27,536,401.00
20235	San Luis Amatlán	\$10,297,338.07	\$10,297,338.00
20236	San Marcial Ozolotepec	\$7,825,171.35	\$7,825,171.00
20237	San Marcos Arteaga	\$3,002,406.11	\$3,002,406.00

Handwritten marks and signatures on the right side of the page, including a large 'A' and a signature.

20238	San Martín de los Cansecos	\$2,515,260.57	\$2,515,261.00
20239	San Martín Huamelúlpam	\$3,661,885.49	\$3,661,885.00
20240	San Martín Itunyoso	\$10,929,931.71	\$10,929,932.00
20241	San Martín Lachilá	\$2,958,679.37	\$2,958,679.00
20242	San Martín Peras	\$40,579,422.91	\$40,579,423.00
20243	San Martín Tilcajete	\$2,968,906.80	\$2,968,907.00
20244	San Martín Toxpalan	\$6,998,372.58	\$6,998,373.00
20245	San Martín Zacatepec	\$3,011,601.89	\$3,011,602.00
20246	San Mateo Cajonos	\$2,673,274.59	\$2,673,275.00
20247	Capulálpam de Méndez	\$1,169,436.52	\$1,169,437.00
20248	San Mateo del Mar	\$53,935,803.97	\$53,935,804.00
20249	San Mateo Yoloxochitlán	\$9,623,707.89	\$9,623,708.00
20250	San Mateo Etlatongo	\$2,891,682.24	\$2,891,682.00
20251	San Mateo Nejápam	\$3,404,019.38	\$3,404,019.00
20252	San Mateo Peñasco	\$7,542,592.69	\$7,542,593.00
20253	San Mateo Piñas	\$10,582,581.04	\$10,582,581.00
20254	San Mateo Río Hondo	\$12,013,860.14	\$12,013,860.00
20255	San Mateo Sindihui	\$6,357,571.04	\$6,357,571.00
20256	San Mateo Tlapiltepec	\$1,171,631.97	\$1,171,632.00
20257	San Melchor Betaza	\$3,758,295.27	\$3,758,295.00
20258	San Miguel Achiutla	\$2,463,080.57	\$2,463,081.00
20259	San Miguel Ahuehuetitlán	\$7,909,029.33	\$7,909,029.00
20260	San Miguel Aloápam	\$6,273,152.60	\$6,273,153.00
20261	San Miguel Amatitlán	\$18,683,368.69	\$18,683,369.00
20262	San Miguel Amatlán	\$2,649,481.92	\$2,649,482.00
20263	San Miguel Coatlán	\$16,142,815.13	\$16,142,815.00
20264	San Miguel Chichahua	\$7,589,471.40	\$7,589,471.00
20265	San Miguel Chimalapa	\$17,069,968.87	\$17,069,969.00
20266	San Miguel del Puerto	\$18,515,677.48	\$18,515,677.00
20267	San Miguel del Río	\$940,250.35	\$940,250.00
20268	San Miguel Ejutla	\$1,789,477.92	\$1,789,478.00
20269	San Miguel el Grande	\$9,484,118.20	\$9,484,118.00
20270	San Miguel Huautla	\$6,694,856.71	\$6,694,857.00
20271	San Miguel Mixtepec	\$13,241,396.25	\$13,241,396.00
20272	San Miguel Panixtlahuaca	\$16,852,036.04	\$16,852,036.00
20273	San Miguel Peras	\$14,444,327.73	\$14,444,328.00
20274	San Miguel Piedras	\$4,999,858.11	\$4,999,858.00
20275	San Miguel Quetzaltepec	\$19,895,333.60	\$19,895,334.00
20276	San Miguel Santa Flor	\$3,684,384.84	\$3,684,385.00
20277	Villa Sola de Vega	\$40,490,919.14	\$40,490,919.00
20278	San Miguel Soyaltepec	\$79,143,587.91	\$79,143,588.00
20279	San Miguel Suchixtepec	\$8,707,238.96	\$8,707,239.00
20280	Villa Talea de Castro	\$3,495,483.94	\$3,495,484.00
20281	San Miguel Tecomatlán	\$1,982,690.44	\$1,982,690.00
20282	San Miguel Tenango	\$3,267,311.08	\$3,267,311.00
20283	San Miguel Tequixtepec	\$2,390,970.13	\$2,390,970.00

M
H
Q

20284	San Miguel Tilquiápam	\$11,152,955.44	\$11,152,955.00
20285	San Miguel Tlacamama	\$6,302,207.01	\$6,302,207.00
20286	San Miguel Tlacotepec	\$6,994,267.13	\$6,994,267.00
20287	San Miguel Tulancingo	\$1,798,577.53	\$1,798,578.00
20288	San Miguel Yotao	\$1,891,532.33	\$1,891,532.00
20289	San Nicolás	\$2,360,044.84	\$2,360,045.00
20290	San Nicolás Hidalgo	\$2,499,279.93	\$2,499,280.00
20291	San Pablo Coatlán	\$10,899,538.33	\$10,899,538.00
20292	San Pablo Cuatro Venados	\$6,233,164.65	\$6,233,165.00
20293	San Pablo Etlá	\$8,252,476.84	\$8,252,477.00
20294	San Pablo Huitzo	\$7,555,369.54	\$7,555,370.00
20295	San Pablo Huixtepec	\$11,077,929.83	\$11,077,930.00
20296	San Pablo Macuiltianguis	\$2,562,246.44	\$2,562,246.00
20297	San Pablo Tlajaltepec	\$8,893,129.48	\$8,893,129.00
20298	San Pablo Villa de Mitla	\$21,316,261.97	\$21,316,262.00
20299	San Pablo Yaganiza	\$2,633,466.87	\$2,633,467.00
20300	San Pedro Amuzgos	\$16,849,057.80	\$16,849,058.00
20301	San Pedro Apóstol	\$2,516,331.31	\$2,516,331.00
20302	San Pedro Atoyac	\$11,574,353.13	\$11,574,353.00
20303	San Pedro Cajonos	\$2,195,206.21	\$2,195,206.00
20304	San Pedro Coxcaltepec Cántaros	\$3,213,663.85	\$3,213,664.00
20305	San Pedro Comitancillo	\$3,440,454.00	\$3,440,454.00
20306	San Pedro el Alto	\$11,554,918.18	\$11,554,918.00
20307	San Pedro Huamelula	\$14,157,811.40	\$14,157,811.00
20308	San Pedro Huilotepec	\$4,934,099.37	\$4,934,099.00
20309	San Pedro Ixcatlán	\$27,473,680.93	\$27,473,681.00
20310	San Pedro Ixtlahuaca	\$15,500,743.92	\$15,500,744.00
20311	San Pedro Jaltepetongo	\$2,015,861.68	\$2,015,862.00
20312	San Pedro Jicayán	\$29,399,048.45	\$29,399,048.00
20313	San Pedro Jocotipac	\$3,582,459.41	\$3,582,459.00
20314	San Pedro Juchatengo	\$2,738,374.68	\$2,738,375.00
20315	San Pedro Mártir	\$5,393,703.83	\$5,393,704.00
20316	San Pedro Mártir Quiachapa	\$2,139,189.77	\$2,139,190.00
20317	San Pedro Mártir Yucuxaco	\$4,068,089.75	\$4,068,090.00
20318	San Pedro Mixtepec - Dto. 22	\$43,134,319.27	\$43,134,319.00
20319	San Pedro Mixtepec - Dto. 26	\$3,614,261.47	\$3,614,261.00
20320	San Pedro Molinos	\$2,504,192.80	\$2,504,193.00
20321	San Pedro Nopala	\$2,562,691.29	\$2,562,691.00
20322	San Pedro Ocopetatillo	\$3,466,798.89	\$3,466,799.00
20323	San Pedro Ocotepc	\$6,756,878.19	\$6,756,878.00
20324	San Pedro Pochutla	\$70,776,718.75	\$70,776,719.00
20325	San Pedro Quiatoni	\$44,672,571.38	\$44,672,571.00
20326	San Pedro Sochiápam	\$16,528,191.59	\$16,528,192.00
20327	San Pedro Tapanatepec	\$21,423,195.13	\$21,423,195.00
20328	San Pedro Taviche	\$4,821,884.73	\$4,821,885.00
20329	San Pedro Teozacoalco	\$4,357,529.78	\$4,357,530.00

20330	San Pedro Teutila	\$12,853,020.12	\$12,853,020.00
20331	San Pedro Tidaá	\$3,695,206.91	\$3,695,207.00
20332	San Pedro Topiltepec	\$1,437,514.70	\$1,437,515.00
20333	San Pedro Totolápam	\$3,449,728.40	\$3,449,728.00
20334	Villa de Tututepec de Melchor Ocampo	\$66,371,737.44	\$66,371,737.00
20335	San Pedro Yaneri	\$2,528,708.31	\$2,528,708.00
20336	San Pedro Yólox	\$6,697,361.37	\$6,697,361.00
20337	San Pedro y San Pablo Ayutla	\$23,051,189.62	\$23,051,190.00
20338	Villa de Etila	\$7,834,315.95	\$7,834,316.00
20339	San Pedro y San Pablo Teposcolula	\$5,334,874.55	\$5,334,875.00
20340	San Pedro y San Pablo Tequixtepec	\$4,547,085.05	\$4,547,085.00
20341	San Pedro Yucunama	\$1,216,089.56	\$1,216,090.00
20342	San Raymundo Jalpan	\$3,326,187.48	\$3,326,187.00
20343	San Sebastián Abasolo	\$3,810,627.53	\$3,810,628.00
20344	San Sebastián Coatlán	\$6,924,008.94	\$6,924,009.00
20345	San Sebastián Ixcapa	\$6,872,045.21	\$6,872,045.00
20346	San Sebastián Nicananduta	\$3,325,988.51	\$3,325,989.00
20347	San Sebastián Río Hondo	\$12,457,277.43	\$12,457,277.00
20348	San Sebastián Tecomaxtlahuaca	\$18,672,953.42	\$18,672,953.00
20349	San Sebastián Teitipac	\$4,395,761.57	\$4,395,762.00
20350	San Sebastián Tutla	\$5,477,608.33	\$5,477,608.00
20351	San Simón Almolongas	\$6,789,216.62	\$6,789,217.00
20352	San Simón Zahuatlán	\$17,219,814.29	\$17,219,814.00
20353	Santa Ana	\$5,115,704.55	\$5,115,705.00
20354	Santa Ana Ateixtlahuaca	\$3,340,605.21	\$3,340,605.00
20355	Santa Ana Cuauhtémoc	\$3,313,885.64	\$3,313,886.00
20356	Santa Ana del Valle	\$3,443,069.40	\$3,443,069.00
20357	Santa Ana Tavela	\$3,066,390.13	\$3,066,390.00
20358	Santa Ana Tlapacoyan	\$5,143,563.37	\$5,143,563.00
20359	Santa Ana Yareni	\$2,557,361.41	\$2,557,361.00
20360	Santa Ana Zegache	\$8,858,008.50	\$8,858,008.00
20361	Santa Catalina Quierí	\$3,329,196.17	\$3,329,196.00
20362	Santa Catarina Cuixtla	\$2,920,229.65	\$2,920,230.00
20363	Santa Catarina Ixtepeji	\$4,365,923.27	\$4,365,923.00
20364	Santa Catarina Juquila	\$27,479,667.82	\$27,479,668.00
20365	Santa Catarina Lachatao	\$4,198,253.08	\$4,198,253.00
20366	Santa Catarina Loxicha	\$15,125,918.91	\$15,125,919.00
20367	Santa Catarina Mechoacán	\$13,198,063.44	\$13,198,063.00
20368	Santa Catarina Minas	\$4,596,128.49	\$4,596,128.00
20369	Santa Catarina Quiané	\$2,579,787.75	\$2,579,788.00
20370	Santa Catarina Tayata	\$1,771,496.44	\$1,771,496.00
20371	Santa Catarina Ticuá	\$3,961,197.06	\$3,961,197.00
20372	Santa Catarina Yosonotú	\$6,932,788.27	\$6,932,788.00
20373	Santa Catarina Zapoquila	\$1,816,041.07	\$1,816,041.00
20374	Santa Cruz Acatepec	\$6,355,527.52	\$6,355,528.00
20375	Santa Cruz Amilpas	\$6,744,272.42	\$6,744,272.00

20376	Santa Cruz de Bravo	\$1,530,036.26	\$1,530,036.00
20377	Santa Cruz Itundujia	\$40,376,683.73	\$40,376,684.00
20378	Santa Cruz Mixtepec	\$8,979,207.32	\$8,979,207.00
20379	Santa Cruz Nundaco	\$8,502,021.61	\$8,502,022.00
20380	Santa Cruz Papalutla	\$4,653,649.96	\$4,653,650.00
20381	Santa Cruz Tacache de Mina	\$3,649,491.86	\$3,649,492.00
20382	Santa Cruz Tacahua	\$5,251,012.80	\$5,251,013.00
20383	Santa Cruz Tayata	\$2,613,740.80	\$2,613,741.00
20384	Santa Cruz Xitla	\$13,062,877.65	\$13,062,878.00
20385	Santa Cruz Xoxocotlán	\$75,955,807.97	\$75,955,808.00
20386	Santa Cruz Zenzontepec	\$60,670,253.02	\$60,670,253.00
20387	Santa Gertrudis	\$4,814,490.70	\$4,814,491.00
20388	Santa Inés del Monte	\$9,562,360.96	\$9,562,361.00
20389	Santa Inés Yatzeche	\$5,168,479.12	\$5,168,479.00
20390	Santa Lucía del Camino	\$17,125,053.50	\$17,125,054.00
20391	Santa Lucía Miahuatlán	\$16,232,154.61	\$16,232,155.00
20392	Santa Lucía Monteverde	\$26,619,095.33	\$26,619,095.00
20393	Santa Lucía Ocotlán	\$9,348,612.15	\$9,348,612.00
20394	Santa María Alotepec	\$6,028,160.90	\$6,028,161.00
20395	Santa María Apazco	\$8,278,608.21	\$8,278,608.00
20396	Santa María la Asunción	\$13,618,376.47	\$13,618,376.00
20397	Heroica Ciudad de Tlaxiaco	\$61,666,011.52	\$61,666,012.00
20398	Ayoquezco de Aldama	\$10,835,311.28	\$10,835,311.00
20399	Santa María Atzompa	\$33,584,271.70	\$33,584,272.00
20400	Santa María Camotlán	\$3,524,686.77	\$3,524,687.00
20401	Santa María Colotepec	\$28,542,579.86	\$28,542,580.00
20402	Santa María Cortijo	\$2,836,439.75	\$2,836,440.00
20403	Santa María Coyotepec	\$2,807,073.38	\$2,807,073.00
20404	Santa María Chachoápam	\$2,686,581.46	\$2,686,581.00
20405	Villa de Chilapa de Díaz	\$4,111,041.86	\$4,111,042.00
20406	Santa María Chilchotla	\$83,627,809.29	\$83,627,809.00
20407	Santa María Chimalapa	\$22,459,079.38	\$22,459,079.00
20408	Santa María del Rosario	\$1,460,855.40	\$1,460,855.00
20409	Santa María del Tule	\$5,016,030.03	\$5,016,030.00
20410	Santa María Ecatepec	\$5,430,626.90	\$5,430,627.00
20411	Santa María Guelacé	\$1,651,400.14	\$1,651,400.00
20412	Santa María Guienagati	\$11,817,905.40	\$11,817,905.00
20413	Santa María Huatulco	\$38,916,096.39	\$38,916,096.00
20414	Santa María Huazolotitlán	\$19,137,884.95	\$19,137,885.00
20415	Santa María Ipalapa	\$9,328,747.46	\$9,328,747.00
20416	Santa María Ixcatlán	\$2,150,560.27	\$2,150,560.00
20417	Santa María Jacatepec	\$21,087,809.08	\$21,087,809.00
20418	Santa María Jalapa del Marqués	\$15,588,840.32	\$15,588,840.00
20419	Santa María Jaltianguis	\$1,712,014.59	\$1,712,015.00
20420	Santa María Lachixío	\$6,138,061.88	\$6,138,062.00
20421	Santa María Mixtequilla	\$6,023,888.39	\$6,023,888.00

M
1
8

20422	Santa María Nativitas	\$2,138,581.24	\$2,138,581.00
20423	Santa María Nduayaco	\$2,280,885.92	\$2,280,886.00
20424	Santa María Ozolotepec	\$12,939,158.81	\$12,939,159.00
20425	Santa María Pápalo	\$6,968,354.49	\$6,968,354.00
20426	Santa María Peñoles	\$32,651,998.81	\$32,651,999.00
20427	Santa María Petapa	\$23,465,936.56	\$23,465,937.00
20428	Santa María Quiegolani	\$5,641,727.85	\$5,641,728.00
20429	Santa María Sola	\$4,805,536.51	\$4,805,537.00
20430	Santa María Tataltepec	\$2,322,122.56	\$2,322,123.00
20431	Santa María Tecomavaca	\$2,899,986.07	\$2,899,986.00
20432	Santa María Temaxcalapa	\$3,331,365.34	\$3,331,365.00
20433	Santa María Temaxcaltepec	\$8,714,117.60	\$8,714,118.00
20434	Santa María Teopoxco	\$10,877,537.71	\$10,877,538.00
20435	Santa María Tepantlali	\$13,806,407.79	\$13,806,408.00
20436	Santa María Texcatitlán	\$3,913,279.22	\$3,913,279.00
20437	Santa María Tlahuilottepec	\$37,298,104.95	\$37,298,105.00
20438	Santa María Tlalixtac	\$5,472,562.80	\$5,472,563.00
20439	Santa María Tonameca	\$51,897,245.64	\$51,897,246.00
20440	Santa María Totolapilla	\$2,523,421.64	\$2,523,422.00
20441	Santa María Xadani	\$16,365,392.82	\$16,365,393.00
20442	Santa María Yalina	\$3,278,095.58	\$3,278,096.00
20443	Santa María Yavesía	\$4,247,812.65	\$4,247,813.00
20444	Santa María Yolotepec	\$2,355,457.79	\$2,355,458.00
20445	Santa María Yosoyúa	\$5,011,640.91	\$5,011,641.00
20446	Santa María Yucuhiti	\$15,916,558.04	\$15,916,558.00
20447	Santa María Zacatepec	\$30,108,951.31	\$30,108,951.00
20448	Santa María Zaniza	\$7,145,672.09	\$7,145,672.00
20449	Santa María Zoquitlán	\$6,520,493.82	\$6,520,494.00
20450	Santiago Amoltepec	\$66,161,831.05	\$66,161,831.00
20451	Santiago Apoala	\$4,133,424.05	\$4,133,424.00
20452	Santiago Apóstol	\$12,132,523.86	\$12,132,524.00
20453	Santiago Astata	\$5,888,547.59	\$5,888,548.00
20454	Santiago Atitlán	\$12,735,913.51	\$12,735,914.00
20455	Santiago Ayuquillilla	\$6,802,056.33	\$6,802,056.00
20456	Santiago Cacaloxtepec	\$3,594,040.37	\$3,594,040.00
20457	Santiago Camotlán	\$17,434,825.56	\$17,434,826.00
20458	Santiago Comaltepec	\$2,901,202.76	\$2,901,203.00
20459	Santiago Chazumba	\$7,170,608.57	\$7,170,609.00
20460	Santiago Choápam	\$18,950,915.52	\$18,950,916.00
20461	Santiago del Río	\$3,049,504.27	\$3,049,504.00
20462	Santiago Huajolotitlán	\$6,174,522.68	\$6,174,523.00
20463	Santiago Huaucilla	\$2,574,738.49	\$2,574,738.00
20464	Santiago Ihuatlán Plumas	\$1,638,157.01	\$1,638,157.00
20465	Santiago Ixcuintepec	\$4,230,833.71	\$4,230,834.00
20466	Santiago Ixtayutla	\$53,019,236.61	\$53,019,237.00
20467	Santiago Jamiltepec	\$32,225,856.38	\$32,225,856.00

M
T
←
8

20468	Santiago Jocotepec	\$39,695,677.86	\$39,695,678.00
20469	Santiago Juxtlahuaca	\$88,119,131.10	\$88,119,131.00
20470	Santiago Lachiguiri	\$12,813,708.58	\$12,813,709.00
20471	Santiago Lalopa	\$1,897,183.50	\$1,897,183.00
20472	Santiago Laollaga	\$5,494,266.53	\$5,494,267.00
20473	Santiago Laxopa	\$3,931,950.21	\$3,931,950.00
20474	Santiago Llano Grande	\$6,353,991.16	\$6,353,991.00
20475	Santiago Matatlán	\$19,846,206.13	\$19,846,206.00
20476	Santiago Miltepec	\$2,315,484.85	\$2,315,485.00
20477	Santiago Minas	\$5,199,945.20	\$5,199,945.00
20478	Santiago Nacaltepec	\$4,234,407.04	\$4,234,407.00
20479	Santiago Nejapilla	\$1,199,894.58	\$1,199,895.00
20480	Santiago Nundiche	\$4,496,687.55	\$4,496,688.00
20481	Santiago Nuyoó	\$6,733,764.23	\$6,733,764.00
20482	Santiago Pinotepa Nacional	\$77,253,944.12	\$77,253,944.00
20483	Santiago Suchilquitongo	\$19,073,454.74	\$19,073,455.00
20484	Santiago Tamazola	\$7,637,554.40	\$7,637,554.00
20485	Santiago Tapextla	\$8,585,070.89	\$8,585,071.00
20486	Villa Tejúpam de la Unión	\$4,170,014.51	\$4,170,015.00
20487	Santiago Tenango	\$4,674,851.94	\$4,674,852.00
20488	Santiago Tepetlapa	\$940,509.20	\$940,509.00
20489	Santiago Tetepec	\$12,368,156.14	\$12,368,156.00
20490	Santiago Texcalcingo	\$7,717,315.57	\$7,717,316.00
20491	Santiago Textitlán	\$10,630,651.79	\$10,630,652.00
20492	Santiago Tilantongo	\$11,349,721.93	\$11,349,722.00
20493	Santiago Tillo	\$1,682,716.73	\$1,682,717.00
20494	Santiago Tlazoyaltepec	\$21,367,152.98	\$21,367,153.00
20495	Santiago Xanica	\$10,213,918.83	\$10,213,919.00
20496	Santiago Xiacuí	\$2,982,256.48	\$2,982,256.00
20497	Santiago Yaitepec	\$15,314,067.48	\$15,314,067.00
20498	Santiago Yaveo	\$15,798,927.97	\$15,798,928.00
20499	Santiago Yolomécatl	\$2,760,489.55	\$2,760,490.00
20500	Santiago Yosondúa	\$19,442,794.32	\$19,442,794.00
20501	Santiago Yucuyachi	\$2,476,430.02	\$2,476,430.00
20502	Santiago Zacatepec	\$23,122,953.43	\$23,122,953.00
20503	Santiago Zochila	\$731,933.75	\$731,934.00
20504	Nuevo Zoquiápam	\$3,090,973.54	\$3,090,974.00
20505	Santo Domingo Ingenio	\$9,109,080.79	\$9,109,081.00
20506	Santo Domingo Albarradas	\$1,738,700.48	\$1,738,700.00
20507	Santo Domingo Armenta	\$7,621,701.72	\$7,621,702.00
20508	Santo Domingo Chihuitán	\$3,314,124.31	\$3,314,124.00
20509	Santo Domingo de Morelos	\$34,145,174.65	\$34,145,175.00
20510	Santo Domingo Ixcatlán	\$4,000,265.39	\$4,000,265.00
20511	Santo Domingo Nuxaá	\$15,130,166.53	\$15,130,167.00
20512	Santo Domingo Ozolotepec	\$3,369,923.63	\$3,369,924.00
20513	Santo Domingo Petapa	\$14,274,680.02	\$14,274,680.00

20514	Santo Domingo Roayaga	\$6,308,633.72	\$6,308,634.00
20515	Santo Domingo Tehuantepec	\$70,401,163.50	\$70,401,164.00
20516	Santo Domingo Teojomulco	\$10,093,015.28	\$10,093,015.00
20517	Santo Domingo Tepuxtepec	\$20,607,312.29	\$20,607,312.00
20518	Santo Domingo Tlatayápam	\$955,156.83	\$955,157.00
20519	Santo Domingo Tomaltepec	\$3,952,837.37	\$3,952,837.00
20520	Santo Domingo Tonalá	\$11,585,355.82	\$11,585,356.00
20521	Santo Domingo Tonaltepec	\$1,597,794.50	\$1,597,794.00
20522	Santo Domingo Xagacía	\$3,625,058.25	\$3,625,058.00
20523	Santo Domingo Yanhuitlán	\$4,324,826.46	\$4,324,826.00
20524	Santo Domingo Yodohino	\$1,319,629.40	\$1,319,629.00
20525	Santo Domingo Zanatepec	\$13,814,782.23	\$13,814,782.00
20526	Santos Reyes Nopala	\$33,087,378.73	\$33,087,379.00
20527	Santos Reyes Pápalo	\$8,675,166.68	\$8,675,167.00
20528	Santos Reyes Tepejillo	\$3,592,869.18	\$3,592,869.00
20529	Santos Reyes Yucuná	\$5,211,877.01	\$5,211,877.00
20530	Santo Tomás Jalieza	\$9,109,467.53	\$9,109,468.00
20531	Santo Tomás Mazaltepec	\$3,783,770.37	\$3,783,770.00
20532	Santo Tomás Ocotepec	\$13,655,435.98	\$13,655,436.00
20533	Santo Tomás Tamazulapan	\$4,562,699.64	\$4,562,700.00
20534	San Vicente Coatlán	\$12,326,929.46	\$12,326,929.00
20535	San Vicente Lachixío	\$11,353,783.82	\$11,353,784.00
20536	San Vicente Nuñú	\$2,219,806.19	\$2,219,806.00
20537	Silacayoápam	\$14,328,662.12	\$14,328,662.00
20538	Sitio de Xitlapehua	\$1,860,113.65	\$1,860,114.00
20539	Soledad ETLA	\$5,698,732.53	\$5,698,733.00
20540	Villa de Tamazulápam del Progreso	\$8,083,204.77	\$8,083,205.00
20541	Tanetze de Zaragoza	\$4,583,222.84	\$4,583,223.00
20542	Taniche	\$2,097,816.44	\$2,097,816.00
20543	Tataltepec de Valdés	\$20,883,517.00	\$20,883,517.00
20544	Teococuilco de Marcos Pérez	\$2,840,886.85	\$2,840,887.00
20545	Teotitlán de Flores Magón	\$10,158,478.42	\$10,158,478.00
20546	Teotitlán del Valle	\$10,782,962.08	\$10,782,962.00
20547	Teotongo	\$3,313,542.72	\$3,313,543.00
20548	Tepelmeme Villa de Morelos	\$4,520,715.55	\$4,520,716.00
20549	Tezoatlán de Segura y Luna	\$25,866,811.24	\$25,866,811.00
20550	San Jerónimo Tlacoahuaya	\$7,771,009.63	\$7,771,010.00
20551	Tlacolula de Matamoros	\$23,554,014.01	\$23,554,014.00
20552	Tlacotepec Plumas	\$2,020,766.20	\$2,020,766.00
20553	Tlalixtac de Cabrera	\$10,117,565.54	\$10,117,566.00
20554	Totontepec Villa de Morelos	\$15,263,286.59	\$15,263,287.00
20555	Trinidad Zaachila	\$5,383,327.04	\$5,383,327.00
20556	La Trinidad Vista Hermosa	\$1,519,175.06	\$1,519,175.00
20557	Unión Hidalgo	\$12,696,754.54	\$12,696,755.00
20558	Valerio Trujano	\$3,211,740.61	\$3,211,741.00
20559	San Juan Bautista Valle Nacional	\$41,550,041.84	\$41,550,042.00

20560	Villa Díaz Ordaz	\$15,760,312.70	\$15,760,313.00
20561	Yaxe	\$8,718,343.44	\$8,718,343.00
20562	Magdalena Yodocono de Porfirio Díaz	\$2,914,571.16	\$2,914,571.00
20563	Yogana	\$4,302,855.19	\$4,302,855.00
20564	Yutanduchi de Guerrero	\$4,672,114.01	\$4,672,114.00
20565	Villa de Zaachila	\$62,884,764.84	\$62,884,765.00
20566	San Mateo Yucutindó	\$9,234,301.55	\$9,234,302.00
20567	Zapotitlán Lagunas	\$9,072,634.64	\$9,072,635.00
20568	Zapotitlán Palmas	\$4,813,731.91	\$4,813,732.00
20569	Santa Inés de Zaragoza	\$5,292,009.96	\$5,292,010.00
20570	Zimatlán de Álvarez	\$27,588,223.14	\$27,588,223.00
TOTAL		\$7,440,532,199.00	\$7,440,532,199.00

NOTA: En el redondeo a pesos sin centavos se hace un ajuste de 3 pesos al municipio de San Juan Bautista Tuxtepec con clave de INEGI 20184. Lo anterior con la finalidad de ajustar el monto asignado a todos los municipios con respecto el monto asignado al estado.

OCTAVO.- Los recursos que los municipios y alcaldías ejecuten, conforme a los montos de asignación estimados en el paso 8 del apartado **SÉPTIMO** del presente Acuerdo, conforme a la normatividad aplicable, estarán en función de las ministraciones que, con cargo al Fondo de Aportaciones para la Infraestructura Social, realice la Federación a las entidades.

El presente documento que consta de 150 hojas, se firma para su constancia y validez en tres ejemplares originales en la Ciudad de México, a los 17 días del mes de enero de 2022 y forma parte del **"CONVENIO PARA ACORDAR LA METODOLOGÍA, FUENTES DE INFORMACIÓN, MECANISMO DE DISTRIBUCIÓN Y ACCIONES PARA LA OPERACIÓN DEL FONDO PARA LA INFRAESTRUCTURA SOCIAL MUNICIPAL Y DE LAS DEMARCACIONES TERRITORIALES DEL DISTRITO FEDERAL CORRESPONDIENTES AL ESTADO DE OAXACA"**, formalizado entre la **"SECRETARÍA DE BIENESTAR"** y **"LA ENTIDAD"**, con fecha de 17 de enero de 2022, como anexo del mismo.

LAS PARTES:

POR "BIENESTAR"

POR "LA ENTIDAD"

LA SECRETARIA DE BIENESTAR

**EL GOBERNADOR CONSTITUCIONAL
DEL ESTADO LIBRE Y SOBERANO DE
OAXACA**



ARIADNA MONTIEL REYES



ALEJANDRO ISMAEL MURAT HINOJOSA

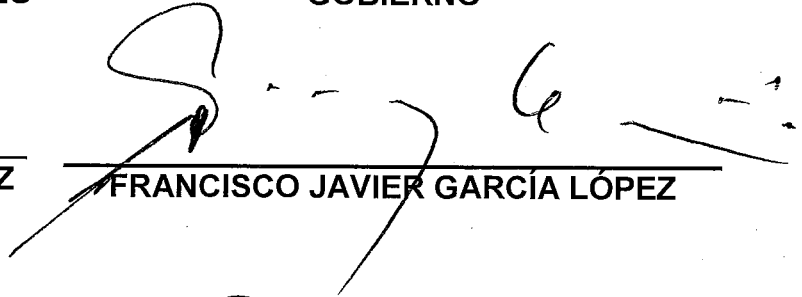
ASISTIDOS POR:

**EL DIRECTOR DE NORMATIVIDAD Y
PROCESOS PARA EL DESARROLLO
REGIONAL**




**PEDRO ALEJANDRO FERNÁNDEZ
HUERTA**

**EL SECRETARIO GENERAL DE
GOBIERNO**




FRANCISCO JAVIER GARCÍA LÓPEZ

**LA DELEGADA DE PROGRAMAS
PARA EL DESARROLLO EN EL
ESTADO DE OAXACA**



NANCY CECILIA ORTIZ CABRERA

EL SECRETARIO DE FINANZAS



JORGE ANTONIO HIDALGO TIRADO

**EL COORDINADOR GENERAL DEL
COMITÉ ESTATAL DE PLANEACIÓN
PARA EL DESARROLLO DE OAXACA**



JORGE TOLEDO LUIS

La presente hoja de firmas corresponde al Anexo Metodológico del Convenio para acordar la metodología, fuentes de información, mecanismo de distribución del Fondo para la Infraestructura Social Municipal y de las Demarcaciones Territoriales del Distrito Federal y Acciones para la Planeación, Operación y Seguimiento del Fondo de Aportaciones para la Infraestructura Social, que forma parte del Ramo General 33, "Aportaciones Federales para Entidades Federativas y Municipios" que suscriben por una parte, el Ejecutivo Federal a través de la Secretaría de Bienestar y el Ejecutivo del Estado de Oaxaca, de fecha 17 de enero de 2022.