

ANEXO METODOLÓGICO

FONDO PARA LA INFRAESTRUCTURA SOCIAL MUNICIPAL Y DE LAS DEMARCACIONES TERRITORIALES DEL DISTRITO FEDERAL (FISMDF), PARA EL EJERCICIO FISCAL 2022.

EL PRESENTE ANEXO TIENE POR OBJETO DAR A CONOCER LA METODOLOGÍA QUE EL ESTADO DE PUEBLA APLICARÁ PARA LA DISTRIBUCIÓN PORCENTUAL DEL FONDO PARA LA INFRAESTRUCTURA SOCIAL MUNICIPAL Y DE LAS DEMARCACIONES TERRITORIALES DEL DISTRITO FEDERAL, PARA EL EJERCICIO FISCAL 2022, DE CONFORMIDAD CON LA CLÁUSULA SEXTA DEL CONVENIO PARA ACORDAR LA METODOLOGÍA, FUENTES DE INFORMACIÓN, MECANISMOS DE DISTRIBUCIÓN Y ACCIONES PARA LA OPERACIÓN DEL FISMDF, FIRMADO EL DÍA 25 DEL MES DE ENERO DEL 2022 Y CON VIGENCIA HASTA EL DÍA 31 DE DICIEMBRE DEL AÑO 2022.

DECLARATORIA: La entidad declara, no tener municipios que no disponen de información de pobreza extrema dada a conocer por el Consejo Nacional de Evaluación de la Política de Desarrollo Social (CONEVAL) correspondientes al año 2020, incluyendo ajustes en el cálculo de los porcentajes de la línea basal 2013 u otro caso no previsto en los art. 34 y 35 de la Ley de Coordinación Fiscal en cuanto al cálculo de distribución del FISMDF, de conformidad con la cláusula quinta del CONVENIO.

PRIMERO. - En cumplimiento con lo señalado los artículos 34 y 35 de la Ley de Coordinación Fiscal (LCF), se presentan las variables y fórmula para la distribución de los recursos correspondientes del Fondo de Aportaciones para la Infraestructura Social Municipal y de las Demarcaciones Territoriales del Distrito Federal (FISMDF), para el ejercicio fiscal 2022, mismas que coinciden con las publicadas por la Secretaría de Bienestar en el Diario Oficial de la Federación el 04 de enero de 2022:

SEGUNDO. - De conformidad con lo establecido en el "Acuerdo por el que se da a conocer a los Gobiernos de las Entidades Federativas la Distribución y Calendarización para la Ministración durante el Ejercicio Fiscal 2022, de los Recursos correspondientes a los Ramos Generales 28 Participaciones a Entidades Federativas y Municipios y 33 Aportaciones Federales para Entidades Federativas y Municipios", publicado en el Diario Oficial de la Federación el 20 de diciembre de 2021, para el ejercicio fiscal 2022, corresponden al Estado de Puebla, la cantidad de **\$7,081,849,681.00 (Siete Mil Ochenta y Un Millones Ochocientos Cuarenta y Nueve Mil Seiscientos Ochenta y Un Pesos 00/100 M.N.)** por concepto del Fondo de Aportaciones para la Infraestructura Social, compuesto de la siguiente manera: **\$858,422,991.00 (Ochocientos Cincuenta y Ocho Millones Cuatrocientos Veintidós Mil Novecientos Noventa y Uno Pesos 00/100 M.N.)** para el Fondo de Infraestructura Social para las Entidades, y **\$6,223,426,690.00 (Seis Mil Doscientos Veintitrés Millones Cuatrocientos Veintiséis Mil Seiscientos Noventa Pesos 00/100 M.N.)** para el Fondo de Aportaciones para la Infraestructura Social Municipal y de las Demarcaciones Territoriales del Distrito Federal; montos que consideran las deducciones realizadas por la Secretaría de Hacienda y Crédito Público, para la fiscalización y evaluación del desempeño, a las que hacen referencia las fracciones IV y V del artículo 49 de la LCF.

TERCERO. - Para efectos de la aplicación de la fórmula del artículo 34 de la LCF, se utiliza como fuentes de información, el Presupuesto de Egresos de la Federación y los informes de medición de la pobreza multidimensional municipal, dados a conocer por el CONEVAL de conformidad con el artículo 37 de la Ley General de Desarrollo Social.

CUARTO. - La fórmula para el cálculo del FISMDF se describe de la siguiente manera:

$$F_{i,t} = F_{i,2013} + \Delta F_{2013,t} (0.8 * Z_{i,t} + 0.2 * e_{i,t})$$

Donde:

$$Z_{i,t} = \frac{x_{i,t}}{\sum_i x_{i,t}}$$

$$x_{i,t} = CPPE_i \frac{PPE_{i,T}}{\sum_i PPE_{i,T}}$$

$$e_{i,t} = \frac{\frac{PPE_{i,T-1}}{PPE_{i,T}}}{\sum_i \frac{PPE_{i,T-1}}{PPE_{i,T}}}$$

Y las variables de cálculo se definen de la siguiente manera:

$F_{i,t}$ = Monto del FISMDF del municipio o alcaldía i en el año t.

$F_{i,2013}$ = Monto del FISMDF del municipio o alcaldía i en 2013.

$\Delta F_{2013,t}$ = $FISMDF_{i,t} - F_{i,2013}$, donde $FISMDF_{i,t}$ corresponde a los recursos del FISMDF en el año de cálculo t, para la entidad i, y $FISMDF_{i,2013}$ corresponde a los recursos del FISMDF recibidos por la entidad i en 2013.

$Z_{i,t}$ = La participación del municipio o alcaldía i, en el promedio estatal de las carencias de la población en pobreza extrema más reciente publicada por el Consejo Nacional de Evaluación de la Política de Desarrollo Social al año t.

$CPPE_i$ = Número de carencias promedio de la población en pobreza extrema en el municipio o delegación i más reciente publicada por el Consejo Nacional de Evaluación de la Política de Desarrollo Social al año t.

$e_{i,t}$ = Participación del municipio o alcaldía i, en la bolsa de recursos asignados por su eficacia en el abatimiento de la pobreza extrema;

$PPE_{i,T}$ = Población en Pobreza Extrema del municipio o delegación i, de acuerdo con la información más reciente provista por el Consejo Nacional de Evaluación de la Política de Desarrollo Social; y

$PPE_{i,T-1}$ = Población en Pobreza Extrema del municipio o delegación i, de acuerdo con la información inmediata anterior a la más reciente provista por el Consejo Nacional de Evaluación de la Política de Desarrollo Social;

QUINTO. - Excepción para el caso de $e_{i,t}$.

Para aquellos municipios que no observen valores de mediciones de pobreza multidimensional 2020 emitidos por el CONEVAL, las entidades transferirán a los municipios o delegaciones, los recursos por concepto del FAIS, de acuerdo con lo dispuesto en el primer párrafo del artículo 35 de la LCF, mediante la aplicación de la siguiente fórmula para su distribución, de conformidad con el artículo Décimo Primero transitorio del DECRETO por el que se reforman y adicionan diversas disposiciones de la Ley de Coordinación Fiscal y de la Ley General de Contabilidad Gubernamental, publicado en el Diario Oficial de la Federación el 9 de diciembre de 2013:

$$F_{i,t} = F_{i,2013} + \Delta F_{2013,t} (0.8 * z_{i,t} + 0.2 * e_{i,t}) = F_{i,2013} + \Delta F_{2013,t} (z_{i,t})$$

SEXTO. - Fuentes de información.

Componente F_{1,2013}

Nombre:

Línea Basal

Descripción:

Se refiere al monto que los municipios o delegaciones recibieron por concepto de FISMDF en el año 2013.

Fuente de Información:

Última publicación oficial de las entidades donde dan a conocer o se actualiza el monto asignado a sus municipios por concepto de FISMDF para el ejercicio fiscal 2013.

Indicaciones:

Identificar en el periódico oficial de la entidad federativa la última publicación correspondiente a la asignación del FISMDF para el año fiscal 2013 o su actualización, para cada municipio o alcaldía de la Ciudad de México; verificar que la sumatoria de cada asignación para la entidad federativa, corresponda al total del FISMDF asignado por la Secretaría de Hacienda y Crédito Público. La información del FISMDF correspondiente al total estatal 2013 se encuentra en el tabulado que contiene los montos asignados a cada entidad federativa, por concepto de Ramo 33 del año presupuestal 2013, que puede ser consultado en la siguiente liga:

https://www.apartados.hacienda.gob.mx/presupuesto/temas/pef/2013/temas/tomos/33/r33_rsfef.pdf
(enlace verificado el 6 de enero de 2022)

Fuente de Información

Publicación del 31 de enero de 2013 en el Periódico Oficial del Gobierno del Estado de Puebla, donde da a conocer el monto asignado a sus municipios por concepto de FISM para el Ejercicio Fiscal 2013.

Sitio Electrónico:

http://www.transparenciafiscal.puebla.gob.mx/index.php?option=com_docman&task=doc_download&gid=1200

(enlace verificado el 7 de enero de 2022)

Componente Z_{1,t}

Nombre:

Pobreza

Descripción:

Se refiere a la participación de cada municipio en la pobreza extrema de la Entidad, ponderada por las carencias promedio de las personas en pobreza extrema del respectivo municipio.

Fuente de Información:

Consejo Nacional de Evaluación de la Política de Desarrollo Social (CONEVAL).

Sitio Electrónico:

<https://www.coneval.org.mx/Medicion/Paginas/Pobreza-municipio-2010-2020.aspx>
(enlace verificado el 10 de enero de 2022)

Indicaciones:

En el sitio electrónico al que direcciona la liga anterior, bajar con la barra de desplazamiento y dar clic en el cuadro "Anexo estadístico 2010-2020", comenzará la descarga de la carpeta "Concentrado indicadores de pobreza 2020". La carpeta contiene el documento "Concentrado indicadores de pobreza 2020.xlsx". Abrir el archivo y seleccionar la hoja de trabajo "Concentrado municipal". Para construir el indicador utilice los valores para "pobreza extrema", columnas "Personas 2020" y "Carencias promedio 2020".

8

3

Componente e_{1,t}

Nombre:

Eficacia

Descripción:

Es una medida de la disminución de la pobreza extrema que ha logrado un municipio en un periodo determinado. Para el caso del FISMDF, se compara el número de pobres extremos en la medición vigente de pobreza multidimensional hecha por el Consejo Nacional de Evaluación de la Política de Desarrollo Social, respecto de la misma medición inmediata anterior a la vigente. La medición de pobreza multidimensional municipal más reciente es la 2020 y la inmediata anterior es la 2015. Si este indicador es mayor a uno se considera que la entidad federativa ha sido eficaz, si es menor a uno se considera que no lo ha sido.

Fuente de Información:

Consejo Nacional de Evaluación de la Política de Desarrollo Social (**CONEVAL**).

Sitio Electrónico:

<https://www.coneval.org.mx/Medicion/Paginas/Pobreza-municipio-2010-2020.aspx>

(enlace verificado el 11 de enero de 2022)

Indicaciones:

En el sitio electrónico al que direcciona la liga anterior, bajar con la barra de desplazamiento y dar clic en el cuadro "Anexo estadístico 2010-2020", comenzará la descarga de la carpeta "Concentrado_indicadores_de_pobreza_2020". La carpeta contiene el documento "Concentrado_indicadores_de_pobreza_2020.xlsx". Abrir el archivo y seleccionar la hoja de trabajo "Concentrado municipal". Para construir el indicador utilice los valores para "pobreza extrema", columnas "Personas 2015" y "Personas 2020".

Componente AF_{2013,t}

Nombre:

Incremento FISMDF

Descripción:

Es el diferencial del Monto Total asignado al FISMDF en el año actual, respecto del monto total asignado al FISMDF en 2013. Para el caso de la Ciudad de México el monto FISMDF 2013 se considerará igual a \$603,630,951 (lo anterior se respalda por lo estipulado en el artículo 34 de la Ley de Coordinación Fiscal, considerando un 87.88% de los \$686,880,919.32 del Fondo de Aportaciones para la Infraestructura Social que hipotéticamente hubiese recibido la Ciudad de México en 2013).

Fuente de Información:

Para el Monto FISMDF 2013, consultar el Presupuesto de Egresos de la Federación 2013.

Para el monto FISMDF 2022, consultar el Presupuesto de Egresos de la Federación 2022.

Sitio Electrónico:

Monto FISMDF 2013:

http://www.apartados.hacienda.gob.mx/presupuesto/temas/pef/2013/temas/tomos/33/r33_rsfef.pdf

(enlace verificado el 12 de enero de 2022)

Monto FISMDF 2022:

https://www.pef.hacienda.gob.mx/work/models/aVbnZty0/PEF2022/kgp8I9cM/docs/33/r33_rsfef.pdf

(enlace verificado el 13 de enero de 2022)

Indicaciones:

Para el caso del Monto FISMDF 2013, tomar del archivo descargado del sitio electrónico mencionado el monto correspondiente al FAIS Municipal para cada estado.

Para el caso del Monto FISMDF 2022, descargar el documento de la liga electrónica proporcionada y tomar el monto FAIS Municipal y de las delegaciones correspondiente a la Entidad.

El monto ya considera las deducciones a las que hace referencia el artículo 49 de la Ley de Coordinación Fiscal en sus fracciones IV y V.

SEPTIMO. - Cálculo de la Distribución del FISMDF 2022, para los municipios o delegaciones del Estado de Puebla.

Paso 1. Cálculo del componente $Z_{i,t}$

Municipio	Información CONEVAL 2020		Desarrollo de la Fórmula		
	(1) $PPE_{i,T}$	(2) $CPPE_{i,T}$	(3)	(4)	(5)
	Personas en Pobreza Extrema 2020	Carencias Promedio de personas en pobreza extrema 2020	$\frac{PPE_{i,T}}{\sum_i PPE_{i,T}}$	$x_{i,t} = CPPE_i \frac{PPE_{i,T}}{\sum_i PPE_{i,T}}$	$Z_{i,t} = \frac{x_{i,t}}{\sum_i x_{i,t}}$
Acajete	17,688	3.506872	0.0197044	0.0691009	0.0196059
Acateno	1,265	3.505649	0.0014092	0.0049402	0.0014017
Acatlán	6,772	3.464604	0.0075440	0.0261370	0.0074158
Acatzingo	11,409	3.491679	0.0127096	0.0443779	0.0125913
Acteopan	1,135	3.529367	0.0012644	0.0044625	0.0012661
Ahuacatlán	2,503	3.489911	0.0027883	0.0097311	0.0027610
Ahuatlán	738	3.505872	0.0008221	0.0028823	0.0008178
Ahuazotepec	1,154	3.447445	0.0012856	0.0044319	0.0012575
Ahuehuetitla	269	3.522547	0.0002997	0.0010556	0.0002995
Ajalpan	19,592	3.545552	0.0218255	0.0773834	0.0219559
Albino Zertuche	336	3.477664	0.0003743	0.0013017	0.0003693
Aljojuca	861	3.387272	0.0009592	0.0032489	0.0009218
Altepexi	5,858	3.709657	0.0065258	0.0242085	0.0068687
Amixtlán	1,118	3.624898	0.0012455	0.0045146	0.0012809
Amozoc	15,574	3.455643	0.0173494	0.0599535	0.0170105
Aquixtla	1,163	3.607745	0.0012956	0.0046741	0.0013262
Atempan	7,265	3.608291	0.0080932	0.0292027	0.0082856
Atexcal	838	3.622282	0.0009335	0.0033815	0.0009594
Atlixco	15,668	3.484618	0.0174542	0.0608211	0.0172567
Atoyatempan	1,419	3.430628	0.0015808	0.0054230	0.0015387
Atzala	147	3.550716	0.0001638	0.0005815	0.0001650
Atzitzihuacán	2,959	3.434534	0.0032963	0.0113213	0.0032122
Atzitzintla	2,378	3.546367	0.0026491	0.0093947	0.0026655
Axutla	108	3.530508	0.0001203	0.0004248	0.0001205
Ayotoxco de Guerrero	1,687	3.477539	0.0018793	0.0065354	0.0018543
Calpan	2,973	3.509409	0.0033119	0.0116229	0.0032977
Caltepec	791	3.587243	0.0008812	0.0031610	0.0008969
Camocuahtla	965	3.572681	0.0010750	0.0038407	0.0010897
Caxhuacan	1,431	3.662886	0.0015941	0.0058391	0.0016567
Coatepec	164	3.528576	0.0001827	0.0006447	0.0001829
Coatzingo	632	3.409257	0.0007040	0.0024003	0.0006810

[Handwritten signature]

[Handwritten signatures]

[Handwritten signature]

Municipio	Información CONEVAL 2020		Desarrollo de la Fórmula		
	(1) PPE _{i,t}	(2) CPPE _{i,t}	(3)	(4)	(5)
	Personas en Pobreza Extrema 2020	Carencias Promedio de personas en pobreza extrema 2020	$\frac{PPE_{i,t}}{\sum_i PPE_{i,t}}$	$x_{i,t} = CPPE_i \frac{PPE_{i,t}}{\sum_i PPE_{i,t}}$	$Z_{i,t} = \frac{x_{i,t}}{\sum_i x_{i,t}}$
Cohetzala	233	3.261755	0.0002596	0.0008466	0.0002402
Cohuecan	1,226	3.528028	0.0013658	0.0048185	0.0013671
Coronango	7,491	3.418291	0.0083450	0.0285256	0.0080935
Coxcatlán	4,669	3.488554	0.0052013	0.0181449	0.0051482
Coyomeapan	7,115	3.558385	0.0079261	0.0282042	0.0080023
Coyotepec	223	3.478771	0.0002484	0.0008642	0.0002452
Cuapiaxtla de Madero	1,747	3.472302	0.0019462	0.0067576	0.0019173
Cuautempan	2,305	3.488816	0.0025678	0.0089585	0.0025418
Cuautinacán	2,415	3.598345	0.0026903	0.0096807	0.0027467
Cuautlancingo	5,936	3.248176	0.0066127	0.0214792	0.0060943
Cuayuca de Andrade	719	3.454592	0.0008010	0.0027670	0.0007851
Cuetzalan del Progreso	17,280	3.541511	0.0192499	0.0681738	0.0193429
Cuyoaco	2,024	3.395419	0.0022547	0.0076558	0.0021722
Chalchicomula de Sesma	4,871	3.451621	0.0054263	0.0187295	0.0053141
Chapulco	1,278	3.452583	0.0014237	0.0049154	0.0013946
Chiautla	3,227	3.464216	0.0035949	0.0124534	0.0035334
Chiautzingo	3,520	3.522799	0.0039213	0.0138139	0.0039194
Chiconcuautla	6,812	3.688979	0.0075886	0.0279941	0.0079427
Chichiquila	9,467	3.683085	0.0105462	0.0388427	0.0110208
Chietla	4,874	3.457341	0.0054296	0.0187721	0.0053262
Chigmecatitlán	254	3.593787	0.0002830	0.0010169	0.0002885
Chignahuapan	8,800	3.372563	0.0098032	0.0330619	0.0093806
Chignautla	6,149	3.510730	0.0068500	0.0240485	0.0068232
Chila	1,255	3.546119	0.0013981	0.0049577	0.0014066
Chila de la Sal	115	3.428790	0.0001281	0.0004393	0.0001246
Honey	1,075	3.380215	0.0011976	0.0040480	0.0011485
Chilchotla	6,469	3.596482	0.0072065	0.0259179	0.0073537
Chinantla	464	3.521999	0.0005169	0.0018205	0.0005165
Domingo Arenas	2,207	3.635505	0.0024586	0.0089382	0.0025360
Eloxochitlán	8,688	3.854822	0.0096784	0.0373086	0.0105855
Epatlán	545	3.541835	0.0006071	0.0021504	0.0006101
Esperanza	1,484	3.399860	0.0016532	0.0056206	0.0015947
Francisco Z. Mena	5,001	3.586482	0.0055711	0.0199807	0.0056691
General Felipe Angeles	3,293	3.488524	0.0036684	0.0127973	0.0036310
Guadalupe	1,093	3.561025	0.0012176	0.0043359	0.0012302

Municipio	Información CONEVAL 2020		Desarrollo de la Fórmula		
	(1) $PPE_{i,T}$	(2) $CPPE_{i,T}$	(3)	(4)	(5)
	Personas en Pobreza Extrema 2020	Carencias Promedio de personas en pobreza extrema 2020	$\frac{PPE_{i,T}}{\sum_i PPE_{i,T}}$	$x_{i,t} = CPPE_i \frac{PPE_{i,T}}{\sum_i PPE_{i,T}}$	$Z_{i,t} = \frac{x_{i,t}}{\sum_i x_{i,t}}$
Guadalupe Victoria	1,822	3.462128	0.0020297	0.0070271	0.0019938
Hermenegildo Galeana	1,977	3.692812	0.0022024	0.0081330	0.0023076
Huaquechula	5,167	3.535734	0.0057560	0.0203518	0.0057744
Huatlatlauca	1,360	3.471800	0.0015150	0.0052599	0.0014924
Huachinango	17,181	3.796856	0.0191396	0.0726704	0.0206187
Huehuetla	6,092	3.767016	0.0067865	0.0255648	0.0072535
Huehuetlán el Chico	2,222	3.353136	0.0024753	0.0083000	0.0023550
Huejotzingo	12,824	3.495698	0.0142859	0.0499393	0.0141692
Hueyapan	3,076	3.531984	0.0034267	0.0121029	0.0034339
Hueytamalco	5,263	3.464530	0.0058630	0.0203125	0.0057632
Hueytlalpan	2,218	3.578042	0.0024709	0.0088408	0.0025084
Huitzilán de Serdán	6,889	3.723149	0.0076743	0.0285727	0.0081069
Huitziltepec	789	3.489951	0.0008789	0.0030675	0.0008703
Attequizayan	835	3.485859	0.0009302	0.0032425	0.0009200
Ixcamilpa de Guerrero	1,063	3.586749	0.0011842	0.0042474	0.0012051
Ixcaquixtla	738	3.442187	0.0008221	0.0028299	0.0008029
Ixtacamaxtitlán	4,138	3.504388	0.0046097	0.0161543	0.0045834
Ixtepec	2,904	3.704877	0.0032351	0.0119855	0.0034006
Izúcar de Matamoros	10,337	3.575374	0.0115154	0.0411719	0.0116817
Jalpan	3,028	3.570804	0.0033732	0.0120450	0.0034175
Jolalpan	3,506	3.523794	0.0039057	0.0137628	0.0039049
Jonotla	1,078	3.579149	0.0012009	0.0042982	0.0012195
Jopala	2,444	3.416898	0.0027226	0.0093029	0.0026395
Juan C. Bonilla	2,428	3.503962	0.0027048	0.0094775	0.0026890
Juan Galindo	979	3.505614	0.0010906	0.0038232	0.0010848
Juan N. Méndez	1,164	3.614233	0.0012967	0.0046866	0.0013297
Lafragua	1,150	3.364683	0.0012811	0.0043105	0.0012230
Libres	3,387	3.452084	0.0037731	0.0130251	0.0036956
La Magdalena Tlatlauquitepec	181	3.312435	0.0002016	0.0006679	0.0001895
Mazapiltepec de Juárez	398	3.648255	0.0004434	0.0016175	0.0004589
Mixtla	203	3.366055	0.0002261	0.0007612	0.0002160
Molcaxac	1,028	3.549272	0.0011452	0.0040646	0.0011532
Cañada Morelos	3,360	3.473103	0.0037430	0.0130000	0.0036885
Naupan	2,834	3.575946	0.0032685	0.0116879	0.0033162
Nauzonotla	511	3.487721	0.0005693	0.0019854	0.0005633

Handwritten signature and initials on the right side of the page.

Handwritten signature and initials at the bottom left of the page.

Handwritten signature and initials at the bottom right of the page.

Municipio	Información CONEVAL 2020		Desarrollo de la Fórmula		
	(1) $PPE_{i,T}$	(2) $CPPE_{i,T}$	(3)	(4)	(5)
	Personas en Pobreza Extrema 2020	Carencias Promedio de personas en pobreza extrema 2020	$\frac{PPE_{i,T}}{\sum_i PPE_{i,T}}$	$x_{i,t} = CPPE_i \frac{PPE_{i,T}}{\sum_i PPE_{i,T}}$	$Z_{i,t} = \frac{x_{i,t}}{\sum_i x_{i,t}}$
Nealtican	1,586	3.397997	0.0017668	0.0060036	0.0017034
Nicolás Bravo	1,161	3.591690	0.0012934	0.0046453	0.0013180
Nopalucan	4,798	3.458063	0.0053450	0.0184832	0.0052442
Ocoatepec	586	3.595518	0.0006528	0.0023472	0.0006660
Ocoyucan	7,143	3.605556	0.0079573	0.0286905	0.0081403
Olintla	5,533	3.677607	0.0061638	0.0226679	0.0064315
Oriental	1,539	3.331651	0.0017144	0.0057119	0.0016206
Pahuatlán	6,085	3.614926	0.0067787	0.0245045	0.0069526
Palmar de Bravo	10,008	3.534035	0.0111489	0.0394007	0.0111791
Pantepec	3,955	3.496833	0.0044059	0.0154066	0.0043713
Petlalcingo	2,311	3.402500	0.0025745	0.0087596	0.0024853
Pixtla	818	3.526708	0.0009113	0.0032137	0.0009118
Puebla	89,076	3.432720	0.0992307	0.3406311	0.0966468
Quecholac	10,008	3.589288	0.0111489	0.0400167	0.0113539
Quimixtlán	6,810	3.594081	0.0075863	0.0272659	0.0077361
Rafael Lara Grajales	1,130	3.335855	0.0012588	0.0041992	0.0011914
Los Reyes de Juárez	5,063	3.490641	0.0056402	0.0196879	0.0055860
San Andrés Cholula	12,214	3.418074	0.0136064	0.0465077	0.0131956
San Antonio Cañada	1,922	3.600193	0.0021411	0.0077084	0.0021871
San Diego la Mesa Tochimilzingo	255	3.548226	0.0002841	0.0010079	0.0002860
San Felipe Teotlalcingo	1,013	3.375833	0.0011285	0.0038096	0.0010809
San Felipe Tepatlán	989	3.614033	0.0011017	0.0039817	0.0011297
San Gabriel Chilac	3,813	3.641966	0.0042477	0.0154699	0.0043893
San Gregorio Atzompa	503	3.354076	0.0005603	0.0018794	0.0005332
San Jerónimo Tecuaniapan	1,099	3.626030	0.0012243	0.0044393	0.0012596
San Jerónimo Xayacatlán	414	3.527723	0.0004612	0.0016270	0.0004616
San José Chiapa	881	3.326469	0.0009814	0.0032647	0.0009263
San José Miahuatlán	4,216	3.556157	0.0046966	0.0167019	0.0047388
San Juan Atenco	343	3.474299	0.0003821	0.0013275	0.0003767
San Juan Atzompa	123	3.335167	0.0001370	0.0004570	0.0001297

2

8

Handwritten marks and signatures at the bottom left of the page.

Handwritten marks and signatures at the bottom right of the page.

Municipio	Información CONEVAL 2020		Desarrollo de la Fórmula		
	(1) PPE _{i,T}	(2) CPPE _{i,T}	(3) $\frac{PPE_{i,T}}{\sum_i PPE_{i,T}}$	(4) $x_{i,t} = CPPE_i \frac{PPE_{i,T}}{\sum_i PPE_{i,T}}$	(5) $Z_{i,t} = \frac{x_{i,t}}{\sum_i x_{i,t}}$
	Personas en Pobreza Extrema 2020	Carencias Promedio de personas en pobreza extrema 2020			
San Martín Texmelucan	18,127	3.408000	0.0201935	0.0688194	0.0195260
San Martín Totoltepec	49	3.390624	0.0000546	0.0001851	0.0000525
San Matías Tlalancaleca	3,197	3.464296	0.0035615	0.0123379	0.0035006
San Miguel Ixitián	97	3.558206	0.0001081	0.0003845	0.0001091
San Miguel Xoxtla	456	3.218065	0.0005080	0.0016347	0.0004638
San Nicolás Buenos Aires	1,954	3.501700	0.0021768	0.0076223	0.0021627
San Nicolás de los Ranchos	2,202	3.484772	0.0024530	0.0085482	0.0024254
San Pablo Anicano	673	3.543008	0.0007497	0.0026563	0.0007537
San Pedro Cholula	11,815	3.382051	0.0131619	0.0445143	0.0126300
San Pedro Yeloixtlahuaca	479	3.554921	0.0005336	0.0018969	0.0005382
San Salvador el Seco	6,090	3.516360	0.0067843	0.0238559	0.0067686
San Salvador el Verde	2,918	3.423587	0.0032507	0.0111289	0.0031576
San Salvador Huixcolotla	3,990	3.546639	0.0044449	0.0157643	0.0044728
San Sebastián Tlacotepec	6,626	3.719593	0.0073814	0.0274557	0.0077900
Santa Catarina Tlaltémpam	156	3.552922	0.0001738	0.0006174	0.0001752
Santa Inés Ahuatempan	1,283	3.446161	0.0014293	0.0049255	0.0013975
Santa Isabel Cholula	2,872	3.637779	0.0031994	0.0116387	0.0033022
Santiago Miahuatlán	4,244	3.635612	0.0047278	0.0171885	0.0048769
Huehuetlán el Grande	1,237	3.354218	0.0013780	0.0046222	0.0013114
Santo Tomás Hueyotlipán	1,577	3.385754	0.0017568	0.0059480	0.0016876
Soltepec	1,314	3.345065	0.0014638	0.0048965	0.0013893
Tecali de Herrera	3,265	3.435872	0.0036372	0.0124970	0.0035458
Tecamachalco	9,646	3.487995	0.0107456	0.0374808	0.0106344
Tecomatlán	1,165	3.705220	0.0012978	0.0048087	0.0013644
Tehuacán	27,339	3.465138	0.0304556	0.1055330	0.0299427
Tehuizingo	2,598	3.557838	0.0028942	0.0102970	0.0029216
Tenampulco	1,092	3.568781	0.0012165	0.0043414	0.0012318

R

A

Handwritten marks and signatures at the bottom left of the page.

Handwritten marks and signatures at the bottom right of the page.

Municipio	Información CONEVAL 2020		Desarrollo de la Fórmula		
	(1) PPE _{i,T}	(2) CPPE _{i,T}	(3) $\frac{PPE_{i,T}}{\sum_i PPE_{i,T}}$	(4) $x_{i,t} = CPPE_i \frac{PPE_{i,T}}{\sum_i PPE_{i,T}}$	(5) $Z_{i,t} = \frac{x_{i,t}}{\sum_i x_{i,t}}$
	Personas en Pobreza Extrema 2020	Carencias Promedio de personas en pobreza extrema 2020			
Teopantlán	1,635	3.691524	0.0018214	0.0067237	0.0019077
Teotlalco	552	3.555356	0.0006149	0.0021863	0.0006203
Tepanco de López	3,434	3.589614	0.0038255	0.0137320	0.0038962
Tepango de Rodríguez	2,081	3.888003	0.0023182	0.0090133	0.0025573
Tepatlixco de Hidalgo	3,312	3.487043	0.0036896	0.0128657	0.0036504
Tepeaca	12,492	3.629361	0.0139161	0.0505065	0.0143301
Tepemaxalco	361	3.363677	0.0004022	0.0013527	0.0003838
Tepeojuma	1,593	3.527859	0.0017746	0.0062605	0.0017763
Tepetzintla	3,494	3.473001	0.0038923	0.0135180	0.0038354
Tepexco	2,835	3.422934	0.0031582	0.0108103	0.0030672
Tepexi de Rodríguez	4,482	3.627282	0.0049929	0.0181108	0.0051386
Tepeyahualco	2,531	3.340426	0.0028195	0.0094184	0.0026723
Tepeyahualco de Cuauhtémoc	253	3.302359	0.0002818	0.0009307	0.0002641
Tetela de Ocampo	6,482	3.539205	0.0072209	0.0255564	0.0072511
Teteles de Avila Castillo	474	3.389718	0.0005280	0.0017899	0.0005078
Teziutlán	7,241	3.417514	0.0080665	0.0275673	0.0078216
Tianguismanalco	4,000	3.646426	0.0044560	0.0162485	0.0046102
Tilapa	927	3.450036	0.0010327	0.0035628	0.0010109
Tlacotepec de Benito Juárez	9,309	3.472416	0.0103702	0.0360097	0.0102170
Tlacuilotepec	6,842	3.542911	0.0076220	0.0270040	0.0076618
Tlachichuca	4,468	3.458810	0.0049774	0.0172157	0.0048846
Tlahuapan	3,964	3.344156	0.0044159	0.0147674	0.0041899
Tlaltenango	928	3.446787	0.0010338	0.0035633	0.0010110
Tlanepantla	1,079	3.505952	0.0012020	0.0042142	0.0011957
Tlaola	6,735	3.559919	0.0075028	0.0267093	0.0075782
Tlapacoya	1,987	3.588368	0.0022135	0.0079429	0.0022536
Tlapanalá	1,851	3.590644	0.0020620	0.0074040	0.0021007
Tlatlauquitepec	6,072	3.478857	0.0067642	0.0235317	0.0066766
Tlaxco	992	3.640445	0.0011051	0.0040230	0.0011414
Tochimilco	6,195	3.593094	0.0069012	0.0247968	0.0070356
Tochtepec	2,764	3.503025	0.0030791	0.0107861	0.0030603
Totoltepec de Guerrero	241	3.609538	0.0002685	0.0009691	0.0002750
Tulcingo	1,662	3.506823	0.0018515	0.0064928	0.0018422

8

9

16

10

Municipio	Información CONEVAL 2020		Desarrollo de la Fórmula		
	(1) $PPE_{i,T}$	(2) $CPPE_{i,T}$	(3)	(4)	(5)
	Personas en Pobreza Extrema 2020	Carencias Promedio de personas en pobreza extrema 2020	$\frac{PPE_{i,T}}{\sum_i PPE_{i,T}}$	$x_{i,t} = CPPE_i \frac{PPE_{i,T}}{\sum_i PPE_{i,T}}$	$Z_{i,t} = \frac{x_{i,t}}{\sum_i x_{i,t}}$
Tuzamapan de Galeana	1,076	3.485132	0.0011987	0.0041775	0.0011853
Tzicatlacoyan	728	3.323063	0.0008110	0.0026950	0.0007646
Venustiano Carranza	5,972	3.525327	0.0066528	0.0234533	0.0066544
Vicente Guerrero	11,269	3.657290	0.0125537	0.0459124	0.0130267
Xayacatlán de Bravo	172	3.341080	0.0001916	0.0006402	0.0001816
Xicoteppec	14,511	3.656129	0.0161653	0.0591023	0.0167690
Xicotlán	234	3.402109	0.0002607	0.0008868	0.0002516
Xiutetelco	5,766	3.483388	0.0064233	0.0223749	0.0063484
Xochiapulco	677	3.595473	0.0007542	0.0027116	0.0007694
Xochiltepec	517	3.464669	0.0005759	0.0019954	0.0005662
Xochitlán de Vicente Suárez	4,167	3.531624	0.0046420	0.0163939	0.0046514
Xochitlán Todos Santos	1,537	3.524145	0.0017122	0.0060341	0.0017120
Yaonáhuac	939	3.546074	0.0010460	0.0037094	0.0010525
Yehualtepec	4,141	3.499782	0.0046131	0.0161448	0.0045807
Zacapala	759	3.472630	0.0008455	0.0029362	0.0008331
Zacapoaxtla	11,461	3.564137	0.0127676	0.0455053	0.0129112
Zacatlán	13,411	3.516259	0.0149399	0.0525324	0.0149049
Zapotitlán	1,491	3.543347	0.0016610	0.0058854	0.0016699
Zapotitlán de Méndez	1,306	3.515099	0.0014549	0.0051141	0.0014510
Zaragoza	1,480	3.447040	0.0016487	0.0056832	0.0016125
Zautla	7,007	3.570330	0.0078058	0.0278693	0.0079073
Zihuateutla	3,280	3.522943	0.0036539	0.0128726	0.0036523
Zinacatepec	3,770	3.674907	0.0041998	0.0154338	0.0043790
Zongozotla	838	3.316166	0.0009335	0.0030957	0.0008784
Zoquiapan	573	3.634296	0.0006383	0.0023199	0.0006582
Zoquián	9,602	3.541700	0.0106966	0.0378842	0.0107488
TOTAL	897,666		1.0000000	3.5244937	1.0000000

Paso 2. Obtener el Componente $\Delta F_{2013,t}$:

(6) FISMDF 2013 de la entidad	(7) FISMDF 2022 de la entidad	(8) Incremento $\Delta F_{2013, 2022}$
3,813,358,952.00	6,223,426,690.00	2,410,067,738.00

Paso 3. Obtener la asignación monetaria para cada municipio o delegación por el concepto $Z_{i,t}$:

Municipio	(8) $\Delta F_{2013,2022}$	(5) $Z_{i,t}$	(9) Asignación $Z_{i,t}$
Acajete	2,410,067,738.00	0.0196059	37,801,264.68
Acateno	2,410,067,738.00	0.0014017	2,702,506.03
Acatlán	2,410,067,738.00	0.0074158	14,298,096.53
Acatzingo	2,410,067,738.00	0.0125913	24,276,698.59
Acteopan	2,410,067,738.00	0.0012661	2,441,183.06
Ahuacatlán	2,410,067,738.00	0.0027610	5,323,323.82
Ahuatlán	2,410,067,738.00	0.0008178	1,576,740.01
Ahuazotepec	2,410,067,738.00	0.0012575	2,424,436.76
Ahuehuetitla	2,410,067,738.00	0.0002995	577,453.28
Ajalpan	2,410,067,738.00	0.0219559	42,332,155.35
Albino Zertuche	2,410,067,738.00	0.0003693	712,089.53
Aljojuca	2,410,067,738.00	0.0009218	1,777,300.85
Atepexi	2,410,067,738.00	0.0068687	13,243,137.01
Amixtlán	2,410,067,738.00	0.0012809	2,469,706.11
Amozoc	2,410,067,738.00	0.0170105	32,797,195.23
Aquixtla	2,410,067,738.00	0.0013262	2,556,956.34
Atempan	2,410,067,738.00	0.0082856	15,975,146.12
Atexcal	2,410,067,738.00	0.0009594	1,849,839.23
Atlixco	2,410,067,738.00	0.0172567	33,271,816.04
Atoyatempan	2,410,067,738.00	0.0015387	2,966,632.45
Atzala	2,410,067,738.00	0.0001650	318,083.43
Atzizihuacán	2,410,067,738.00	0.0032122	6,193,276.43
Atzizintla	2,410,067,738.00	0.0026655	5,139,291.80
Axutla	2,410,067,738.00	0.0001205	232,363.93
Ayotoxco de Guerrero	2,410,067,738.00	0.0018543	3,575,154.95
Calpan	2,410,067,738.00	0.0032977	6,358,235.35
Caltepec	2,410,067,738.00	0.0008969	1,729,198.89
Camocuautla	2,410,067,738.00	0.0010897	2,101,015.53
Caxhuacan	2,410,067,738.00	0.0016567	3,194,263.83
Coatepec	2,410,067,738.00	0.0001829	352,655.80
Coatzingo	2,410,067,738.00	0.0006810	1,313,059.73
Cohetzala	2,410,067,738.00	0.0002402	463,142.83

Municipio	(8) $\Delta F_{2013,2022}$	(5) $Z_{i,t}$	(9) Asignación $Z_{i,t}$
Cohuecan	2,410,067,738.00	0.0013671	2,635,907.82
Coronango	2,410,067,738.00	0.0080935	15,604,741.57
Coxcatlán	2,410,067,738.00	0.0051482	9,926,062.44
Coyomeapan	2,410,067,738.00	0.0080023	15,428,922.78
Coyotepec	2,410,067,738.00	0.0002452	472,757.57
Cuapixtla de Madero	2,410,067,738.00	0.0019173	3,696,733.02
Cuautempan	2,410,067,738.00	0.0025418	4,900,683.53
Cuautinchán	2,410,067,738.00	0.0027467	5,295,752.90
Cuautlancingo	2,410,067,738.00	0.0060943	11,750,089.42
Cuayuca de Andrade	2,410,067,738.00	0.0007851	1,513,677.73
Cuetzalan del Progreso	2,410,067,738.00	0.0193429	37,294,098.00
Cuyoaco	2,410,067,738.00	0.0021722	4,188,046.98
Chalchicomula de Sesma	2,410,067,738.00	0.0053141	10,245,873.79
Chapulco	2,410,067,738.00	0.0013946	2,688,949.62
Chiautla	2,410,067,738.00	0.0035334	6,812,581.43
Chiautzingo	2,410,067,738.00	0.0039194	7,556,805.43
Chiconcuautla	2,410,067,738.00	0.0079427	15,313,998.17
Chichiquila	2,410,067,738.00	0.0110208	21,248,674.73
Chietla	2,410,067,738.00	0.0053262	10,269,174.16
Chigmecatitlán	2,410,067,738.00	0.0002885	556,280.42
Chignahuapan	2,410,067,738.00	0.0093806	18,086,331.94
Chignautla	2,410,067,738.00	0.0068232	13,155,571.12
Chila	2,410,067,738.00	0.0014066	2,712,094.15
Chila de la Sal	2,410,067,738.00	0.0001246	240,295.96
Honey	2,410,067,738.00	0.0011485	2,214,422.95
Chiilchotla	2,410,067,738.00	0.0073537	14,178,254.39
Chinantla	2,410,067,738.00	0.0005165	995,898.04
Domingo Arenas	2,410,067,738.00	0.0025360	4,889,615.97
Eloxochitlán	2,410,067,738.00	0.0105855	20,409,478.86
Epatlán	2,410,067,738.00	0.0006101	1,176,339.19
Esperanza	2,410,067,738.00	0.0015947	3,074,699.08
Francisco Z. Mena	2,410,067,738.00	0.0056691	10,930,329.91

Municipio	(8) $\Delta F_{2013,2022}$	(5) $Z_{i,t}$	(9) Asignación $Z_{i,t}$
General Felipe Ángeles	2,410,067,738.00	0.0036310	7,000,695.34
Guadalupe	2,410,067,738.00	0.0012302	2,371,935.55
Guadalupe Victoria	2,410,067,738.00	0.0019938	3,844,140.08
Hermenegildo Galeana	2,410,067,738.00	0.0023076	4,449,094.43
Huaquechula	2,410,067,738.00	0.0057744	11,133,346.97
Huatlatlauca	2,410,067,738.00	0.0014924	2,877,406.99
Huauchinango	2,410,067,738.00	0.0206187	39,753,952.65
Huehuetla	2,410,067,738.00	0.0072535	13,985,085.94
Huehuetlán el Chico	2,410,067,738.00	0.0023550	4,540,491.68
Huejotzingo	2,410,067,738.00	0.0141692	27,319,019.47
Hueyapan	2,410,067,738.00	0.0034339	6,620,835.06
Hueytamalco	2,410,067,738.00	0.0057632	11,111,826.83
Hueytlalpan	2,410,067,738.00	0.0025084	4,836,315.82
Huitzilán de Serdán	2,410,067,738.00	0.0081069	15,630,552.22
Huitziltepec	2,410,067,738.00	0.0008703	1,678,046.67
Atlequizayan	2,410,067,738.00	0.0009200	1,773,797.32
Ixcamilpa de Guerrero	2,410,067,738.00	0.0012051	2,323,496.00
Ixcaquixtla	2,410,067,738.00	0.0008029	1,548,098.12
Ixtacamaxitlán	2,410,067,738.00	0.0045834	8,837,112.98
Ixtepec	2,410,067,738.00	0.0034006	6,556,592.10
Izúcar de Matamoros	2,410,067,738.00	0.0116817	22,522,868.44
Jalpan	2,410,067,738.00	0.0034175	6,589,152.48
Jolalpan	2,410,067,738.00	0.0039049	7,528,875.05
Jonotla	2,410,067,738.00	0.0012195	2,351,290.59
Jopala	2,410,067,738.00	0.0026395	5,089,099.82
Juan C. Bonilla	2,410,067,738.00	0.0026890	5,184,606.81
Juan Galindo	2,410,067,738.00	0.0010848	2,091,483.80
Juan N. Méndez	2,410,067,738.00	0.0013297	2,563,756.80
Lafragua	2,410,067,738.00	0.0012230	2,358,032.09
Libres	2,410,067,738.00	0.0036956	7,125,319.13
La Magdalena Tlatlauquitepec	2,410,067,738.00	0.0001895	365,370.63



Handwritten signatures and initials in black ink.

Handwritten signature in black ink.

Handwritten signature in black ink.

Municipio	(8) $\Delta F_{2013,2022}$	(5) $Z_{i,t}$	(9) Asignación $Z_{i,t}$
Mazapiltepec de Juárez	2,410,067,738.00	0.0004589	884,862.97
Mixtla	2,410,067,738.00	0.0002160	416,413.65
Molcaxac	2,410,067,738.00	0.0011532	2,223,515.52
Cañada Morelos	2,410,067,738.00	0.0036885	7,111,556.71
Naupan	2,410,067,738.00	0.0033162	6,393,796.03
Nauzontla	2,410,067,738.00	0.0005633	1,086,101.50
Nealtican	2,410,067,738.00	0.0017034	3,284,232.20
Nicolás Bravo	2,410,067,738.00	0.0013180	2,541,199.80
Nopalucan	2,410,067,738.00	0.0052442	10,111,155.87
Ocoatepec	2,410,067,738.00	0.0006660	1,284,005.18
Ocoyucan	2,410,067,738.00	0.0081403	15,694,973.51
Olintla	2,410,067,738.00	0.0064315	12,400,343.78
Oriental	2,410,067,738.00	0.0016206	3,124,682.46
Pahuatlán	2,410,067,738.00	0.0069526	13,405,029.24
Palmar de Bravo	2,410,067,738.00	0.0111791	21,553,902.85
Pantepec	2,410,067,738.00	0.0043713	8,428,088.84
Petlalcingo	2,410,067,738.00	0.0024853	4,791,878.01
Pixtla	2,410,067,738.00	0.0009118	1,758,047.40
Puebla	2,410,067,738.00	0.0966468	186,340,298.65
Quecholac	2,410,067,738.00	0.0113539	21,890,886.66
Quimixtlán	2,410,067,738.00	0.0077361	14,915,667.65
Rafael Lara Grajales	2,410,067,738.00	0.0011914	2,297,170.71
Los Reyes de Juárez	2,410,067,738.00	0.0055860	10,770,128.55
San Andrés Cholula	2,410,067,738.00	0.0131956	25,441,754.12
San Antonio Cañada	2,410,067,738.00	0.0021871	4,216,837.18
San Diego la Mesa Tochimiltzingo	2,410,067,738.00	0.0002860	551,390.44
San Felipe Teotlalcingo	2,410,067,738.00	0.0010809	2,084,002.18
San Felipe Tepatlán	2,410,067,738.00	0.0011297	2,178,191.87
San Gabriel Chilac	2,410,067,738.00	0.0043893	8,462,727.81
San Gregorio Atzompa	2,410,067,738.00	0.0005332	1,028,131.24

15

Municipio	(8) $\Delta F_{2013,2022}$	(5) $Z_{i,t}$	(9) Asignación $Z_{i,t}$
San Jerónimo Tecuanipan	2,410,067,738.00	0.0012596	2,428,492.45
San Jerónimo Xayacatlán	2,410,067,738.00	0.0004616	890,025.63
San José Chiapa	2,410,067,738.00	0.0009263	1,785,940.97
San José Miahuatlán	2,410,067,738.00	0.0047388	9,136,698.46
San Juan Atenco	2,410,067,738.00	0.0003767	726,221.31
San Juan Atzompa	2,410,067,738.00	0.0001297	249,994.47
San Martín Texmelucan	2,410,067,738.00	0.0195260	37,647,249.35
San Martín Totoltepec	2,410,067,738.00	0.0000525	101,247.31
San Matías Tlalancaleca	2,410,067,738.00	0.0035006	6,749,403.65
San Miguel Ixtlán	2,410,067,738.00	0.0001091	210,334.51
San Miguel Xoxtla	2,410,067,738.00	0.0004638	894,267.31
San Nicolás Buenos Aires	2,410,067,738.00	0.0021627	4,169,761.82
San Nicolás de los Ranchos	2,410,067,738.00	0.0024254	4,676,268.32
San Pablo Anicano	2,410,067,738.00	0.0007537	1,453,098.01
San Pedro Cholula	2,410,067,738.00	0.0126300	24,351,272.78
San Pedro Yeloixtlahuaca	2,410,067,738.00	0.0005382	1,037,703.31
San Salvador el Seco	2,410,067,738.00	0.0067686	13,050,236.16
San Salvador el Verde	2,410,067,738.00	0.0031576	6,087,995.70
San Salvador Huixcolotla	2,410,067,738.00	0.0044728	8,623,779.81
San Sebastián Tlacotepec	2,410,067,738.00	0.0077900	15,019,469.11
Santa Catarina Tlaltempan	2,410,067,738.00	0.0001752	337,767.60
Santa Inés Ahuatempan	2,410,067,738.00	0.0013975	2,694,449.05
Santa Isabel Cholula	2,410,067,738.00	0.0033022	6,366,906.01
Santiago Miahuatlán	2,410,067,738.00	0.0048769	9,402,873.83

Municipio	(8) $\Delta F_{2013,2022}$	(5) $Z_{i,t}$	(9) Asignación $Z_{i,t}$
Huehuatlán el Grande	2,410,067,738.00	0.0013114	2,528,533.43
Santo Tomás Hueyotlipán	2,410,067,738.00	0.0016876	3,253,829.51
Soltepec	2,410,067,738.00	0.0013893	2,678,598.40
Tecali de Herrera	2,410,067,738.00	0.0035458	6,836,405.73
Tecamachalco	2,410,067,738.00	0.0106344	20,503,635.21
Tecomatlán	2,410,067,738.00	0.0013644	2,630,556.77
Tehuacán	2,410,067,738.00	0.0299427	57,731,235.24
Tehuizingo	2,410,067,738.00	0.0029216	5,632,913.73
Tenampulco	2,410,067,738.00	0.0012318	2,374,927.22
Teopantlán	2,410,067,738.00	0.0019077	3,678,164.69
Teotlalco	2,410,067,738.00	0.0006203	1,195,996.43
Tepanco de López	2,410,067,738.00	0.0038962	7,512,004.05
Tepango de Rodríguez	2,410,067,738.00	0.0025573	4,930,675.39
Tepatlixco de Hidalgo	2,410,067,738.00	0.0036504	7,038,098.14
Tepeaca	2,410,067,738.00	0.0143301	27,629,302.61
Tepemaxalco	2,410,067,738.00	0.0003838	739,995.68
Tepeojuma	2,410,067,738.00	0.0017763	3,424,795.91
Tepetzintla	2,410,067,738.00	0.0038354	7,394,954.74
Tepexco	2,410,067,738.00	0.0030672	5,913,700.57
Tepexi de Rodríguez	2,410,067,738.00	0.0051386	9,907,427.16
Tepeyahualco	2,410,067,738.00	0.0026723	5,152,306.68
Tepeyahualco de Cuauhtémoc	2,410,067,738.00	0.0002641	509,157.94
Tetela de Ocampo	2,410,067,738.00	0.0072511	13,980,491.52
Teteles de Avila Castillo	2,410,067,738.00	0.0005078	979,150.78
Teziutlán	2,410,067,738.00	0.0078216	15,080,527.17
Tianguismanalco	2,410,067,738.00	0.0046102	8,888,636.44
Tilapa	2,410,067,738.00	0.0010109	1,948,996.41
Tlacotepec de Benito Juárez	2,410,067,738.00	0.0102170	19,698,923.20
Tlacuilotepec	2,410,067,738.00	0.0076618	14,772,397.68

Municipio	(8) $\Delta F_{2013,2022}$	(5) $Z_{i,t}$	(9) Asignación $Z_{i,t}$
Tlachichuca	2,410,067,738.00	0.0048846	9,417,760.14
Tlahuapan	2,410,067,738.00	0.0041899	8,078,447.42
Tlaltenango	2,410,067,738.00	0.0010110	1,949,261.51
Tlanepantla	2,410,067,738.00	0.0011957	2,305,340.88
Tlaola	2,410,067,738.00	0.0075782	14,611,184.55
Tlapacoya	2,410,067,738.00	0.0022536	4,345,128.06
Tlapanalá	2,410,067,738.00	0.0021007	4,050,293.35
Tlatlauquitepec	2,410,067,738.00	0.0066766	12,872,891.89
Tlaxco	2,410,067,738.00	0.0011414	2,200,765.76
Tochimilco	2,410,067,738.00	0.0070356	13,564,931.38
Tochtepec	2,410,067,738.00	0.0030603	5,900,501.76
Totoltepec de Guerrero	2,410,067,738.00	0.0002750	530,122.65
Tulcingo	2,410,067,738.00	0.0018422	3,551,833.53
Tuzamapan de Galeana	2,410,067,738.00	0.0011853	2,285,278.99
Tzicatlacoyan	2,410,067,738.00	0.0007646	1,474,272.02
Venustiano Carranza	2,410,067,738.00	0.0066544	12,830,008.61
Vicente Guerrero	2,410,067,738.00	0.0130267	25,116,116.24
Xayacatlán de Bravo	2,410,067,738.00	0.0001816	350,205.54
Xicotepec	2,410,067,738.00	0.0167690	32,331,554.46
Xicotlán	2,410,067,738.00	0.0002516	485,145.25
Xiutetelco	2,410,067,738.00	0.0063484	12,240,079.74
Xochiapulco	2,410,067,738.00	0.0007694	1,483,380.10
Xochiltepec	2,410,067,738.00	0.0005662	1,091,591.16
Xochitlán de Vicente Suárez	2,410,067,738.00	0.0046514	8,968,208.98
Xochitlán Todos Santos	2,410,067,738.00	0.0017120	3,300,922.57
Yaonáhuac	2,410,067,738.00	0.0010525	2,029,182.23
Yehualtepec	2,410,067,738.00	0.0045807	8,831,895.49
Zacapala	2,410,067,738.00	0.0008331	1,606,231.09
Zacapoaxtla	2,410,067,738.00	0.0129112	24,893,420.79
Zacatlán	2,410,067,738.00	0.0149049	28,737,548.76

Municipio	(8) $\Delta F_{2013,2022}$	(5) $Z_{i,t}$	(9) Asignación $Z_{i,t}$
Zapotitlán	2,410,067,738.00	0.0016699	3,219,579.12
Zapotitlán de Méndez	2,410,067,738.00	0.0014510	2,797,618.29
Zaragoza	2,410,067,738.00	0.0016125	3,108,964.12
Zautla	2,410,067,738.00	0.0079073	15,245,728.25
Zihuateutla	2,410,067,738.00	0.0036523	7,041,857.45
Zinacatepec	2,410,067,738.00	0.0043790	8,442,974.54
Zongozotla	2,410,067,738.00	0.0008784	1,693,510.75
Zoquiapan	2,410,067,738.00	0.0006582	1,269,061.51
Zoquitlán	2,410,067,738.00	0.0107488	20,724,363.07
TOTAL		1.0000000	1,928,054,190.40

Paso 4. Cálculo del componente $e_{i,t}$:

Municipios	Información CONEVAL 2015 -2020		Desarrollo de la Fórmula	
	(10) $PPE_{i,T-1}$	(1) $PPE_{i,T}$	(11)	(12)
	Personas en Pobreza Extrema 2015	Personas en Pobreza Extrema 2020	$\frac{PPE_{i,T-1}}{PPE_{i,T}}$	$e_{i,t} = \frac{\frac{PPE_{i,T-1}}{PPE_{i,T}}}{\sum_i \frac{PPE_{i,T-1}}{PPE_{i,T}}}$
Acajete	8,000	17,688	0.4522840	0.0019792
Acateno	1,888	1,265	1.4924901	0.0065313
Acatlán	3,858	6,772	0.5696988	0.0024930
Acatzingo	9,120	11,409	0.7993689	0.0034981
Acteopan	1,070	1,135	0.9427313	0.0041255
Ahuacatlán	2,817	2,503	1.1254495	0.0049251
Ahuatlán	1,272	738	1.7235772	0.0075425
Ahuazotepec	792	1,154	0.6863085	0.0030033
Ahuehuetitla	514	269	1.9107807	0.0083617
Ajalpan	13,251	19,592	0.6763475	0.0029597
Albino Zertuche	510	336	1.5178571	0.0066423
Aljojuca	1,089	861	1.2648084	0.0055349
Altepexí	3,564	5,858	0.6083988	0.0026624
Amixtlán	1,739	1,118	1.5554562	0.0068068
Amozoc	8,944	15,574	0.5742905	0.0025131
Aquixtla	1,286	1,163	1.1057610	0.0048389
Atempan	4,068	7,265	0.5599449	0.0024504
Atexcal	1,091	838	1.3019093	0.0056973
Atlixco	13,593	15,668	0.8675645	0.0037965

Municipios	Información CONEVAL 2015 -2020		Desarrollo de la Fórmula	
	(10) $PPE_{i,T-1}$	(1) $PPE_{i,T}$	(11)	(12)
	Personas en Pobreza Extrema 2015	Personas en Pobreza Extrema 2020	$\frac{PPE_{i,T-1}}{PPE_{i,T}}$	$e_{i,t} = \frac{PPE_{i,T-1}}{PPE_{i,T}} \cdot \frac{PPE_{i,T-1}}{\sum_i PPE_{i,T}}$
Atoyatempan	1,714	1,419	1.2078929	0.0052858
Atzala	220	147	1.4965986	0.0065492
Atzizihuacán	1,755	2,959	0.5931058	0.0025955
Atzitzintla	3,657	2,378	1.5378469	0.0067297
Axutla	230	108	2.1296296	0.0093194
Ayotoxco de Guerrero	1,936	1,687	1.1475993	0.0050220
Calpan	2,054	2,973	0.6908846	0.0030234
Caltepec	1,133	791	1.4323641	0.0062681
Camocuautla	978	965	1.0134715	0.0044350
Caxhuacan	1,207	1,431	0.8434661	0.0036911
Coatepec	215	164	1.3109756	0.0057369
Coatzingo	923	632	1.4604430	0.0063910
Cohetzala	548	233	2.3519313	0.0102922
Cohuecan	1,436	1,226	1.1712887	0.0051257
Coronango	4,607	7,491	0.6150047	0.0026913
Coxcatlán	2,334	4,669	0.4998929	0.0021876
Coyomeapan	7,078	7,115	0.9947997	0.0043533
Coyotepec	412	223	1.8475336	0.0080850
Cuapiaxtla de Madero	1,388	1,747	0.7945049	0.0034768
Cuautempan	2,303	2,305	0.9991323	0.0043723
Cuautinchán	1,424	2,415	0.5896480	0.0025803
Cuautlancingo	3,424	5,936	0.5768194	0.0025242
Cuayuca de Andrade	1,169	719	1.6258693	0.0071149
Cuetzalan del Progreso	10,287	17,280	0.5953125	0.0026051
Cuyoaco	1,279	2,024	0.6319170	0.0027653
Chalchicomula de Sesma	4,500	4,871	0.9238349	0.0040428
Chapulco	1,294	1,278	1.0125196	0.0044309
Chiautla	2,509	3,227	0.7775023	0.0034024
Chiautzingo	2,100	3,520	0.5965909	0.0026107
Chiconcuautla	3,961	6,812	0.5814739	0.0025446
Chichiquila	5,511	9,467	0.5821274	0.0025474
Chietla	3,292	4,874	0.6754206	0.0029557
Chigmecatitlán	414	254	1.6299213	0.0071327
Chignahuapan	5,070	8,800	0.5761364	0.0025212
Chignautla	5,237	6,149	0.8516832	0.0037270
Chila	1,368	1,255	1.0900398	0.0047701

Municipios	Información CONEVAL 2015 -2020		Desarrollo de la Fórmula	
	(10) $PPE_{i,T-1}$	(1) $PPE_{i,T}$	(11)	(12)
	Personas en Pobreza Extrema 2015	Personas en Pobreza Extrema 2020	$\frac{PPE_{i,T-1}}{PPE_{i,T}}$	$e_{i,t} = \frac{\frac{PPE_{i,T-1}}{PPE_{i,T}}}{\sum_i \frac{PPE_{i,T-1}}{PPE_{i,T}}}$
Chila de la Sal	409	115	3.5565217	0.0155636
Honey	1,983	1,075	1.8446512	0.0080723
Chilchotla	3,342	6,469	0.5166177	0.0022608
Chinantla	535	464	1.1530172	0.0050457
Domingo Arenas	1,912	2,207	0.8663344	0.0037911
Eloxochitlán	7,866	8,688	0.9053867	0.0039620
Epatlán	982	545	1.8018349	0.0078850
Esperanza	1,171	1,484	0.7890836	0.0034531
Francisco Z. Mena	3,418	5,001	0.6834633	0.0029909
General Felipe Ángeles	2,585	3,293	0.7849985	0.0034352
Guadalupe	2,061	1,093	1.8856359	0.0082517
Guadalupe Victoria	1,221	1,822	0.6701427	0.0029326
Hermenegildo Galeana	3,023	1,977	1.5290845	0.0066914
Huaquechula	4,241	5,167	0.8207858	0.0035918
Huatlatlauca	2,246	1,360	1.6514706	0.0072270
Huauchinango	9,626	17,181	0.5602701	0.0024518
Huehuetla	4,310	6,092	0.7074852	0.0030960
Huehuetlán el Chico	2,955	2,222	1.3298830	0.0058197
Huejotzingo	5,478	12,824	0.4271678	0.0018693
Hueyapan	2,341	3,076	0.7610533	0.0033304
Hueytamalco	4,095	5,263	0.7780733	0.0034049
Hueytlalpan	2,118	2,218	0.9549143	0.0041788
Huitzilán de Serdán	3,337	6,889	0.4843954	0.0021198
Huitziltepec	703	789	0.8910013	0.0038991
Atlequizayan	1,027	835	1.2299401	0.0053823
Ixcamilpa de Guerrero	1,743	1,063	1.6396990	0.0071755
Ixcaquixtla	1,076	738	1.4579946	0.0063803
Ixtacamaxtitlán	2,429	4,138	0.5869986	0.0025688
Iztepec	3,359	2,904	1.1566804	0.0050617
Izúcar de Matamoros	7,455	10,337	0.7211957	0.0031560
Jalpan	2,474	3,028	0.8170410	0.0035754
Jolalpan	2,270	3,506	0.6474615	0.0028333
Jonotla	1,443	1,078	1.3385900	0.0058578
Jopala	2,626	2,444	1.0744681	0.0047020
Juan C. Bonilla	1,775	2,428	0.7310544	0.0031992
Juan Galindo	732	979	0.7477017	0.0032720

8

PA

Handwritten signatures and marks at the bottom left of the page.

Handwritten signatures and marks at the bottom right of the page.

Municipios	Información CONEVAL 2015 -2020		Desarrollo de la Fórmula	
	(10) $PPE_{i,T-1}$	(1) $PPE_{i,T}$	(11)	(12)
	Personas en Pobreza Extrema 2015	Personas en Pobreza Extrema 2020	$\frac{PPE_{i,T-1}}{PPE_{i,T}}$	$e_{i,t} = \frac{\frac{PPE_{i,T-1}}{PPE_{i,T}}}{\sum_i \frac{PPE_{i,T-1}}{PPE_{i,T}}}$
Juan N. Méndez	1,767	1,164	1.5180412	0.0066431
Lafragua	1,288	1,150	1.1200000	0.0049012
Libres	3,213	3,387	0.9486271	0.0041513
La Magdalena Tlatlauquitepec	46	181	0.2541436	0.0011122
Mazapiltepec de Juárez	351	398	0.8819095	0.0038593
Mixtla	251	203	1.2364532	0.0054108
Molcaxac	1,826	1,028	1.7762646	0.0077731
Cañada Morelos	2,187	3,360	0.6508929	0.0028484
Naupan	3,327	2,934	1.1339468	0.0049622
Nauzontla	693	511	1.3561644	0.0059347
Nealtican	1,146	1,586	0.7225725	0.0031620
Nicolás Bravo	1,792	1,161	1.5434970	0.0067545
Nopalucan	3,247	4,798	0.6767403	0.0029615
Ocotepéc	765	586	1.3054608	0.0057128
Ocoyucan	4,225	7,143	0.5914882	0.0025884
Olintla	2,544	5,533	0.4597867	0.0020121
Oriental	1,492	1,539	0.9694607	0.0042424
Pahuatlán	3,459	6,085	0.5684470	0.0024876
Palmar de Bravo	6,266	10,008	0.6260991	0.0027399
Pantepec	3,379	3,955	0.8543616	0.0037388
Petlalcingo	3,191	2,311	1.3807875	0.0060424
Pixtla	1,193	818	1.4584352	0.0063822
Puebla	64,586	89,076	0.7250662	0.0031729
Quecholac	7,029	10,008	0.7023381	0.0030735
Quimixtlán	3,775	6,810	0.5543319	0.0024258
Rafael Lara Grajales	732	1,130	0.6477876	0.0028348
Los Reyes de Juárez	3,299	5,063	0.6515900	0.0028514
San Andrés Cholula	5,490	12,214	0.4494842	0.0019670
San Antonio Cañada	1,764	1,922	0.9177940	0.0040163
San Diego la Mesa Tochimilzingo	513	255	2.0117647	0.0088036
San Felipe Teotlalcingo	878	1,013	0.8667325	0.0037929
San Felipe Tepatlán	1,341	989	1.3559151	0.0059336
San Gabriel Chilac	2,887	3,813	0.7571466	0.0033133
San Gregorio Atzompa	923	503	1.8349901	0.0080301
San Jerónimo Tecuanipan	1,424	1,099	1.2957234	0.0056702

Municipios	Información CONEVAL 2015 -2020		Desarrollo de la Fórmula	
	(10) $PPE_{i,T-1}$	(1) $PPE_{i,T}$	(11)	(12)
	Personas en Pobreza Extrema 2015	Personas en Pobreza Extrema 2020	$\frac{PPE_{i,T-1}}{PPE_{i,T}}$	$e_{i,t} = \frac{\frac{PPE_{i,T-1}}{PPE_{i,T}}}{\sum_i \frac{PPE_{i,T-1}}{PPE_{i,T}}}$
San Jerónimo Xayacatlán	844	414	2.0386473	0.0089213
San José Chiapa	997	881	1.1316686	0.0049523
San José Miahuatlán	2,552	4,216	0.6053131	0.0026489
San Juan Atenco	585	343	1.7055394	0.0074636
San Juan Atzompa	177	123	1.4390244	0.0062973
San Martín Texmelucan	8,146	18,127	0.4493849	0.0019665
San Martín Totonilpec	141	49	2.8775510	0.0125924
San Matías Tlalancaleca	1,334	3,197	0.4172662	0.0018260
San Miguel Ixtlán	220	97	2.2680412	0.0099251
San Miguel Xoxtla	334	456	0.7324561	0.0032053
San Nicolás Buenos Aires	1,938	1,954	0.9918117	0.0043402
San Nicolás de los Ranchos	0	2,202	0.0000000	0.0000000
San Pablo Anicano	864	673	1.2838039	0.0056180
San Pedro Cholula	8,958	11,815	0.7581887	0.0033179
San Pedro Yeloixtlahuaca	679	479	1.4175365	0.0062033
San Salvador el Seco	3,701	6,090	0.6077176	0.0026594
San Salvador el Verde	2,345	2,918	0.8036326	0.0035168
San Salvador Huixcolotla	2,040	3,990	0.5112782	0.0022374
San Sebastián Tlacotepec	3,703	6,626	0.5588590	0.0024456
Santa Catarina Tlaltémpam	196	156	1.2564103	0.0054981
Santa Inés Ahuatempan	2,316	1,283	1.8051442	0.0078995
Santa Isabel Cholula	1,618	2,872	0.5633705	0.0024654
Santiago Miahuatlán	3,145	4,244	0.7410462	0.0032429
Huehuetlán el Grande	2,292	1,237	1.8528698	0.0081083
Santo Tomás Hueyotlipán	1,367	1,577	0.8668358	0.0037933
Sochtepec	1,429	1,314	1.0875190	0.0047591
Tecali de Herrera	2,009	3,265	0.6153139	0.0026927
Tecamachalco	6,963	9,646	0.7218536	0.0031589
Tecomatlán	1,539	1,165	1.3210300	0.0057809
Tehuacán	23,453	27,339	0.8578587	0.0037541
Tehuiztzingo	1,581	2,598	0.6085450	0.0026630
Tenampulco	1,685	1,092	1.5430403	0.0067525

8

23

Municipios	Información CONEVAL 2015 -2020		Desarrollo de la Fórmula	
	(10) $PPE_{i,T-1}$	(1) $PPE_{i,T}$	(11)	(12)
	Personas en Pobreza Extrema 2015	Personas en Pobreza Extrema 2020	$\frac{PPE_{i,T-1}}{PPE_{i,T}}$	$e_{i,t} = \frac{\frac{PPE_{i,T-1}}{PPE_{i,T}}}{\sum_i \frac{PPE_{i,T-1}}{PPE_{i,T}}}$
Teopantlán	1,966	1,635	1.2024465	0.0052620
Teotlalco	551	552	0.9981884	0.0043682
Tepanco de López	2,070	3,434	0.6027956	0.0026379
Tepango de Rodríguez	1,791	2,081	0.8606439	0.0037662
Tepatlaxco de Hidalgo	1,898	3,312	0.5730676	0.0025078
Tepeaca	8,349	12,492	0.6683477	0.0029247
Tepemaxalco	452	361	1.2520776	0.0054792
Tepeojuma	1,896	1,593	1.1902072	0.0052084
Tepetzintla	2,546	3,494	0.7286777	0.0031888
Tepexco	2,706	2,835	0.9544974	0.0041770
Tepexi de Rodríguez	3,062	4,482	0.6831772	0.0029896
Tepeyahualco	1,979	2,531	0.7819044	0.0034217
Tepeyahualco de Cuauhtémoc	332	253	1.3122530	0.0057425
Tetela de Ocampo	3,802	6,482	0.5865474	0.0025668
Teteles de Avila Castillo	922	474	1.9451477	0.0085121
Teziutlán	7,584	7,241	1.0473691	0.0045834
Tianguismanalco	1,821	4,000	0.4552500	0.0019922
Tilapa	1,204	927	1.2988134	0.0056837
Tlacotepec de Benito Juárez	9,689	9,309	1.0408207	0.0045547
Tlacuilotepec	3,578	6,842	0.5229465	0.0022885
Tlachichuca	2,941	4,468	0.6582363	0.0028805
Tlahuapan	3,069	3,964	0.7742180	0.0033880
Tlaltenango	1,039	928	1.1196121	0.0048995
Tlanepantla	1,063	1,079	0.9851715	0.0043112
Tlaola	4,342	6,735	0.6446919	0.0028212
Tlapacoya	2,545	1,987	1.2808254	0.0056050
Tlapanalá	1,818	1,851	0.9821718	0.0042981
Tlaltlauquitepec	5,835	6,072	0.9609684	0.0042053
Tlaxco	1,573	992	1.5856855	0.0069391
Tochimilco	3,590	6,195	0.5794996	0.0025359
Tochtepec	1,982	2,764	0.7170767	0.0031380
Totoitepec de Guerrero	286	241	1.1867220	0.0051932
Tulcingo	2,654	1,662	1.5968712	0.0069880
Tuzamapan de Galeana	1,561	1,076	1.4507435	0.0063486
Tzicatlacoyan	1,965	728	2.6991758	0.0118118

Municipios	Información CONEVAL 2015 -2020		Desarrollo de la Fórmula	
	(10) $PPE_{i,T-1}$	(1) $PPE_{i,T}$	(11)	(12)
	Personas en Pobreza Extrema 2015	Personas en Pobreza Extrema 2020	$\frac{PPE_{i,T-1}}{PPE_{i,T}}$	$e_{i,t} = \frac{\frac{PPE_{i,T-1}}{PPE_{i,T}}}{\sum_i \frac{PPE_{i,T-1}}{PPE_{i,T}}}$
Venustiano Carranza	3,959	5,972	0.6629270	0.0029010
Vicente Guerrero	13,204	11,269	1.1717100	0.0051275
Xayacatlán de Bravo	321	172	1.8662791	0.0081670
Xicotepec	8,597	14,511	0.5924471	0.0025926
Xicotlán	548	234	2.3418803	0.0102483
Xiutetelco	5,149	5,766	0.8929934	0.0039078
Xochiapulco	967	677	1.4283604	0.0062506
Xochiltepec	833	517	1.6112186	0.0070508
Xochitlán de Vicente Suárez	2,561	4,167	0.6145908	0.0026895
Xochitlán Todos Santos	1,924	1,537	1.2517892	0.0054779
Yaonáhuac	1,519	939	1.6176784	0.0070791
Yehualtepec	3,440	4,141	0.8307172	0.0036353
Zacapala	1,208	759	1.5915679	0.0069648
Zacapoaxtla	6,911	11,461	0.6030015	0.0026388
Zacatlán	7,905	13,411	0.5894415	0.0025794
Zapotitlán	1,990	1,491	1.3346747	0.0058406
Zapotitlán de Méndez	1,536	1,306	1.1761103	0.0051468
Zaragoza	968	1,480	0.6540541	0.0028622
Zautla	3,047	7,007	0.4348509	0.0019029
Zihuateutla	3,066	3,280	0.9347561	0.0040906
Zinacatepec	2,636	3,770	0.6992042	0.0030598
Zongozotla	1,595	838	1.9033413	0.0083292
Zoquiapan	995	573	1.7364747	0.0075989
Zoquitlán	10,688	9,602	1.1131014	0.0048710
Total			228.5151278	1.0000000

Paso 5. Obtener la asignación monetaria para cada demarcación territorial por el concepto $e_{i,t}$:

Municipio	(8) $\Delta F_{2013,t}$	(12) $e_{i,t}$	(13) Asignación $e_{i,t}$
Acajete	2,410,067,738.00	0.0019792	954,015.75
Acateno	2,410,067,738.00	0.0065313	3,148,152.44
Acatlán	2,410,067,738.00	0.0024930	1,201,682.02
Acatzingo	2,410,067,738.00	0.0034981	1,686,131.91
Acteopan	2,410,067,738.00	0.0041255	1,988,530.26
Ahuacatlán	2,410,067,738.00	0.0049251	2,373,943.00
Ahuatlán	2,410,067,738.00	0.0075425	3,635,591.16
Ahuazotepec	2,410,067,738.00	0.0030033	1,447,650.29
Ahuehuetitla	2,410,067,738.00	0.0083617	4,030,464.76
Ajalpan	2,410,067,738.00	0.0029597	1,426,639.26
Albino Zertuche	2,410,067,738.00	0.0066423	3,201,659.83
Aljojuca	2,410,067,738.00	0.0055349	2,667,896.75

8

PT

Municipio	(8) $\Delta F_{2013,t}$	(12) $e_{i,t}$	(13) Asignación $e_{i,t}$
Altepexi	2,410,067,738.00	0.0026624	1,283,313.07
Amixtlán	2,410,067,738.00	0.0068068	3,280,968.55
Amozoc	2,410,067,738.00	0.0025131	1,211,367.48
Aquixtla	2,410,067,738.00	0.0048389	2,332,413.48
Atempan	2,410,067,738.00	0.0024504	1,181,108.01
Atexcal	2,410,067,738.00	0.0056973	2,746,154.84
Atlixco	2,410,067,738.00	0.0037965	1,829,978.73
Atoyatempa	2,410,067,738.00	0.0052858	2,547,843.28
Atzala	2,410,067,738.00	0.0065492	3,156,818.66
Atzizihuacán	2,410,067,738.00	0.0025955	1,251,055.12
Atzizintla	2,410,067,738.00	0.0067297	3,243,824.87
Axutla	2,410,067,738.00	0.0093194	4,492,089.18
Ayotoxco de Guerrero	2,410,067,738.00	0.0050220	2,420,664.27
Caipan	2,410,067,738.00	0.0030234	1,457,302.87
Caltepec	2,410,067,738.00	0.0062681	3,021,326.89
Camocuaula	2,410,067,738.00	0.0044350	2,137,744.66
Caxhuacan	2,410,067,738.00	0.0036911	1,779,147.38
Coatepec	2,410,067,738.00	0.0057369	2,765,278.65
Coatzingo	2,410,067,738.00	0.0063910	3,080,554.61
Cohetzala	2,410,067,738.00	0.0102922	4,960,996.57
Cohuecan	2,410,067,738.00	0.0051257	2,470,633.12
Coronango	2,410,067,738.00	0.0026913	1,297,247.09
Coxcatlán	2,410,067,738.00	0.0021876	1,054,438.53
Coyomeapan	2,410,067,738.00	0.0043533	2,098,359.73
Coyotepec	2,410,067,738.00	0.0080850	3,897,055.96
Cuapiaxtla de Madero	2,410,067,738.00	0.0034768	1,675,872.02
Cuautempa	2,410,067,738.00	0.0043723	2,107,498.61
Cuautinchán	2,410,067,738.00	0.0025803	1,243,761.60
Cuautlancingo	2,410,067,738.00	0.0025242	1,216,701.81
Cuayuca de Andrade	2,410,067,738.00	0.0071149	3,429,492.91
Cuetzalan del Progreso	2,410,067,738.00	0.0026051	1,255,709.82
Cuyoaco	2,410,067,738.00	0.0027653	1,332,920.74
Chaichicomula de Sesma	2,410,067,738.00	0.0040428	1,948,671.68
Chapulco	2,410,067,738.00	0.0044309	2,135,736.70
Chiautla	2,410,067,738.00	0.0034024	1,640,008.07
Chiautzingo	2,410,067,738.00	0.0026107	1,258,406.41
Chiconcuautla	2,410,067,738.00	0.0025446	1,226,519.60
Chichiquila	2,410,067,738.00	0.0025474	1,227,898.09
Chietla	2,410,067,738.00	0.0029557	1,424,684.14
Chigmecatitlán	2,410,067,738.00	0.0071327	3,438,039.91
Chignahuapan	2,410,067,738.00	0.0025212	1,215,261.04
Chignautla	2,410,067,738.00	0.0037270	1,796,479.93
Chila	2,410,067,738.00	0.0047701	2,299,252.46
Chila de la Sal	2,410,067,738.00	0.0155636	7,501,873.85
Honey	2,410,067,738.00	0.0080723	3,890,975.88
Chilchotla	2,410,067,738.00	0.0022608	1,089,716.64
Chinantla	2,410,067,738.00	0.0050457	2,432,092.51
Domingo Arenas	2,410,067,738.00	0.0037911	1,827,384.11
Eloxochitlán	2,410,067,738.00	0.0039620	1,909,758.36
Epatlán	2,410,067,738.00	0.0078850	3,800,662.23
Esperanza	2,410,067,738.00	0.0034531	1,664,436.70
Francisco Z. Mena	2,410,067,738.00	0.0029909	1,441,648.86
General Felipe Ángeles	2,410,067,738.00	0.0034352	1,655,819.93
Guadalupe	2,410,067,738.00	0.0082517	3,977,426.10
Guadalupe Victoria	2,410,067,738.00	0.0029326	1,413,551.32
Hermenegildo Galeana	2,410,067,738.00	0.0066914	3,225,341.96
Huaquechula	2,410,067,738.00	0.0035918	1,731,307.06
Huatlatlauca	2,410,067,738.00	0.0072270	3,483,494.53
Huachinango	2,410,067,738.00	0.0024518	1,181,793.80
Huehuetla	2,410,067,738.00	0.0030960	1,492,318.99
Huehuetlán el Chico	2,410,067,738.00	0.0058197	2,805,160.53
Huejotzingo	2,410,067,738.00	0.0018693	901,037.38
Hueyapan	2,410,067,738.00	0.0033304	1,605,311.70
Hueytamalco	2,410,067,738.00	0.0034049	1,641,212.53
Hueytlalpan	2,410,067,738.00	0.0041788	2,014,228.34
Huitzilán de Serdán	2,410,067,738.00	0.0021198	1,021,749.21
Huitziltepec	2,410,067,738.00	0.0038991	1,879,414.66
Atlequizayan	2,410,067,738.00	0.0053823	2,594,348.16

8

PT

Handwritten signatures and marks at the bottom left of the page.

Handwritten signatures and marks at the bottom right of the page.

Municipio	(8) $\Delta F_{2013,t}$	(12) $e_{i,t}$	(13) Asignación $e_{i,t}$
Ixcamilpa de Guerrero	2,410,067,738.00	0.0071755	3,458,664.30
Ixcaquixtla	2,410,067,738.00	0.0063803	3,075,390.00
Ixtacamaxtitlán	2,410,067,738.00	0.0025688	1,238,172.97
Ixtepec	2,410,067,738.00	0.0050617	2,439,819.40
Izúcar de Matamoros	2,410,067,738.00	0.0031560	1,521,238.89
Jalpan	2,410,067,738.00	0.0035754	1,723,408.04
Jolalpan	2,410,067,738.00	0.0028333	1,365,709.20
Jonotla	2,410,067,738.00	0.0058578	2,823,526.44
Jopala	2,410,067,738.00	0.0047020	2,266,406.51
Juan C. Bonilla	2,410,067,738.00	0.0031992	1,542,034.05
Juan Galindo	2,410,067,738.00	0.0032720	1,577,148.83
Juan N. Méndez	2,410,067,738.00	0.0066431	3,202,048.15
Lafragua	2,410,067,738.00	0.0049012	2,362,448.29
Libres	2,410,067,738.00	0.0041513	2,000,966.50
La Magdalena Tlatlauquitepec	2,410,067,738.00	0.0011122	536,072.52
Mazapiltepec de Juárez	2,410,067,738.00	0.0038593	1,860,237.24
Mixtla	2,410,067,738.00	0.0054108	2,608,086.39
Molcaxac	2,410,067,738.00	0.0077731	3,746,726.12
Cañada Morelos	2,410,067,738.00	0.0028484	1,372,947.07
Naupan	2,410,067,738.00	0.0049622	2,391,866.74
Nauzontla	2,410,067,738.00	0.0059347	2,860,596.64
Nealtican	2,410,067,738.00	0.0031620	1,524,143.03
Nicolás Bravo	2,410,067,738.00	0.0067545	3,255,742.69
Nopalucan	2,410,067,738.00	0.0029615	1,427,467.84
Ocoatepec	2,410,067,738.00	0.0057128	2,753,646.00
Ocoyucan	2,410,067,738.00	0.0025884	1,247,643.05
Olintla	2,410,067,738.00	0.0020121	969,841.41
Oriental	2,410,067,738.00	0.0042424	2,044,911.38
Pahuatlán	2,410,067,738.00	0.0024876	1,199,041.65
Palmar de Bravo	2,410,067,738.00	0.0027399	1,320,648.93
Pantepec	2,410,067,738.00	0.0037388	1,802,129.49
Petlalcingo	2,410,067,738.00	0.0060424	2,912,534.96
Pixtla	2,410,067,738.00	0.0063822	3,076,319.43
Puebla	2,410,067,738.00	0.0031729	1,529,403.12
Quecholac	2,410,067,738.00	0.0030735	1,481,462.07
Quimixtlán	2,410,067,738.00	0.0024258	1,169,268.19
Rafael Lara Grajales	2,410,067,738.00	0.0028348	1,366,397.08
Los Reyes de Juárez	2,410,067,738.00	0.0028514	1,374,417.50
San Andrés Cholula	2,410,067,738.00	0.0019670	948,109.98
San Antonio Cañada	2,410,067,738.00	0.0040163	1,935,929.27
San Diego la Mesa Tochimilzingo	2,410,067,738.00	0.0088036	4,243,473.30
San Felipe Teotlalcingo	2,410,067,738.00	0.0037929	1,828,223.81
San Felipe Tepatlán	2,410,067,738.00	0.0059336	2,860,070.74
San Gabriel Chilac	2,410,067,738.00	0.0033133	1,597,071.16
San Gregorio Atzompa	2,410,067,738.00	0.0080301	3,870,597.44
San Jerónimo Tecuanipan	2,410,067,738.00	0.0056702	2,733,106.69
San Jerónimo Xayacatlán	2,410,067,738.00	0.0089213	4,300,177.62
San José Chiapa	2,410,067,738.00	0.0049523	2,387,061.12
San José Miahuatlán	2,410,067,738.00	0.0026489	1,276,804.36
San Juan Atenco	2,410,067,738.00	0.0074636	3,597,543.34
San Juan Atzompa	2,410,067,738.00	0.0062973	3,035,375.64
San Martín Texmelucan	2,410,067,738.00	0.0019665	947,900.52
San Martín Totoltepec	2,410,067,738.00	0.0125924	6,069,701.33
San Matías Tlalancaleca	2,410,067,738.00	0.0018260	880,151.60
San Miguel Ixtlán	2,410,067,738.00	0.0099251	4,784,044.77
San Miguel Xoxtla	2,410,067,738.00	0.0032053	1,544,990.86
San Nicolás Buenos Aires	2,410,067,738.00	0.0043402	2,092,056.95
San Nicolás de los Ranchos	2,410,067,738.00	0.0000000	0.00
San Pablo Anicano	2,410,067,738.00	0.0056180	2,707,964.50
San Pedro Cholula	2,410,067,738.00	0.0033179	1,599,269.38
San Pedro Yeloixtlahuaca	2,410,067,738.00	0.0062033	2,990,050.68

8

PT

27
Q9

Handwritten signatures and initials at the bottom left of the page.

Municipio	(8) $\Delta F_{2013,t}$	(12) $e_{i,t}$	(13) Asignación $e_{i,t}$
San Salvador el Seco	2,410,067,738.00	0.0026594	1,281,876.19
San Salvador el Verde	2,410,067,738.00	0.0035168	1,695,125.47
San Salvador Huixcolotla	2,410,067,738.00	0.0022374	1,078,453.84
San Sebastián Tlacotepec	2,410,067,738.00	0.0024456	1,178,817.49
Santa Catarina Tlaltémpam	2,410,067,738.00	0.0054981	2,650,182.38
Santa Inés Ahuatempan	2,410,067,738.00	0.0078995	3,807,642.69
Santa Isabel Cholula	2,410,067,738.00	0.0024654	1,188,333.58
Santiago Miahuatlán	2,410,067,738.00	0.0032429	1,563,110.08
Huehuetlán el Grande	2,410,067,738.00	0.0081083	3,908,311.79
Santo Tomás Hueyotlipán	2,410,067,738.00	0.0037933	1,828,441.67
Soltepec	2,410,067,738.00	0.0047591	2,293,935.24
Tecali de Herrera	2,410,067,738.00	0.0026927	1,297,899.43
Tecamachalco	2,410,067,738.00	0.0031589	1,522,626.65
Tecomatlán	2,410,067,738.00	0.0057809	2,786,486.76
Tehuacán	2,410,067,738.00	0.0037541	1,809,506.17
Tehuizingo	2,410,067,738.00	0.0026630	1,283,621.59
Tenampulco	2,410,067,738.00	0.0067525	3,254,779.38
Teopantlán	2,410,067,738.00	0.0052620	2,536,355.04
Teotlalco	2,410,067,738.00	0.0043682	2,105,507.58
Tepanco de López	2,410,067,738.00	0.0026379	1,271,494.08
Tepango de Rodríguez	2,410,067,738.00	0.0037662	1,815,381.04
Tepatlaxco de Hidalgo	2,410,067,738.00	0.0025078	1,208,788.08
Tepeaca	2,410,067,738.00	0.0029247	1,409,765.16
Tepemaxalco	2,410,067,738.00	0.0054792	2,641,043.30
Tepeojuma	2,410,067,738.00	0.0052084	2,510,538.27
Tepetzintla	2,410,067,738.00	0.0031888	1,537,020.95
Tepexco	2,410,067,738.00	0.0041770	2,013,348.79
Tepexi de Rodríguez	2,410,067,738.00	0.0029896	1,441,045.27
Tepeyahualco	2,410,067,738.00	0.0034217	1,649,293.46
Tepeyahualco de Cuauhtémoc	2,410,067,738.00	0.0057425	2,767,973.01
Tetela de Ocampo	2,410,067,738.00	0.0025668	1,237,221.26
Teteles de Avila Castillo	2,410,067,738.00	0.0085121	4,102,956.08
Teziutlán	2,410,067,738.00	0.0045834	2,209,245.94
Tianguismanalco	2,410,067,738.00	0.0019922	960,271.95
Tilapa	2,410,067,738.00	0.0056837	2,739,624.50
Tlacotepec de Benito Juárez	2,410,067,738.00	0.0045547	2,195,433.14
Tlacuilotepec	2,410,067,738.00	0.0022885	1,103,066.14
Tlachichuca	2,410,067,738.00	0.0028805	1,388,436.91
Tlahuapan	2,410,067,738.00	0.0033880	1,633,080.27
Tlaltenango	2,410,067,738.00	0.0048995	2,361,630.02
Tlanepantla	2,410,067,738.00	0.0043112	2,078,050.55
Tlaola	2,410,067,738.00	0.0028212	1,359,867.23
Tlapacoya	2,410,067,738.00	0.0056050	2,701,681.87
Tlapanalá	2,410,067,738.00	0.0042981	2,071,723.29
Tlatlauquitepec	2,410,067,738.00	0.0042053	2,026,998.31
Tlaxco	2,410,067,738.00	0.0069391	3,344,732.11
Tochimilco	2,410,067,738.00	0.0025359	1,222,355.21
Tochtepec	2,410,067,738.00	0.0031380	1,512,550.56
Totoltepec de Guerrero	2,410,067,738.00	0.0051932	2,503,186.91
Tulcingo	2,410,067,738.00	0.0069880	3,368,326.55
Tuzamapan de Galeana	2,410,067,738.00	0.0063486	3,060,095.08
Tzicatlacoyan	2,410,067,738.00	0.0118118	5,693,449.39
Venustiano Carranza	2,410,067,738.00	0.0029010	1,398,331.02
Vicente Guerrero	2,410,067,738.00	0.0051275	2,471,521.69
Xayacatlán de Bravo	2,410,067,738.00	0.0081670	3,936,596.25
Xicotepéc	2,410,067,738.00	0.0025926	1,249,665.77
Xicotlán	2,410,067,738.00	0.0102483	4,939,795.73
Xiutetelco	2,410,067,738.00	0.0039078	1,883,616.75
Xochiapulco	2,410,067,738.00	0.0062506	3,012,881.80
Xochitléc	2,410,067,738.00	0.0070508	3,398,589.78
Xochitlán de Vicente Suárez	2,410,067,738.00	0.0026895	1,296,374.16

[Handwritten mark]

[Handwritten mark]

[Handwritten mark]

28
[Handwritten mark]

Municipio	(8) $\Delta F_{2013,t}$	(12) $e_{i,t}$	(13) Asignación $e_{i,t}$
Xochitlán Todos Santos	2,410,067,738.00	0.0054779	2,640,435.05
Yaonáhuac	2,410,067,738.00	0.0070791	3,412,215.65
Yehualtepec	2,410,067,738.00	0.0036353	1,752,255.78
Zacapala	2,410,067,738.00	0.0069648	3,357,139.96
Zacapoaxtla	2,410,067,738.00	0.0026388	1,271,928.41
Zacatlán	2,410,067,738.00	0.0025794	1,243,325.96
Zapotitlán	2,410,067,738.00	0.0058406	2,815,267.86
Zapotitlán de Méndez	2,410,067,738.00	0.0051468	2,480,803.28
Zaragoza	2,410,067,738.00	0.0028622	1,379,615.07
Zautla	2,410,067,738.00	0.0019029	917,243.46
Zihuateutla	2,410,067,738.00	0.0040906	1,971,707.99
Zinacatepec	2,410,067,738.00	0.0030598	1,474,851.67
Zongozotla	2,410,067,738.00	0.0083292	4,014,772.66
Zoquiapan	2,410,067,738.00	0.0075989	3,662,796.14
Zoquitlán	2,410,067,738.00	0.0048710	2,347,896.95
TOTAL		1.0000000	482,013,547.60

Paso 6. Línea Basal 2013 (Componente $F_{i,2013}$):

Municipio	(14) Asignación $F_{i,2013}$
Acajete	30,666,603.00
Acateno	7,247,098.00
Acatlán	29,301,398.00
Acatzingo	31,007,644.00
Acteopan	4,052,001.00
Ahuacatlán	24,713,513.00
Ahuatlán	4,788,250.00
Ahuazotepec	7,449,925.00
Ahuehuetitla	1,802,467.00
Ajalpan	112,027,107.00
Albino Zertuche	1,934,096.00
Aljojuca	9,824,014.00
Altepexi	6,524,428.00
Amixtlán	6,080,568.00
Amozoc	24,383,064.00
Aquixtla	7,535,851.00
Atempan	31,238,448.00
Atexcal	5,538,963.00
Atlixco	52,336,695.00
Atoyatempan	3,635,822.00
Atzala	601,849.00
Atzitzihuacán	18,021,413.00

8

A

Municipio	(14) Asignación F_i , 2013
Atzitzintla	13,622,861.00
Axutla	964,114.00
Ayotoxco de Guerrero	7,226,735.00
Calpan	16,549,430.00
Caltepec	6,472,544.00
Camocuautla	3,527,057.00
Caxhuacan	5,769,126.00
Coatepec	1,212,819.00
Coatzingo	2,512,729.00
Cohetzala	1,993,007.00
Cohuecan	5,795,830.00
Coronango	24,382,663.00
Coxcatlán	24,761,620.00
Coyomeapan	44,949,868.00
Coyotepec	2,854,261.00
Cuapiaxtla de Madero	2,884,405.00
Cuautempan	16,403,226.00
Cuautinchán	6,727,737.00
Cuautlancingo	7,712,035.00
Cuayuca de Andrade	3,158,069.00
Cuetzalan del Progreso	87,877,325.00
Cuyoaco	16,180,540.00
Chalchicomula de Sesma	34,660,690.00
Chapulco	5,724,394.00
Chiautla	12,806,083.00
Chiautzingo	15,726,536.00
Chiconcuautla	36,059,721.00
Chichiquila	59,816,214.00
Chietla	22,636,370.00
Chigmecatitlán	1,227,150.00
Chignahuapan	52,461,356.00
Chignautla	16,308,032.00
Chila	5,342,121.00
Chila de la Sal	1,689,570.00

2

30

30

Handwritten marks and signatures on the left side of the page.

Municipio	(14) Asignación F _{1,2013}
Honey	12,865,725.00
Chilchotla	54,273,938.00
Chinantla	2,262,673.00
Domingo Arenas	7,919,774.00
Eloxochitlán	39,003,535.00
Epatlán	3,280,125.00
Esperanza	10,228,428.00
Francisco Z. Mena	17,013,999.00
General Felipe Ángeles	14,649,336.00
Guadalupe	8,425,572.00
Guadalupe Victoria	18,638,631.00
Hermenegildo Galeana	14,700,287.00
Huaquechula	34,340,756.00
Huatlatlauca	10,061,825.00
Huauchinango	59,088,186.00
Huehuetla	45,341,616.00
Huehuetlán el Chico	8,657,810.00
Huejotzingo	21,162,651.00
Hueyapan	19,016,924.00
Hueytamalco	30,086,269.00
Hueytlalpan	14,146,454.00
Huitzilán de Serdán	28,874,273.00
Huitziltepec	2,599,171.00
Atlequizayan	5,804,402.00
Ixcamilpa de Guerrero	5,608,577.00
Ixcaquixtla	7,733,965.00
Ixtacamaxitlán	53,376,078.00
Ixtepec	10,656,480.00
Izúcar de Matamoros	39,940,300.00
Jalpan	22,498,538.00
Jolalpan	23,610,964.00
Jonotla	9,028,136.00
Jopala	21,520,610.00
Juan C. Bonilla	11,138,551.00




Handwritten marks and signatures on the left side of the page, including a large arrow pointing upwards and several illegible signatures.


Handwritten mark resembling a stylized '2' or a similar symbol on the right side of the page.

Handwritten signature and the number '31' at the bottom right corner of the page.

Municipio	(14) Asignación F _{i,2013}
Juan Galindo	2,565,522.00
Juan N. Méndez	11,482,794.00
Lafragua	11,587,564.00
Libres	19,815,755.00
La Magdalena Tlatlauquitepec	433,924.00
Mazapiltepec de Juárez	2,143,226.00
Mixtla	932,940.00
Molcaxac	8,428,956.00
Cañada Morelos	25,340,198.00
Naupan	15,420,495.00
Nauzontla	4,022,832.00
Nealtican	7,559,036.00
Nicolás Bravo	5,058,383.00
Nopalucan	17,460,755.00
Ocotepec	5,027,383.00
Ocoyucan	23,627,941.00
Olintla	21,886,214.00
Oriental	11,775,143.00
Pahuatlán	31,200,096.00
Palmar de Bravo	55,761,473.00
Pantepec	36,105,640.00
Petlalcingo	15,064,069.00
Pixtla	5,149,556.00
Puebla	154,698,866.00
Quecholac	48,167,426.00
Quimixtlán	54,426,704.00
Rafael Lara Grajales	4,432,809.00
Los Reyes De Juárez	17,174,571.00
San Andrés Cholula	22,976,097.00
San Antonio Cañada	5,795,191.00
San Diego La Mesa Tochimiltzingo	1,101,024.00
San Felipe Teotlalcingo	6,384,637.00
San Felipe Tepatlán	6,605,964.00
San Gabriel Chilac	10,601,790.00

8

7




32


Municipio	(14) Asignación F _{i,2013}
San Gregorio Atzompa	1,592,845.00
San Jerónimo Tecuanipan	4,843,652.00
San Jerónimo Xayacatlán	5,545,105.00
San José Chiapa	4,471,302.00
San José Miahuatlán	8,485,537.00
San Juan Atenco	4,154,811.00
San Juan Atzompa	1,018,825.00
San Martín Texmelucan	28,169,668.00
San Martín Totontepec	429,799.00
San Matías Tlalancaleca	8,911,987.00
San Miguel Ixtlán	986,111.00
San Miguel Xoxtla	1,745,769.00
San Nicolás Buenos Aires	7,422,079.00
San Nicolás de los Ranchos	12,488,974.00
San Pablo Anicano	1,936,909.00
San Pedro Cholula	35,609,624.00
San Pedro Yeloixtlahuaca	2,181,227.00
San Salvador el Seco	20,554,212.00
San Salvador el Verde	12,616,380.00
San Salvador Huixcolotla	2,337,465.00
San Sebastián Tlacotepec	44,848,136.00
Santa Catarina Tlaltempan	867,118.00
Santa Inés Ahuatempan	9,512,554.00
Santa Isabel Cholula	5,688,169.00
Santiago Miahuatlán	9,333,321.00
Huehuetlán el Grande	11,940,980.00
Santo Tomás Hueyotlipan	3,548,132.00
Soltepec	14,578,436.00
Tecali de Herrera	7,319,807.00
Tecamachalco	24,289,271.00
Tecomatlán	4,806,515.00
Tehuacán	68,148,596.00
Tehuizingo	8,676,139.00
Tenampulco	11,388,508.00

8

Handwritten marks and signatures on the left side of the page.

Handwritten signature and the number 33 at the bottom right of the page.

Municipio	(14) Asignación F _{1,2013}
Teopantlán	6,332,126.00
Teotlalco	3,751,542.00
Tepanco de López	13,673,510.00
Tepango de Rodríguez	6,788,278.00
Tepatlixco de Hidalgo	4,004,544.00
Tepeaca	43,750,325.00
Tepemaxalco	1,536,039.00
Tepeojuma	8,180,482.00
Tepetzintla	20,426,752.00
Tepexco	8,083,397.00
Tepexi de Rodríguez	31,320,584.00
Tepeyahualco	26,497,345.00
Tepeyahualco de Cuauhtémoc	1,355,312.00
Tetela de Ocampo	28,602,474.00
Teteles de Ávila Castillo	2,807,005.00
Teziutlán	22,830,042.00
Tianguismanalco	9,740,630.00
Tilapa	4,093,305.00
Tlacotepec de Benito Juárez	47,884,691.00
Tlacuilotepec	37,994,625.00
Tlachichuca	33,891,582.00
Tlahuapan	25,457,030.00
Tlaltenango	4,812,087.00
Tlanepantla	2,758,193.00
Tlaola	22,755,818.00
Tlapacoya	12,800,340.00
Tlapanalá	6,433,858.00
Tlatlauquitepec	50,781,317.00
Tlaxco	11,152,176.00
Tochimilco	35,175,908.00
Tochtepec	8,016,613.00
Totoltepec de Guerrero	1,551,408.00
Tulcingo	8,861,895.00
Tuzamapan de Galeana	8,411,081.00

34

Municipio	(14) Asignación $F_{i,2013}$
Tzicatlacoyan	6,847,006.00
Venustiano Carranza	13,773,604.00
Vicente Guerrero	60,309,680.00
Xayacatlán de Bravo	1,590,368.00
Xicotepec	46,926,312.00
Xicotlán	1,745,280.00
Xiutetelco	57,863,161.00
Xochiapulco	5,274,783.00
Xochiltepec	2,462,309.00
Xochitlán de Vicente Suárez	21,315,215.00
Xochitlán Todos Santos	9,312,761.00
Yaonáhuac	6,182,908.00
Yehualtepec	13,277,879.00
Zacapala	5,114,135.00
Zacapoaxtla	63,074,026.00
Zacatlán	59,453,374.00
Zapotitlán	6,195,827.00
Zapotitlán de Méndez	7,798,920.00
Zaragoza	5,596,659.00
Zautla	25,061,305.00
Zihuateutla	15,264,208.00
Zinacatepec	9,486,182.00
Zongozotla	6,573,890.00
Zoquiapan	4,595,864.00
Zoquitélan	58,826,031.00
TOTAL	3,813,358,952.00

Paso 7. Obtener la asignación monetaria correspondiente a cada demarcación territorial respecto del FISDMF 2022:

Clave INEGI del municipio	Municipio (j)	(14) Asignación 2013 ($F_{i,2013}$)	(9) $Z_{i,t}$	(13) $e_{i,t}$	(15) Asignación FISDMF 2022
21001	Acajete	30,666,603.00	37,801,264.68	954,015.75	69,421,883.44
21002	Acateno	7,247,098.00	2,702,506.03	3,148,152.44	13,097,756.47
21003	Acatlán	29,301,398.00	14,298,096.53	1,201,682.02	44,801,176.55
21004	Acatzingo	31,007,644.00	24,276,698.59	1,686,131.91	56,970,474.50
21005	Acteopan	4,052,001.00	2,441,183.06	1,988,530.26	8,481,714.32
21006	Ahuacatlán	24,713,513.00	5,323,323.82	2,373,943.00	32,410,779.82
21007	Ahuatlán	4,788,250.00	1,576,740.01	3,635,591.16	10,000,581.16

Clave INEGI del municipio	Municipio (i)	(14) Asignación 2013 ($F_{i,2013}$)	(9) $Z_{i,t}$	(13) $e_{i,t}$	(15) Asignación FISMD 2022
21008	Ahuazotepec	7,449,925.00	2,424,436.76	1,447,650.29	11,322,012.05
21009	Ahuehuetitla	1,802,467.00	577,453.28	4,030,464.76	6,410,385.03
21010	Ajalpan	112,027,107.00	42,332,155.35	1,426,639.26	155,785,901.61
21011	Albino Zertuche	1,934,096.00	712,089.53	3,201,659.83	5,847,845.37
21012	Aljoiuca	9,824,014.00	1,777,300.85	2,667,896.75	14,269,211.59
21013	Altepeixi	6,524,428.00	13,243,137.01	1,283,313.07	21,050,878.08
21014	Amixtlán	6,080,568.00	2,469,706.11	3,280,968.55	11,831,242.66
21015	Amozoc	24,383,064.00	32,797,195.23	1,211,367.48	58,391,626.71
21016	Aquixtla	7,535,851.00	2,556,956.34	2,332,413.48	12,425,220.82
21017	Atempan	31,238,448.00	15,975,146.12	1,181,108.01	48,394,702.13
21018	Atexcal	5,538,963.00	1,849,839.23	2,746,154.84	10,134,957.07
21019	Atlixco	52,336,695.00	33,271,816.04	1,829,978.73	87,438,489.77
21020	Atoyatempan	3,635,822.00	2,966,632.45	2,547,843.28	9,150,297.73
21021	Atzala	601,849.00	318,083.43	3,156,818.66	4,076,751.09
21022	Atzitzihuacán	18,021,413.00	6,193,276.43	1,251,055.12	25,465,744.55
21023	Atzitzintla	13,622,861.00	5,139,291.80	3,243,824.87	22,005,977.67
21024	Axutla	964,114.00	232,363.93	4,492,089.18	5,688,567.11
21025	Ayotoxco de Guerrero	7,226,735.00	3,575,154.95	2,420,664.27	13,222,554.22
21026	Calpan	16,549,430.00	6,358,235.35	1,457,302.87	24,364,968.22
21027	Caltepec	6,472,544.00	1,729,198.89	3,021,326.89	11,223,069.77
21028	Camocuautla	3,527,057.00	2,101,015.53	2,137,744.66	7,765,817.19
21029	Caxhuacan	5,769,126.00	3,194,263.83	1,779,147.38	10,742,537.21
21030	Coatepec	1,212,819.00	352,655.80	2,765,278.65	4,330,753.45
21031	Coatzingo	2,512,729.00	1,313,059.73	3,080,554.61	6,906,343.34
21032	Cohetzala	1,993,007.00	463,142.83	4,960,996.57	7,417,146.40
21033	Cohuecan	5,795,830.00	2,635,907.82	2,470,633.12	10,902,370.94
21034	Coronango	24,382,663.00	15,604,741.57	1,297,247.09	41,284,651.66
21035	Coxcatlán	24,761,620.00	9,926,062.44	1,054,438.53	35,742,120.97
21036	Coyomeapan	44,949,868.00	15,428,922.78	2,098,359.73	62,477,150.50
21037	Coyotepec	2,854,261.00	472,757.57	3,897,055.96	7,224,074.53
21038	Cuapixtla de Madero	2,884,405.00	3,696,733.02	1,675,872.02	8,257,010.04
21039	Cuautempan	16,403,226.00	4,900,683.53	2,107,498.61	23,411,408.14
21040	Cuautinchán	6,727,737.00	5,295,752.90	1,243,761.60	13,267,251.50
21041	Cuatlancingo	7,712,035.00	11,750,089.42	1,216,701.81	20,678,826.23
21042	Cuayuca de Andrade	3,158,069.00	1,513,677.73	3,429,492.91	8,101,239.65
21043	Cuetzalan del Progreso	87,877,325.00	37,294,098.00	1,255,709.82	126,427,132.82
21044	Cuyoaco	16,180,540.00	4,188,046.98	1,332,920.74	21,701,507.72
21045	Chalchicomula de Sesma	34,660,690.00	10,245,873.79	1,948,671.68	46,855,235.46
21046	Chapulco	5,724,394.00	2,688,949.62	2,135,736.70	10,549,080.32
21047	Chiautla	12,806,083.00	6,812,581.43	1,640,008.07	21,258,672.50
21048	Chiautzingo	15,726,536.00	7,556,805.43	1,258,406.41	24,541,747.83
21049	Chiconcuautla	36,059,721.00	15,313,998.17	1,226,519.60	52,600,238.77
21050	Chichiquila	59,816,214.00	21,248,674.73	1,227,898.09	82,292,786.82
21051	Chietla	22,636,370.00	10,269,174.16	1,424,684.14	34,330,228.31
21052	Chigmecatitlán	1,227,150.00	556,280.42	3,438,039.91	5,221,470.33
21053	Chignahuapan	52,461,356.00	18,086,331.94	1,215,261.04	71,762,948.98
21054	Chignautla	16,308,032.00	13,155,571.12	1,796,479.93	31,260,083.05
21055	Chila	5,342,121.00	2,712,094.15	2,299,252.46	10,353,467.61
21056	Chila de la Sal	1,689,570.00	240,295.96	7,501,873.85	9,431,739.81
21057	Honey	12,865,725.00	2,214,422.95	3,890,975.88	18,971,123.84
21058	Chilchotla	54,273,938.00	14,178,254.39	1,089,716.64	69,541,909.03
21059	Chinantla	2,262,673.00	995,898.04	2,432,092.51	5,690,663.55
21060	Domingo Arenas	7,919,774.00	4,889,615.97	1,827,384.11	14,636,774.08
21061	Eloxochitlán	39,003,535.00	20,409,478.86	1,909,758.36	61,322,772.21
21062	Epatlán	3,280,125.00	1,176,339.19	3,800,662.23	8,257,126.42
21063	Esperanza	10,228,428.00	3,074,699.08	1,664,436.70	14,967,563.78
21064	Francisco Z. Mena	17,013,999.00	10,930,329.91	1,441,648.86	29,385,977.76
21065	General Felipe Angeles	14,649,336.00	7,000,695.34	1,655,819.93	23,305,851.27
21066	Guadalupe	8,425,572.00	2,371,935.55	3,977,426.10	14,774,933.64
21067	Guadalupe Victoria	18,638,631.00	3,844,140.08	1,413,551.32	23,896,322.40
21068	Hermenegildo Galeana	14,700,287.00	4,449,094.43	3,225,341.96	22,374,723.39
21069	Huaquechula	34,340,756.00	11,133,346.97	1,731,307.06	47,205,410.03
21070	Huattlatlauca	10,061,825.00	2,877,406.99	3,483,494.53	16,422,726.51

Clave INEGI del municipio	Municipio (i)	(14) Asignación 2013 ($F_{i,2013}$)	(9) $Z_{i,t}$	(13) $e_{i,t}$	(15) Asignación FISDMF 2022
21071	Huauchinango	59,088,186.00	39,753,952.65	1,181,793.80	100,023,932.45
21072	Huehuetla	45,341,616.00	13,985,085.94	1,492,318.99	60,819,020.93
21073	Huehuetlán el Chico	8,657,810.00	4,540,491.68	2,805,160.53	16,003,462.21
21074	Huejotzingo	21,162,651.00	27,319,019.47	901,037.38	49,382,707.85
21075	Hueyapan	19,016,924.00	6,620,835.06	1,605,311.70	27,243,070.76
21076	Hueytamalco	30,086,269.00	11,111,826.83	1,641,212.53	42,839,308.36
21077	Hueytlalpan	14,146,454.00	4,836,315.82	2,014,228.34	20,996,998.16
21078	Huitzilan de Serdán	28,874,273.00	15,630,552.22	1,021,749.21	45,526,574.43
21079	Huitziltepec	2,599,171.00	1,678,046.67	1,879,414.66	6,156,632.34
21080	Atlequizayan	5,804,402.00	1,773,797.32	2,594,348.16	10,172,547.48
21081	Ixcamilpa de Guerrero	5,608,577.00	2,323,496.00	3,458,664.30	11,390,737.31
21082	Ixcaquixtla	7,733,965.00	1,548,098.12	3,075,390.00	12,357,453.12
21083	Ixtacamaxtitlán	53,376,078.00	8,837,112.98	1,238,172.97	63,451,363.95
21084	Ixtepec	10,656,480.00	6,556,592.10	2,439,819.40	19,652,891.50
21085	Izúcar de Matamoros	39,940,300.00	22,522,868.44	1,521,238.89	63,984,407.34
21086	Jalpan	22,498,538.00	6,589,152.48	1,723,408.04	30,811,098.51
21087	Jolalpan	23,610,964.00	7,528,875.05	1,365,709.20	32,505,548.25
21088	Jonotla	9,028,136.00	2,351,290.59	2,823,526.44	14,202,953.03
21089	Jopala	21,520,610.00	5,089,099.82	2,266,406.51	28,876,116.34
21090	Juan C. Bonilla	11,138,551.00	5,184,606.81	1,542,034.05	17,865,191.87
21091	Juan Galindo	2,565,522.00	2,091,483.80	1,577,148.83	6,234,154.63
21092	Juan N. Méndez	11,482,794.00	2,563,756.80	3,202,048.15	17,248,598.95
21093	Lafragua	11,587,564.00	2,358,032.09	2,362,448.29	16,308,044.38
21094	Libres	19,815,755.00	7,125,319.13	2,000,966.50	28,942,040.63
21095	La Magdalena Tlatlauquitepec	433,924.00	365,370.63	536,072.52	1,335,367.15
21096	Mazapiltepec de Juárez	2,143,226.00	884,862.97	1,860,237.24	4,888,326.20
21097	Mixtla	932,940.00	416,413.65	2,608,086.39	3,957,440.04
21098	Molcaxac	8,428,956.00	2,223,515.52	3,746,726.12	14,399,197.64
21099	Cañada Morelos	25,340,198.00	7,111,556.71	1,372,947.07	33,824,701.78
21100	Naupan	15,420,495.00	6,393,796.03	2,391,866.74	24,206,157.77
21101	Nauzontla	4,022,832.00	1,086,101.50	2,860,596.64	7,969,530.13
21102	Nealtican	7,559,036.00	3,284,232.20	1,524,143.03	12,367,411.22
21103	Nicolás Bravo	5,058,383.00	2,541,199.80	3,255,742.69	10,855,325.50
21104	Nopalucan	17,460,755.00	10,111,155.87	1,427,467.84	28,999,378.71
21105	Ocoatepec	5,027,383.00	1,284,005.18	2,753,646.00	9,065,034.18
21106	Ocoyucan	23,627,941.00	15,694,973.51	1,247,643.05	40,570,557.57
21107	Oliintla	21,886,214.00	12,400,343.78	969,841.41	35,256,399.20
21108	Oriental	11,775,143.00	3,124,682.46	2,044,911.38	16,944,736.84
21109	Pahuatlán	31,200,096.00	13,405,029.24	1,199,041.65	45,804,166.88
21110	Palmar de Bravo	55,761,473.00	21,553,902.85	1,320,648.93	78,636,024.77
21111	Pantepec	36,105,640.00	8,428,088.84	1,802,129.49	46,335,858.33
21112	Petlalcingo	15,064,069.00	4,791,878.01	2,912,534.96	22,768,481.98
21113	Piaxtla	5,149,556.00	1,758,047.40	3,076,319.43	9,983,922.83
21114	Puebla	154,698,866.00	186,340,298.65	1,529,403.12	342,568,567.77
21115	Quecholac	48,167,426.00	21,890,886.66	1,481,462.07	71,539,774.73
21116	Quimixtlán	54,426,704.00	14,915,667.65	1,169,268.19	70,511,639.83
21117	Rafael Lara Grajales	4,432,809.00	2,297,170.71	1,366,397.08	8,096,376.80
21118	Los Reyes de Juárez	17,174,571.00	10,770,128.55	1,374,417.50	29,319,117.05
21119	San Andrés Cholula	22,976,097.00	25,441,754.12	948,109.98	49,365,961.10
21120	San Antonio Cañada	5,795,191.00	4,216,837.18	1,935,929.27	11,947,957.45
21121	San Diego la Mesa Tochimiltingo	1,101,024.00	551,390.44	4,243,473.30	5,895,887.74
21122	San Felipe Teotlalcingo	6,384,637.00	2,084,002.18	1,828,223.81	10,296,862.99
21123	San Felipe Tepatlán	6,605,964.00	2,178,191.87	2,860,070.74	11,644,226.62
21124	San Gabriel Chilac	10,601,790.00	8,462,727.81	1,597,071.16	20,661,588.98
21125	San Gregorio Atzompa	1,592,845.00	1,028,131.24	3,870,597.44	6,491,573.68
21126	San Jerónimo Tecuanipan	4,843,652.00	2,428,492.45	2,733,106.69	10,005,251.15
21127	San Jerónimo Xayacatlán	5,545,105.00	890,025.63	4,300,177.62	10,735,308.25
21128	San José Chiapa	4,471,302.00	1,785,940.97	2,387,061.12	8,644,304.08

Handwritten signature and initials in the bottom left corner.

Handwritten signature and initials in the bottom right corner, including the number 37.

Clave INEGI del municipio	Municipio (i)	(14) Asignación 2013 ($F_{i,2013}$)	(9) $Z_{i,t}$	(13) $e_{i,t}$	(15) Asignación FISMDF 2022
21129	San José Miahuatlán	8,485,537.00	9,136,698.46	1,276,804.36	18,899,039.82
21130	San Juan Atenco	4,154,811.00	726,221.31	3,597,543.34	8,478,575.65
21131	San Juan Atzompa	1,018,825.00	249,994.47	3,035,375.64	4,304,195.11
21132	San Martín Texmelucan	28,169,668.00	37,647,249.35	947,900.52	66,764,817.87
21133	San Martín Tottolepec	429,799.00	101,247.31	6,069,701.33	6,600,747.64
21134	San Matías Tlalancaleca	8,911,987.00	6,749,403.65	880,151.60	16,541,542.25
21135	San Miguel Ixtlán	986,111.00	210,334.51	4,784,044.77	5,980,490.29
21136	San Miguel Xoxtlá	1,745,769.00	894,267.31	1,544,990.86	4,185,027.17
21137	San Nicolás Buenos Aires	7,422,079.00	4,169,761.82	2,092,056.95	13,683,897.77
21138	San Nicolás de los Ranchos	7,422,079.00	4,676,268.32	0.00	17,165,242.32
21139	San Pablo Anicano	1,936,909.00	1,453,098.01	2,707,964.50	6,097,971.51
21140	San Pedro Cholula	35,609,624.00	24,351,272.78	1,599,269.38	61,560,166.16
21141	San Pedro Yeloixtlahuaca	2,181,227.00	1,037,703.31	2,990,050.68	6,208,981.00
21142	San Salvador el Seco	20,554,212.00	13,050,236.16	1,281,876.19	34,886,324.35
21143	San Salvador el Verde	12,616,380.00	6,087,995.70	1,695,125.47	20,399,501.17
21144	San Salvador Huixcolotla	2,337,465.00	8,623,779.81	1,078,453.84	12,039,698.65
21145	San Sebastián Tlacotepec	44,848,136.00	15,019,469.11	1,178,817.49	61,046,422.60
21146	Santa Catarina Tlaltémpam	867,118.00	337,767.60	2,650,182.38	3,855,067.98
21147	Santa Inés Ahuatémpam	9,512,554.00	2,694,449.05	3,807,642.69	16,014,645.74
21148	Santa Isabel Cholula	5,688,169.00	6,366,906.01	1,188,333.58	13,243,408.59
21149	Santiago Miahuatlán	9,333,321.00	9,402,873.83	1,563,110.08	20,299,304.91
21150	Huehuetlán el Grande	11,940,980.00	2,528,533.43	3,908,311.79	18,377,825.22
21151	Santo Tomás Hueyotlipán	3,548,132.00	3,253,829.51	1,828,441.67	8,630,403.18
21152	Soltepec	14,578,436.00	2,678,598.40	2,293,935.24	19,550,969.63
21153	Tecali de Herrera	7,319,807.00	6,836,405.73	1,297,899.43	15,454,112.15
21154	Tecamachalco	24,289,271.00	20,503,635.21	1,522,626.65	46,315,532.86
21155	Tecomatlán	4,806,515.00	2,630,556.77	2,786,486.76	10,223,558.53
21156	Tehuacán	68,148,596.00	57,731,235.24	1,809,506.17	127,689,337.41
21157	Tehuizingo	8,676,139.00	5,632,913.73	1,283,621.59	15,592,674.31
21158	Tenampulco	11,388,508.00	2,374,927.22	3,254,779.38	17,018,214.60
21159	Teopantlán	6,332,126.00	3,678,164.69	2,536,355.04	12,546,645.73
21160	Teotlalco	3,751,542.00	1,195,996.43	2,105,507.58	7,053,046.02
21161	Tepanco de López	13,673,510.00	7,512,004.05	1,271,494.08	22,457,008.14
21162	Tepango de Rodríguez	6,788,278.00	4,930,675.39	1,815,381.04	13,534,334.43
21163	Tepatlixco de Hidalgo	4,004,544.00	7,038,098.14	1,208,788.08	12,251,430.22
21164	Tepeaca	43,750,325.00	27,629,302.61	1,409,765.16	72,789,392.77
21165	Tepemaxalco	1,536,039.00	739,995.68	2,641,043.30	4,917,077.98
21166	Tepeojuma	8,180,482.00	3,424,795.91	2,510,536.27	14,115,816.18
21167	Tepetzintla	20,426,752.00	7,394,954.74	1,537,020.95	29,358,727.69
21168	Tepexco	8,083,397.00	5,913,700.57	2,013,348.79	16,010,446.36
21169	Tepexi de Rodríguez	31,320,584.00	9,907,427.16	1,441,045.27	42,669,056.43
21170	Tepeyahualco	26,497,345.00	5,152,306.68	1,649,293.46	33,298,945.14
21171	Tepeyahualco de Cuauhtémoc	1,355,312.00	509,157.94	2,767,973.01	4,632,442.95
21172	Tetela de Ocampo	28,602,474.00	13,980,491.52	1,237,221.26	43,820,186.78
21173	Teteles de Avila Castillo	2,807,005.00	979,150.78	4,102,956.08	7,889,111.86
21174	Teziutlán	22,830,042.00	15,080,527.17	2,209,245.94	40,119,815.11
21175	Tianguismanalco	9,740,630.00	8,888,636.44	960,271.95	19,589,538.39
21176	Tilapa	4,093,305.00	1,948,996.41	2,739,624.50	8,781,925.92
21177	Tlacotepec de Benito Juárez	47,884,691.00	19,698,923.20	2,195,433.14	69,779,047.33

Clave INEGI del municipio	Municipio (i)	(14) Asignación 2013 ($F_{i,2013}$)	(9) $Z_{i,t}$	(13) $e_{i,t}$	(15) Asignación FISMDF 2022
21178	Tlacuilotepec	37,994,625.00	14,772,397.68	1,103,066.14	53,870,088.83
21179	Tlachichuca	33,891,582.00	9,417,760.14	1,388,436.91	44,697,779.04
21180	Tlahuapan	25,457,030.00	8,078,447.42	1,633,080.27	35,168,557.69
21181	Tlaltenango	4,812,087.00	1,949,261.51	2,361,630.02	9,122,978.53
21182	Tlanepantla	2,758,193.00	2,305,340.88	2,078,050.55	7,141,584.43
21183	Tlaola	22,755,818.00	14,611,184.55	1,359,867.23	38,726,869.78
21184	Tlapacoya	12,800,340.00	4,345,128.06	2,701,681.87	19,847,149.94
21185	Tlapanalá	6,433,858.00	4,050,293.35	2,071,723.29	12,555,874.64
21186	Tlatlauquitepec	50,781,317.00	12,872,891.89	2,026,998.31	65,681,207.20
21187	Tlaxco	11,152,176.00	2,200,765.76	3,344,732.11	16,697,673.87
21188	Tochimilco	35,175,908.00	13,564,931.38	1,222,355.21	49,963,194.59
21189	Tochtepec	8,016,613.00	5,900,501.76	1,512,550.56	15,429,665.32
21190	Totoltepec de Guerrero	1,551,408.00	530,122.65	2,503,186.91	4,584,717.56
21191	Tulcingo	8,861,895.00	3,551,833.53	3,368,326.55	15,782,055.08
21192	Tuzamapan de Galeana	8,411,081.00	2,285,278.99	3,060,095.08	13,756,455.07
21193	Tzicatlacoyan	6,847,006.00	1,474,272.02	5,693,449.39	14,014,727.41
21194	Venustiano Carranza	13,773,604.00	12,830,008.61	1,398,331.02	28,001,943.63
21195	Vicente Guerrero	60,309,680.00	25,116,116.24	2,471,521.69	87,897,317.93
21196	Xayacatlán de Bravo	1,590,368.00	350,205.54	3,936,596.25	5,877,169.80
21197	Xicotepec	46,926,312.00	32,331,554.46	1,249,665.77	80,507,532.23
21198	Xicotlán	1,745,280.00	485,145.25	4,939,795.73	7,170,220.97
21199	Xiutetelco	57,863,161.00	12,240,079.74	1,883,616.75	71,986,857.49
21200	Xochiapulco	5,274,783.00	1,483,380.10	3,012,881.80	9,771,044.90
21201	Xochiltepec	2,462,309.00	1,091,591.16	3,398,589.78	6,952,489.94
21202	Xochitlán de Vicente Suárez	21,315,215.00	8,968,208.98	1,296,374.16	31,579,798.14
21203	Xochitlán Todos Santos	9,312,761.00	3,300,922.57	2,640,435.05	15,254,118.62
21204	Yaonáhuac	6,182,908.00	2,029,182.23	3,412,215.65	11,624,305.88
21205	Yehualtepec	13,277,879.00	8,831,895.49	1,752,255.78	23,862,030.27
21206	Zacapala	5,114,135.00	1,606,231.09	3,357,139.96	10,077,506.05
21207	Zacapoaxtla	63,074,026.00	24,893,420.79	1,271,928.41	89,239,375.21
21208	Zacatlán	59,453,374.00	28,737,548.76	1,243,325.96	89,434,248.72
21209	Zapotitlán	6,195,827.00	3,219,579.12	2,815,267.86	12,230,673.98
21210	Zapotitlán de Méndez	7,798,920.00	2,797,618.29	2,480,803.28	13,077,341.58
21211	Zaragoza	5,596,659.00	3,108,964.12	1,379,615.07	10,085,238.20
21212	Zautla	25,081,305.00	15,245,728.25	917,243.46	41,224,276.71
21213	Zihuateutla	15,264,208.00	7,041,857.45	1,971,707.99	24,277,773.44
21214	Zinacatepec	9,486,182.00	8,442,974.54	1,474,851.67	19,404,008.21
21215	Zongozotla	6,573,890.00	1,693,510.75	4,014,772.66	12,282,173.41
21216	Zoquiapan	4,595,864.00	1,269,061.51	3,662,796.14	9,527,721.65
21217	Zoquiitlán	58,826,031.00	20,724,363.07	2,347,896.95	81,898,291.02
TOTAL		3,813,358,952.00	1,928,054,190.40	428,013,547.60	6,223,426,690.00

Paso 8. Ajuste de Asignación FISMDF 2022 por redondeo:

Clave INEGI del municipio	Municipio (i)	(15) Asignación FISMDF 2022	(16) Ajuste por redondeo a la asignación FISMDF 2022
21001	Acajete	69,421,883.44	69,421,883.00
21002	Acateno	13,097,756.47	13,097,756.00
21003	Acatlán	44,801,176.55	44,801,177.00
21004	Acatzingo	56,970,474.50	56,970,475.00
21005	Acteopan	8,481,714.32	8,481,714.00

Clave INEGI del municipio	Municipio (i)	(15) Asignación FISMD 2022	(16) Ajuste por redondeo a la asignación FISMD 2022
21006	Ahuacatlán	32,410,779.82	32,410,780.00
21007	Ahuatlán	10,000,581.16	10,000,581.00
21008	Ahuazotepec	11,322,012.05	11,322,012.00
21009	Ahuehuetitla	6,410,385.03	6,410,385.00
21010	Ajalpan	155,785,901.61	155,785,902.00
21011	Albino Zertuche	5,847,845.37	5,847,845.00
21012	Aljojuca	14,269,211.59	14,269,212.00
21013	Altepexi	21,050,878.08	21,050,878.00
21014	Amixtlán	11,831,242.66	11,831,243.00
21015	Amozoc	58,391,626.71	58,391,627.00
21016	Aquixtla	12,425,220.82	12,425,221.00
21017	Atempan	48,394,702.13	48,394,702.00
21018	Atexcal	10,134,957.07	10,134,957.00
21019	Atlixco	87,438,489.77	87,438,490.00
21020	Atoyatempán	9,150,297.73	9,150,298.00
21021	Atzala	4,076,751.09	4,076,751.00
21022	Atzitzihuacán	25,465,744.55	25,465,745.00
21023	Atzitzintla	22,005,977.67	22,005,978.00
21024	Axutla	5,688,567.11	5,688,567.00
21025	Ayotoxco de Guerrero	13,222,554.22	13,222,554.00
21026	Calpan	24,364,968.22	24,364,968.00
21027	Caltepec	11,223,069.77	11,223,070.00
21028	Camocuautla	7,765,817.19	7,765,817.00
21029	Caxhuacán	10,742,537.21	10,742,537.00
21030	Coatepec	4,330,753.45	4,330,753.00
21031	Coatzacoahuila	6,906,343.34	6,906,343.00
21032	Cohetzala	7,417,146.40	7,417,146.00
21033	Cohuecan	10,902,370.94	10,902,371.00
21034	Coronango	41,284,651.66	41,284,652.00
21035	Coxcatlán	35,742,120.97	35,742,121.00
21036	Coyomeapan	62,477,150.50	62,477,151.00
21037	Coyotepec	7,224,074.53	7,224,075.00
21038	Cuapixtla de Madero	8,257,010.04	8,257,010.00
21039	Cuautepec	23,411,408.14	23,411,408.00
21040	Cuautepec	13,267,251.50	13,267,252.00

Handwritten signatures and initials in the bottom left corner.

Handwritten signatures and initials in the bottom right corner, including a circled '8' and a signature with the number '40' above it.

Clave INEGI del municipio	Municipio (i)	(15) Asignación FISMDF 2022	(16) Ajuste por redondeo a la asignación FISMDF 2022
21041	Cuautlancingo	20,678,826.23	20,678,826.00
21042	Cuayuca de Andrade	8,101,239.65	8,101,240.00
21043	Cuetzalan del Progreso	126,427,132.82	126,427,133.00
21044	Cuyoaco	21,701,507.72	21,701,508.00
21045	Chalchicomula de Sesma	46,855,235.46	46,855,235.00
21046	Chapulco	10,549,080.32	10,549,080.00
21047	Chiautla	21,258,672.50	21,258,673.00
21048	Chiautzingo	24,541,747.83	24,541,748.00
21049	Chiconcuautla	52,600,238.77	52,600,239.00
21050	Chichiquila	82,292,786.82	82,292,787.00
21051	Chietla	34,330,228.31	34,330,228.00
21052	Chigmecatitlán	5,221,470.33	5,221,470.00
21053	Chignahuapan	71,762,948.98	71,762,949.00
21054	Chignautla	31,260,083.05	31,260,083.00
21055	Chila	10,353,467.61	10,353,468.00
21056	Chila de la Sal	9,431,739.81	9,431,740.00
21057	Honey	18,971,123.84	18,971,124.00
21058	Chilchotla	69,541,909.03	69,541,909.00
21059	Chinantla	5,690,663.55	5,690,664.00
21060	Domingo Arenas	14,636,774.08	14,636,774.00
21061	Eloxochitlán	61,322,772.21	61,322,772.00
21062	Epatlán	8,257,126.42	8,257,126.00
21063	Esperanza	14,967,563.78	14,967,564.00
21064	Francisco Z. Mena	29,385,977.76	29,385,978.00
21065	General Felipe Ángeles	23,305,851.27	23,305,851.00
21066	Guadalupe	14,774,933.64	14,774,934.00
21067	Guadalupe Victoria	23,896,322.40	23,896,322.00
21068	Hermenegildo Galeana	22,374,723.39	22,374,723.00
21069	Huaquechula	47,205,410.03	47,205,410.00
21070	Huatlatlauca	16,422,726.51	16,422,727.00
21071	Huauchinango	100,023,932.45	100,023,932.00
21072	Huehuetla	60,819,020.93	60,819,021.00
21073	Huehuetlán el Chico	16,003,462.21	16,003,462.00
21074	Huejotzingo	49,382,707.85	49,382,708.00
21075	Hueyapan	27,243,070.76	27,243,071.00

8

PA

Handwritten signatures and initials at the bottom left of the page.

Clave INEGI del municipio	Municipio (i)	(15) Asignación FISMDf 2022	(16) Ajuste por redondeo a la asignación FISMDf 2022
21076	Hueytamalco	42,839,308.36	42,839,308.00
21077	Hueytlalpan	20,996,998.16	20,996,998.00
21078	Huitzilán de Serdán	45,526,574.43	45,526,574.00
21079	Huitziltepec	6,156,632.34	6,156,632.00
21080	Attequizayan	10,172,547.48	10,172,547.00
21081	Ixcamilpa de Guerrero	11,390,737.31	11,390,737.00
21082	Ixcaquixtla	12,357,453.12	12,357,453.00
21083	Ixtacamaxtitlán	63,451,363.95	63,451,364.00
21084	Ixtepec	19,652,891.50	19,652,892.00
21085	Izúcar de Matamoros	63,984,407.34	63,984,407.00
21086	Jalpan	30,811,098.51	30,811,099.00
21087	Jolalpan	32,505,548.25	32,505,548.00
21088	Jonotla	14,202,953.03	14,202,953.00
21089	Jopala	28,876,116.34	28,876,116.00
21090	Juan C. Bonilla	17,865,191.87	17,865,192.00
21091	Juan Galindo	6,234,154.63	6,234,155.00
21092	Juan N. Méndez	17,248,598.95	17,248,599.00
21093	Lafragua	16,308,044.38	16,308,044.00
21094	Libres	28,942,040.63	28,942,041.00
21095	La Magdalena Tlatlauquitepec	1,335,367.15	1,335,366.00
21096	Mazapiltepec de Juárez	4,888,326.20	4,888,326.00
21097	Mixtla	3,957,440.04	3,957,439.00
21098	Molcaxac	14,399,197.64	14,399,198.00
21099	Cañada Morelos	33,824,701.78	33,824,702.00
21100	Naupan	24,206,157.77	24,206,158.00
21101	Nauzontla	7,969,530.13	7,969,530.00
21102	Nealtican	12,367,411.22	12,367,411.00
21103	Nicolás Bravo	10,855,325.50	10,855,325.00
21104	Nopalucan	28,999,378.71	28,999,379.00
21105	Ocoatepec	9,065,034.18	9,065,034.00
21106	Ocoyucan	40,570,557.57	40,570,558.00
21107	Olintla	35,256,399.20	35,256,399.00
21108	Oriental	16,944,736.84	16,944,737.00
21109	Pahuatlán	45,804,166.88	45,804,167.00
21110	Palmar de Bravo	78,636,024.77	78,636,025.00

Clave INEGI del municipio	Municipio (i)	(15) Asignación FISMD 2022	(16) Ajuste por redondeo a la asignación FISMD 2022
21111	Pantepec	46,335,858.33	46,335,858.00
21112	Petlalcingo	22,768,481.98	22,768,482.00
21113	Pixtla	9,983,922.83	9,983,923.00
21114	Puebla	342,568,567.77	342,568,568.00
21115	Quecholac	71,539,774.73	71,539,775.00
21116	Quimixtlán	70,511,639.83	70,511,640.00
21117	Rafael Lara Grajales	8,096,376.80	8,096,377.00
21118	Los Reyes de Juárez	29,319,117.05	29,319,117.00
21119	San Andrés Cholula	49,365,961.10	49,365,961.00
21120	San Antonio Cañada	11,947,957.45	11,947,957.00
21121	San Diego la Mesa Tochimilzingo	5,895,887.74	5,895,888.00
21122	San Felipe Teotlalcingo	10,296,862.99	10,296,863.00
21123	San Felipe Tepatlán	11,644,226.62	11,644,227.00
21124	San Gabriel Chilac	20,661,588.98	20,661,589.00
21125	San Gregorio Atzompa	6,491,573.68	6,491,574.00
21126	San Jerónimo Tecuanipan	10,005,251.15	10,005,251.00
21127	San Jerónimo Xayacatlán	10,735,308.25	10,735,308.00
21128	San José Chiapa	8,644,304.08	8,644,304.00
21129	San José Miahuatlán	18,899,039.82	18,899,040.00
21130	San Juan Atenco	8,478,575.65	8,478,576.00
21131	San Juan Atzompa	4,304,195.11	4,304,195.00
21132	San Martín Texmelucan	66,764,817.87	66,764,818.00
21133	San Martín Totoltepec	6,600,747.64	6,600,748.00
21134	San Matías Tlalancaleca	16,541,542.25	16,541,542.00
21135	San Miguel Ixtlán	5,980,490.29	5,980,490.00
21136	San Miguel Xoxtla	4,185,027.17	4,185,027.00
21137	San Nicolás Buenos Aires	13,683,897.77	13,683,898.00
21138	San Nicolás de los Ranchos	17,165,242.32	17,165,242.00
21139	San Pablo Anicano	6,097,971.51	6,097,972.00
21140	San Pedro Cholula	61,560,166.16	61,560,166.00
21141	San Pedro Yeloixtlahuaca	6,208,981.00	6,208,981.00
21142	San Salvador el Seco	34,886,324.35	34,886,324.00
21143	San Salvador el Verde	20,399,501.17	20,399,501.00
21144	San Salvador Huixcolotla	12,039,698.65	12,039,699.00
21145	San Sebastián Tlacotepec	61,046,422.60	61,046,423.00

Clave INEGI del municipio	Municipio (i)	(15) Asignación FISMDF 2022	(16) Ajuste por redondeo a la asignación FISMDF 2022
21146	Santa Catarina Tlaltempan	3,855,067.98	3,855,067.00
21147	Santa Inés Ahuatempan	16,014,645.74	16,014,646.00
21148	Santa Isabel Cholula	13,243,408.59	13,243,409.00
21149	Santiago Miahuatlán	20,299,304.91	20,299,305.00
21150	Huehuetlán el Grande	18,377,825.22	18,377,825.00
21151	Santo Tomás Hueyotlipán	8,630,403.18	8,630,403.00
21152	Soltepec	19,550,969.63	19,550,970.00
21153	Tecali de Herrera	15,454,112.15	15,454,112.00
21154	Tecamachalco	46,315,532.86	46,315,533.00
21155	Tecomatlán	10,223,558.53	10,223,559.00
21156	Tehuacán	127,689,337.41	127,689,337.00
21157	Tehuitzingo	15,592,674.31	15,592,674.00
21158	Tenampulco	17,018,214.60	17,018,215.00
21159	Teopantlán	12,546,645.73	12,546,646.00
21160	Teotlalco	7,053,046.02	7,053,046.00
21161	Tepanco de López	22,457,008.14	22,457,008.00
21162	Tepango de Rodríguez	13,534,334.43	13,534,334.00
21163	Tepatlixco de Hidalgo	12,251,430.22	12,251,430.00
21164	Tepeaca	72,789,392.77	72,789,393.00
21165	Tepemaxalco	4,917,077.98	4,917,078.00
21166	Tepeojuma	14,115,816.18	14,115,816.00
21167	Tepetzintla	29,358,727.69	29,358,728.00
21168	Tepexco	16,010,446.36	16,010,446.00
21169	Tepexi de Rodríguez	42,669,056.43	42,669,056.00
21170	Tepeyahualco	33,298,945.14	33,298,945.00
21171	Tepeyahualco de Cuauhtémoc	4,632,442.95	4,632,443.00
21172	Tetela de Ocampo	43,820,186.78	43,820,187.00
21173	Teteles de Avila Castillo	7,889,111.86	7,889,112.00
21174	Teziutlán	40,119,815.11	40,119,815.00
21175	Tianguismanalco	19,589,538.39	19,589,538.00
21176	Tilapa	8,781,925.92	8,781,926.00
21177	Tlacotepec de Benito Juárez	69,779,047.33	69,779,047.00
21178	Tlaciuitopepec	53,870,088.83	53,870,089.00
21179	Tlachichuca	44,697,779.04	44,697,779.00
21180	Tlahuapan	35,168,557.69	35,168,558.00

Clave INEGI del municipio	Municipio (i)	(15) Asignación FISMD 2022	(16) Ajuste por redondeo a la asignación FISMD 2022
21181	Tlaltenango	9,122,978.53	9,122,979.00
21182	Tlanepantla	7,141,584.43	7,141,584.00
21183	Tlaola	38,726,869.78	38,726,870.00
21184	Tlapacoya	19,847,149.94	19,847,150.00
21185	Tlapanalá	12,555,874.64	12,555,875.00
21186	Tlatlauquitepec	65,681,207.20	65,681,207.00
21187	Tlaxco	16,697,673.87	16,697,674.00
21188	Tochimilco	49,963,194.59	49,963,195.00
21189	Tochtepec	15,429,665.32	15,429,665.00
21190	Totoltepec de Guerrero	4,584,717.56	4,584,718.00
21191	Tulcingo	15,782,055.08	15,782,055.00
21192	Tuzamapan de Galeana	13,756,455.07	13,756,455.00
21193	Tzicatlacoyan	14,014,727.41	14,014,727.00
21194	Venustiano Carranza	28,001,943.63	28,001,944.00
21195	Vicente Guerrero	87,897,317.93	87,897,318.00
21196	Xayacatlán de Bravo	5,877,169.80	5,877,170.00
21197	Xicotepc	80,507,532.23	80,507,532.00
21198	Xicotlán	7,170,220.97	7,170,221.00
21199	Xiutetelco	71,986,857.49	71,986,857.00
21200	Xochiapulco	9,771,044.90	9,771,045.00
21201	Xochiltepec	6,952,489.94	6,952,490.00
21202	Xochitlán de Vicente Suárez	31,579,798.14	31,579,798.00
21203	Xochitlán Todos Santos	15,254,118.62	15,254,119.00
21204	Yaonáhuac	11,624,305.88	11,624,306.00
21205	Yehualtepec	23,862,030.27	23,862,030.00
21206	Zacapala	10,077,506.05	10,077,506.00
21207	Zacapoaxtla	89,239,375.21	89,239,375.00
21208	Zacatlán	89,434,248.72	89,434,249.00
21209	Zapotitlán	12,230,673.98	12,230,674.00
21210	Zapotitlán de Méndez	13,077,341.58	13,077,342.00
21211	Zaragoza	10,085,238.20	10,085,238.00
21212	Zautla	41,224,276.71	41,224,277.00
21213	Zihuateutla	24,277,773.44	24,277,773.00
21214	Zinacatepec	19,404,008.21	19,404,008.00
21215	Zongozotla	12,282,173.41	12,282,173.00

Clave INEGI del municipio	Municipio (i)	(15) Asignación FISMDF 2022	(16) Ajuste por redondeo a la asignación FISMDF 2022
21216	Zoquiapan	9,527,721.65	9,527,722.00
21217	Zoquitlán	81,898,291.02	81,898,291.00
TOTAL		6,223,426,690.00	6,223,426,690.00

OCTAVO. – Los recursos que los municipios y alcaldías ejecuten, conforme a los montos de asignación estimada en el paso 7 del apartado **SÉPTIMO** del presente Anexo, conforme a la normatividad aplicable, estarán en función de las ministraciones que, con cargo al Fondo de Aportaciones para la Infraestructura Social, realice la Federación a las entidades.

El presente documento que consta de 47 fojas, se firma para su constancia y validez en tres ejemplares originales en la Ciudad de México, a los 25 días del mes de enero del año 2022 y forma parte del **"CONVENIO PARA ACORDAR LA METODOLOGÍA, FUENTES DE INFORMACIÓN, MECANISMO DE DISTRIBUCIÓN DEL FONDO PARA LA INFRAESTRUCTURA SOCIAL MUNICIPAL Y DE LAS DEMARCACIONES TERRITORIALES DEL DISTRITO FEDERAL, Y ACCIONES PARA LA PLANEACIÓN, OPERACIÓN Y SEGUIMIENTO DEL FONDO DE APORTACIONES PARA LA INFRAESTRUCTURA SOCIAL, QUE FORMA PARTE DEL RAMO GENERAL 33, "APORTACIONES FEDERALES PARA ENTIDADES FEDERATIVAS Y MUNICIPIOS"; CORRESPONDIENTES AL ESTADO DE PUEBLA**, formalizado entre la **"SECRETARÍA DE BIENESTAR"** y la **"ENTIDAD"**, con fecha de 25 de enero de 2022, como anexo del mismo.

LAS PARTES:


POR "BIENESTAR"

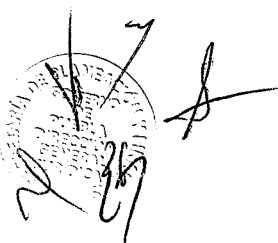
POR "LA ENTIDAD"


LA SECRETARIA DE BIENESTAR

**EL GOBERNADOR CONSTITUCIONAL
DEL ESTADO LIBRE Y SOBERANO DE
PUEBLA**


ARIADNA MONTIEL REYES



**LUIS MIGUEL GERÓNIMO BARBOSA
HUERTA**





ASISTIDOS POR:

**EL DIRECTOR DE NORMATIVIDAD Y
PROCESOS PARA EL DESARROLLO
REGIONAL**




**PEDRO ALEJANDRO FERNÁNDEZ
HUERTA**

**LA SECRETARIA DE PLANEACIÓN Y
FINANZAS DEL GOBIERNO DEL ESTADO
DE PUEBLA**




**LA DELEGADA DE PROGRAMAS
PARA EL DESARROLLO EN EL
ESTADO DE PUEBLA**



VIDA INÉS VARGAS CUANALO

**LA SECRETARIA DE BIENESTAR DEL
GOBIERNO DEL ESTADO DE PUEBLA**



LIZETH SÁNCHEZ GARCÍA

La presente hoja de firmas corresponde al Anexo Metodológico del Convenio para acordar la metodología, fuentes de información, mecanismo de distribución del Fondo para la Infraestructura Social Municipal y de las Demarcaciones Territoriales del Distrito Federal, y Acciones para la Planeación, Operación y Seguimiento del Fondo de Aportaciones para la Infraestructura Social, que forma parte del Ramo General 33, "Aportaciones Federales para Entidades Federativas y Municipios", que suscriben por una parte, el Ejecutivo Federal a través de la Secretaría de Bienestar y el Ejecutivo del Estado de Puebla, de fecha 25 de enero de dos mil veintidós.

