

Estadística de Flota Aérea Nacional

Tercer Trimestre 2020



COMUNICACIONES
SECRETARÍA DE COMUNICACIONES Y TRANSPORTES



AFAC
AGENCIA FEDERAL
DE AVIACIÓN CIVIL

AVISO

El día 13 de marzo de 2019, la entonces Dirección General de Aeronáutica Civil emitió la

Directiva de Aeronavegabilidad de Emergencia No. 2019-01

en donde se determina la suspensión de operaciones de vuelo a aeronaves marca Boeing modelos 737-8 y 737-9 (737 - MAX)

Se puede acceder al documento completo en el siguiente enlace:

<http://www.sct.gob.mx/fileadmin/DireccionesGrales/DGAC-archivo/modulo2/dae-no-2019-01-140319.pdf>



COMUNICACIONES

SECRETARÍA DE COMUNICACIONES Y TRANSPORTES



AFAC

AGENCIA FEDERAL
DE AVIACIÓN CIVIL



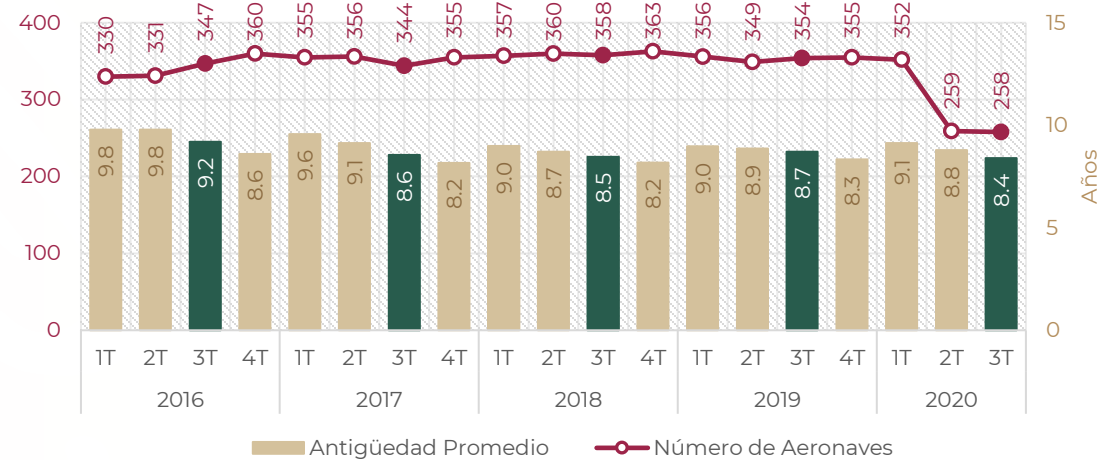
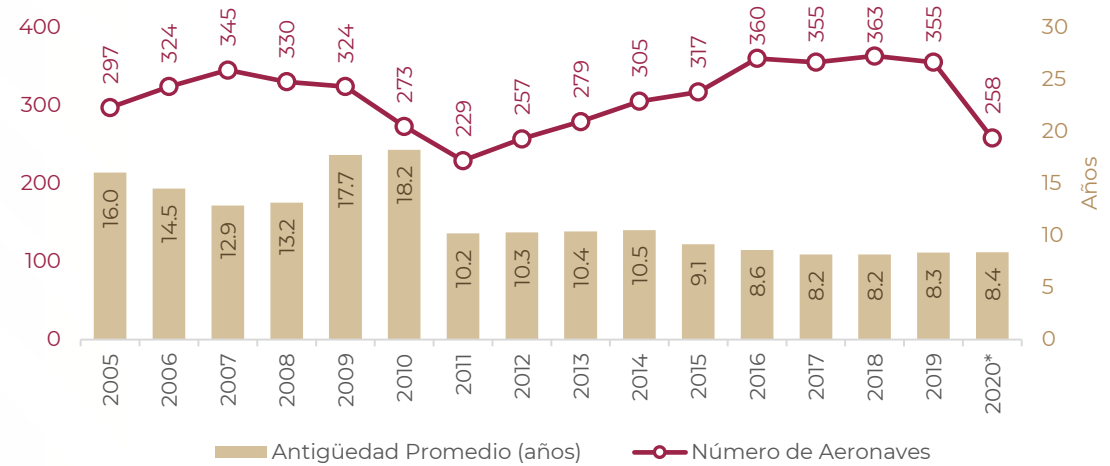
FLOTA AÉREA NACIONAL



Todas las cifras que se presentan a continuación corresponden al parque aeronáutico de las aerolíneas nacionales. Se contabilizan las aeronaves con por lo menos una operación de Aviación Regular en el trimestre correspondiente.

| Año | Número de Aeronaves | Antigüedad Promedio (años) |
|-------|---------------------|----------------------------|
| 2005 | 297 | 16.0 |
| 2006 | 324 | 14.5 |
| 2007 | 345 | 12.9 |
| 2008 | 330 | 13.2 |
| 2009 | 324 | 17.7 |
| 2010 | 273 | 18.2 |
| 2011 | 229 | 10.2 |
| 2012 | 257 | 10.3 |
| 2013 | 279 | 10.4 |
| 2014 | 305 | 10.5 |
| 2015 | 317 | 9.1 |
| 2016 | 360 | 8.6 |
| 2017 | 355 | 8.2 |
| 2018 | 363 | 8.2 |
| 2019 | 355 | 8.3 |
| 2020* | 258 | 8.4 |

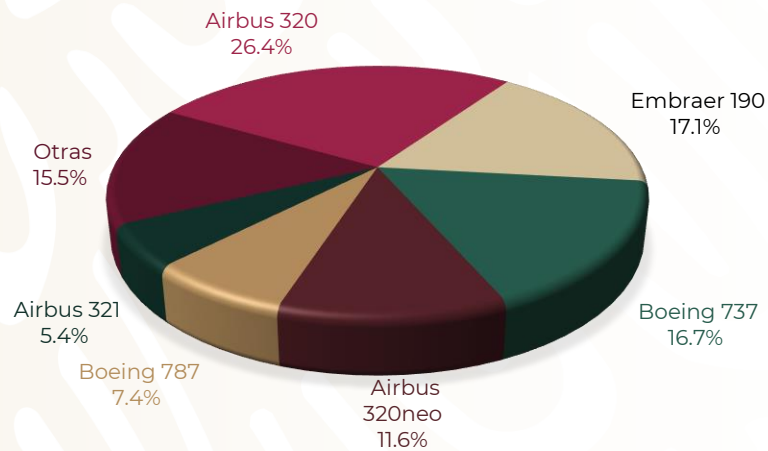
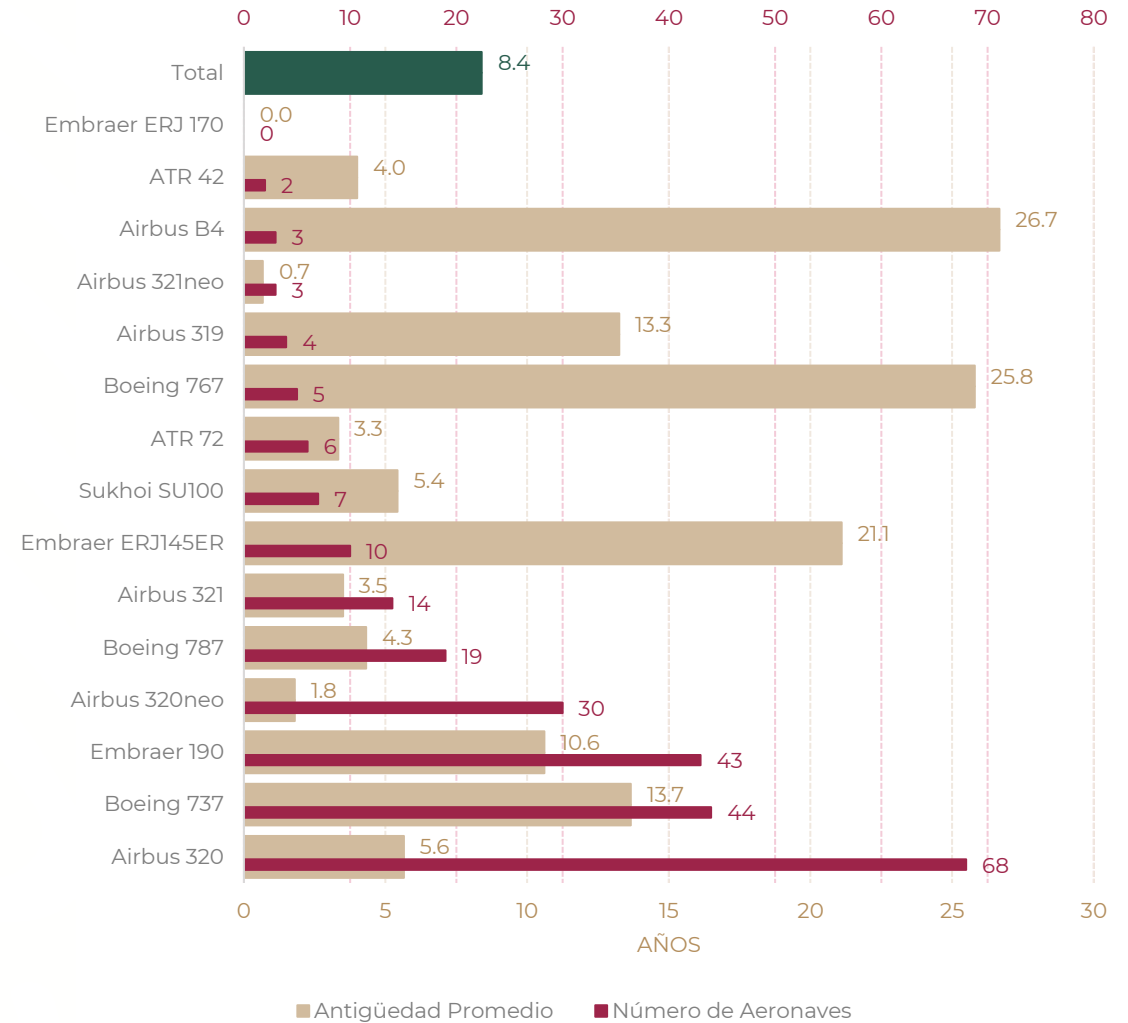
Datos al cuarto trimestre de cada año, excepto 2020* con datos al tercer trimestre.



POR TIPO DE AERONAVE



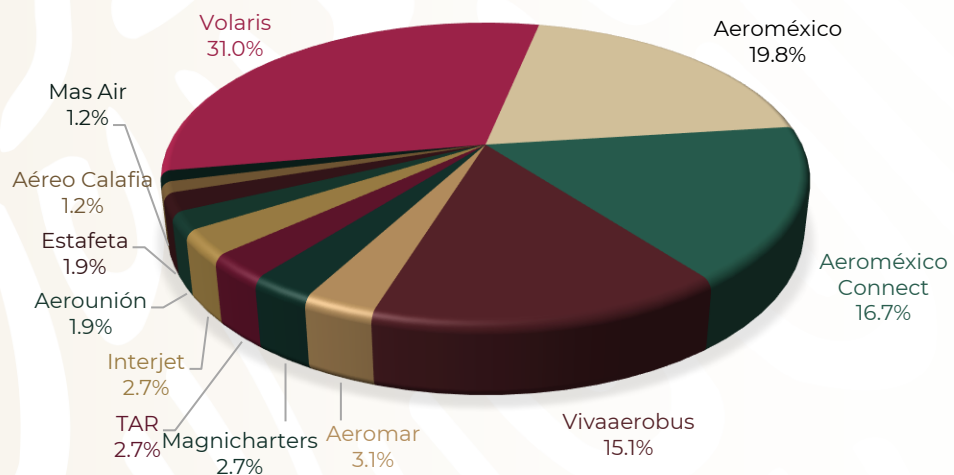
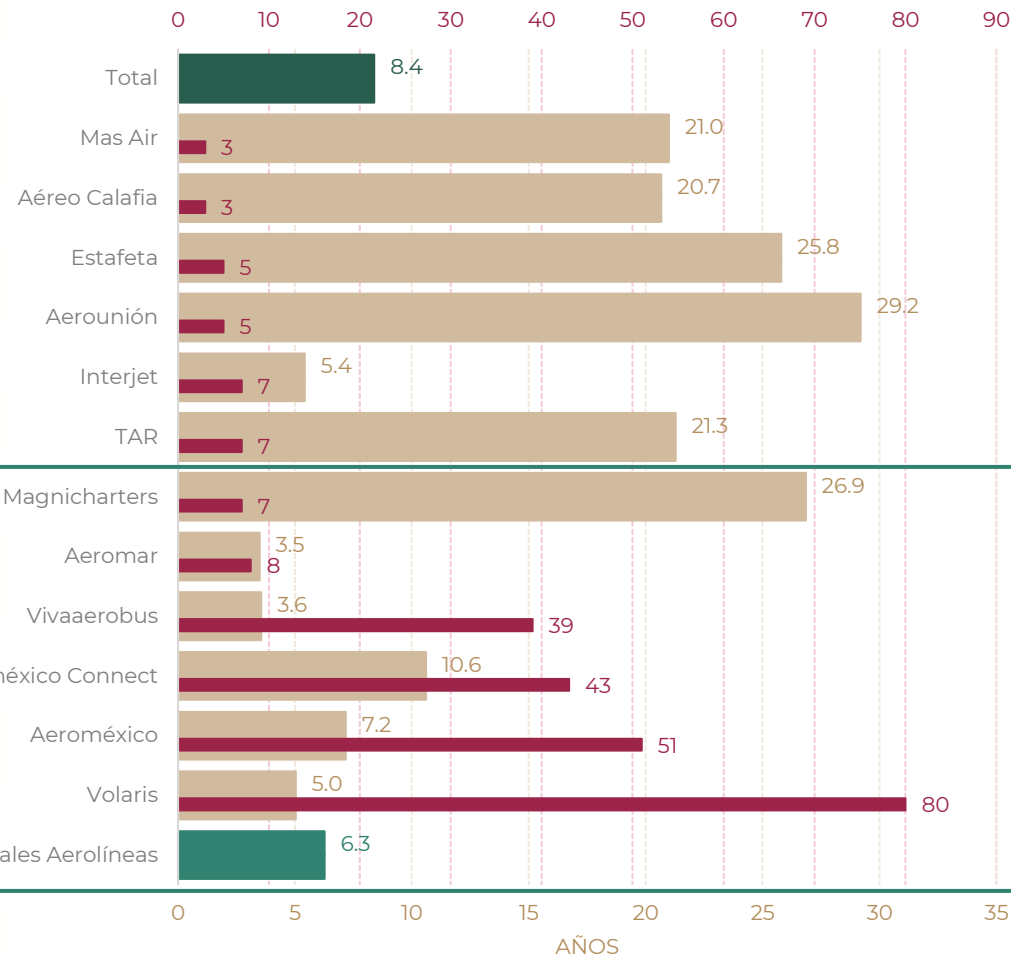
| Modelo de Aeronave | Número de Aeronaves | Antigüedad Promedio |
|--------------------|---------------------|---------------------|
| Airbus 320 | 68 | 5.6 |
| Boeing 737 | 44 | 13.7 |
| Embraer 190 | 43 | 10.6 |
| Airbus 320neo | 30 | 1.8 |
| Boeing 787 | 19 | 4.3 |
| Airbus 321 | 14 | 3.5 |
| Embraer ERJ145ER | 10 | 21.1 |
| Sukhoi SU100 | 7 | 5.4 |
| ATR 72 | 6 | 3.3 |
| Boeing 767 | 5 | 25.8 |
| Airbus 319 | 4 | 13.3 |
| Airbus 321neo | 3 | 0.7 |
| Airbus B4 | 3 | 26.7 |
| ATR 42 | 2 | 4.0 |
| Embraer ERJ 170 | 0 | 0.0 |
| Total | 258 | 8.4 |



POR EMPRESA



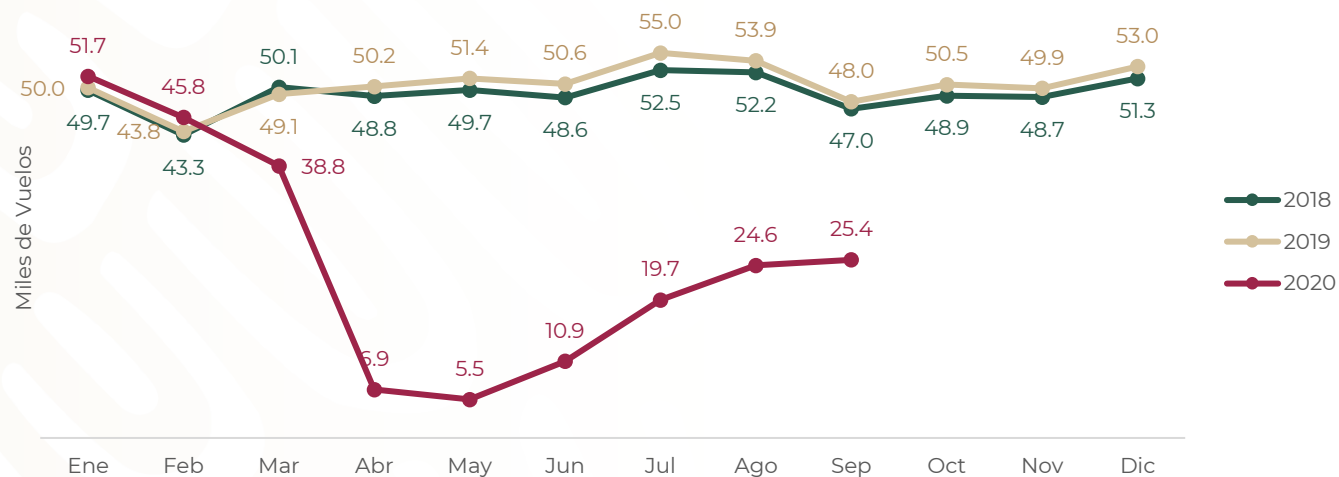
| Aerolínea | Número de Aeronaves | Antigüedad Promedio |
|--------------------|---------------------|---------------------|
| Volaris | 80 | 5.0 |
| Aeroméxico | 51 | 7.2 |
| Aeroméxico Connect | 43 | 10.6 |
| Vivaaerobus | 39 | 3.6 |
| Aeromar | 8 | 3.5 |
| Magnicharters | 7 | 26.9 |
| TAR | 7 | 21.3 |
| Interjet | 7 | 5.4 |
| Aerounión | 5 | 29.2 |
| Estafeta | 5 | 25.8 |
| Aéreo Calafia | 3 | 20.7 |
| Mas Air | 3 | 21.0 |
| Total | 258 | 8.4 |



OPERACIONES



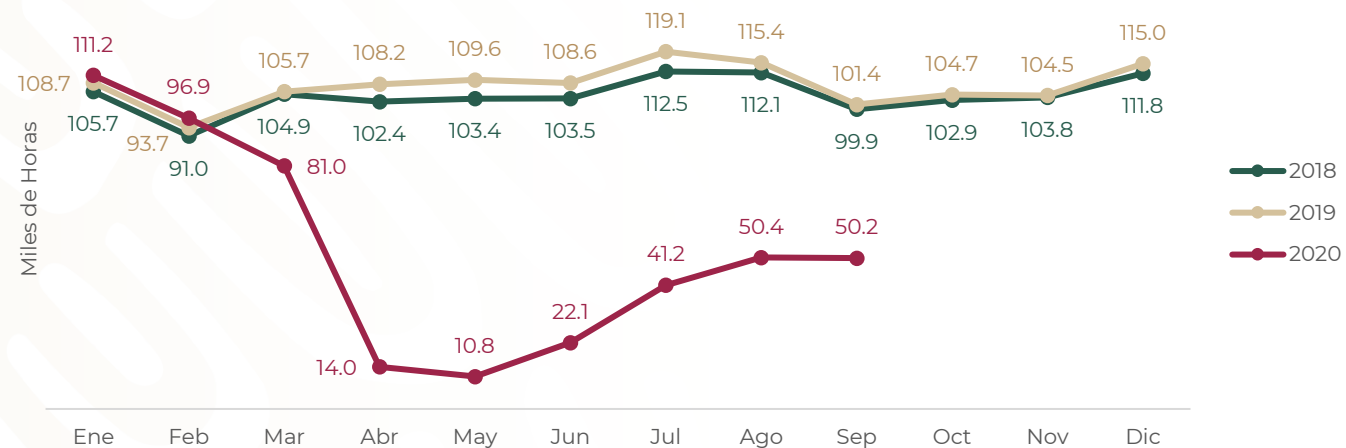
| Modelo de Aeronave | ene-20 | feb-20 | mar-20 | abr-20 | may-20 | jun-20 | jul-20 | ago-20 | sep-20 | oct-20 | nov-20 | dic-20 | Total |
|--------------------|---------------|---------------|---------------|--------------|--------------|---------------|---------------|---------------|---------------|----------|----------|----------|----------------|
| Airbus 320 | 17,893 | 16,260 | 13,483 | 1,380 | 827 | 3,612 | 5,661 | 7,060 | 7,483 | - | - | - | 73,659 |
| Embraer 190 | 8,448 | 7,376 | 6,630 | 1,726 | 1,262 | 1,559 | 3,801 | 4,481 | 4,572 | - | - | - | 39,855 |
| Boeing 737 | 7,242 | 6,077 | 5,233 | 1,101 | 828 | 1,736 | 2,960 | 3,484 | 3,565 | - | - | - | 32,226 |
| Airbus 320neo | 5,127 | 4,399 | 4,010 | 1,288 | 1,278 | 2,117 | 2,784 | 3,444 | 3,642 | - | - | - | 28,089 |
| Airbus 321 | 4,260 | 3,812 | 3,212 | 110 | - | 192 | 1,685 | 2,057 | 2,054 | - | - | - | 17,382 |
| Embraer ERJ145ER | 2,227 | 1,891 | 1,536 | 84 | 133 | 225 | 422 | 861 | 977 | - | - | - | 8,356 |
| ATR 72 | 1,472 | 1,305 | 1,290 | 315 | 373 | 455 | 715 | 837 | 624 | - | - | - | 7,386 |
| Embraer ERJ 170 | 1,606 | 1,577 | 881 | 49 | 24 | 24 | - | - | - | - | - | - | 4,161 |
| Sukhoi SU100 | 466 | 402 | 203 | 32 | 170 | 326 | 540 | 765 | 820 | - | - | - | 3,724 |
| Boeing 787 | 900 | 791 | 627 | 59 | 37 | 51 | 216 | 244 | 381 | - | - | - | 3,306 |
| Airbus 319 | 583 | 601 | 513 | 218 | 2 | 32 | 135 | 246 | 195 | - | - | - | 2,525 |
| Boeing 767 | 330 | 281 | 236 | 301 | 313 | 198 | 195 | 240 | 373 | - | - | - | 2,467 |
| ATR 42 | 691 | 625 | 570 | 48 | 30 | 58 | 91 | 160 | 94 | - | - | - | 2,367 |
| Airbus 321neo | 319 | 315 | 288 | 100 | 87 | 133 | 274 | 429 | 419 | - | - | - | 2,364 |
| Airbus B4 | 87 | 59 | 137 | 81 | 108 | 220 | 221 | 321 | 228 | - | - | - | 1,462 |
| Total | 51,651 | 45,771 | 38,849 | 6,892 | 5,472 | 10,938 | 19,700 | 24,629 | 25,427 | - | - | - | 229,329 |



HORAS DE VUELO



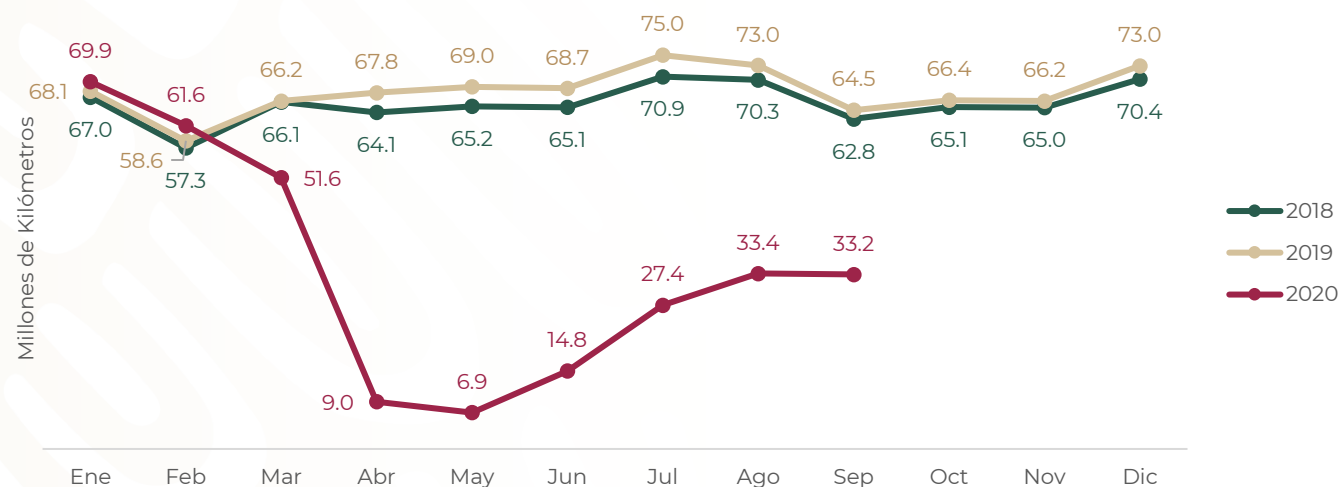
| Modelo de Aeronave | ene-20 | feb-20 | mar-20 | abr-20 | may-20 | jun-20 | jul-20 | ago-20 | sep-20 | oct-20 | nov-20 | dic-20 | Total |
|--------------------|----------------|---------------|---------------|---------------|---------------|---------------|---------------|---------------|---------------|----------|----------|----------|----------------|
| Airbus 320 | 35,398 | 32,088 | 26,646 | 2,686 | 1,604 | 7,641 | 12,122 | 14,824 | 15,197 | - | - | - | 148,206 |
| Boeing 737 | 21,019 | 17,324 | 14,497 | 2,256 | 1,630 | 3,883 | 7,453 | 8,848 | 7,938 | - | - | - | 84,849 |
| Embraer 190 | 16,296 | 13,760 | 11,826 | 3,158 | 2,253 | 2,533 | 6,746 | 7,671 | 7,622 | - | - | - | 71,866 |
| Airbus 320neo | 10,033 | 8,522 | 7,565 | 2,528 | 2,413 | 4,190 | 5,513 | 6,678 | 7,071 | - | - | - | 54,512 |
| Airbus 321 | 7,998 | 6,978 | 6,073 | 209 | - | 358 | 3,085 | 3,715 | 3,752 | - | - | - | 32,169 |
| Boeing 787 | 9,065 | 7,929 | 6,012 | 602 | 423 | 555 | 1,843 | 2,141 | 2,461 | - | - | - | 31,030 |
| Embraer ERJ145ER | 2,702 | 2,365 | 1,846 | 97 | 166 | 244 | 462 | 981 | 1,119 | - | - | - | 9,983 |
| ATR 72 | 1,802 | 1,554 | 1,527 | 369 | 406 | 499 | 792 | 933 | 719 | - | - | - | 8,601 |
| Boeing 767 | 1,029 | 838 | 677 | 944 | 1,052 | 610 | 659 | 810 | 1,135 | - | - | - | 7,753 |
| Airbus 319 | 1,365 | 1,399 | 1,189 | 508 | 7 | 61 | 379 | 731 | 519 | - | - | - | 6,159 |
| Embraer ERJ 170 | 2,286 | 2,210 | 1,255 | 77 | 39 | 37 | - | - | - | - | - | - | 5,905 |
| Airbus 321neo | 682 | 674 | 627 | 205 | 145 | 297 | 567 | 853 | 814 | - | - | - | 4,862 |
| Sukhoi SU100 | 427 | 360 | 179 | 42 | 237 | 437 | 807 | 1,178 | 1,193 | - | - | - | 4,859 |
| Airbus B4 | 306 | 167 | 431 | 254 | 357 | 651 | 671 | 868 | 595 | - | - | - | 4,300 |
| ATR 42 | 778 | 718 | 642 | 53 | 27 | 68 | 118 | 201 | 102 | - | - | - | 2,707 |
| Total | 111,185 | 96,887 | 80,995 | 13,986 | 10,759 | 22,065 | 41,216 | 50,430 | 50,237 | - | - | - | 477,759 |



KILÓMETROS VOLADOS



| Modelo de Aeronave | ene-20 | feb-20 | mar-20 | abr-20 | may-20 | jun-20 | jul-20 | ago-20 | sep-20 | oct-20 | nov-20 | dic-20 | Total |
|--------------------|-------------------|-------------------|-------------------|------------------|------------------|-------------------|-------------------|-------------------|-------------------|----------|----------|----------|--------------------|
| Airbus 320 | 24,642,258 | 22,525,329 | 18,739,496 | 1,940,945 | 1,187,388 | 5,658,258 | 8,923,089 | 10,865,840 | 11,118,424 | - | - | - | 105,601,027 |
| Boeing 737 | 12,147,495 | 10,080,678 | 8,524,820 | 1,296,539 | 934,124 | 2,311,144 | 4,538,911 | 5,408,466 | 4,662,795 | - | - | - | 49,904,972 |
| Airbus 320neo | 6,975,748 | 5,965,830 | 5,291,582 | 1,833,161 | 1,761,268 | 3,068,768 | 3,998,273 | 4,838,592 | 5,151,628 | - | - | - | 38,884,850 |
| Embraer 190 | 7,793,426 | 6,624,733 | 5,736,073 | 1,680,401 | 1,204,194 | 1,297,278 | 3,510,745 | 3,886,836 | 3,846,010 | - | - | - | 35,579,696 |
| Boeing 787 | 7,168,741 | 6,310,283 | 4,762,968 | 490,627 | 351,578 | 462,565 | 1,498,347 | 1,738,513 | 1,926,819 | - | - | - | 24,710,441 |
| Airbus 321 | 5,592,154 | 4,888,820 | 4,282,869 | 151,107 | - | 260,666 | 2,221,500 | 2,667,400 | 2,713,453 | - | - | - | 22,777,969 |
| Boeing 767 | 659,975 | 558,125 | 454,888 | 617,601 | 698,230 | 442,588 | 434,359 | 544,921 | 772,217 | - | - | - | 5,182,904 |
| Airbus 319 | 964,359 | 996,248 | 847,069 | 374,277 | 5,278 | 43,830 | 286,798 | 551,827 | 389,471 | - | - | - | 4,459,157 |
| Embraer ERJ145ER | 1,205,089 | 1,027,192 | 822,356 | 42,522 | 74,931 | 112,733 | 212,518 | 452,073 | 509,552 | - | - | - | 4,458,966 |
| Airbus 321neo | 489,810 | 487,376 | 448,965 | 148,415 | 103,530 | 223,072 | 419,557 | 628,266 | 596,802 | - | - | - | 3,545,793 |
| Sukhoi SU100 | 262,832 | 224,192 | 109,841 | 28,784 | 164,776 | 300,132 | 558,824 | 813,206 | 825,733 | - | - | - | 3,288,320 |
| ATR 72 | 645,253 | 557,713 | 555,476 | 141,471 | 151,768 | 185,426 | 289,069 | 340,516 | 255,207 | - | - | - | 3,121,899 |
| Airbus B4 | 200,572 | 114,158 | 282,068 | 168,080 | 245,850 | 417,769 | 435,205 | 570,220 | 397,299 | - | - | - | 2,831,221 |
| Embraer ERJ 170 | 906,079 | 928,840 | 546,034 | 40,098 | 20,176 | 18,282 | - | - | - | - | - | - | 2,459,509 |
| ATR 42 | 279,921 | 263,013 | 239,708 | 20,973 | 10,094 | 27,856 | 46,506 | 78,260 | 38,040 | - | - | - | 1,004,371 |
| Total | 69,933,712 | 61,552,530 | 51,644,213 | 8,975,001 | 6,913,185 | 14,830,367 | 27,373,701 | 33,384,936 | 33,203,450 | - | - | - | 307,811,095 |





Más estadísticas disponibles en:

<http://www.sct.gob.mx/transporte-y-medicina-preventiva/aeronautica-civil/5-estadistica/>



COMUNICACIONES
SECRETARÍA DE COMUNICACIONES Y TRANSPORTES



AFAC
AGENCIA FEDERAL
DE AVIACIÓN CIVIL