

REPORTE SEMANAL DE PRECIOS DE AZÚCAR,

No. 13, ciclo azucarero 2019/20

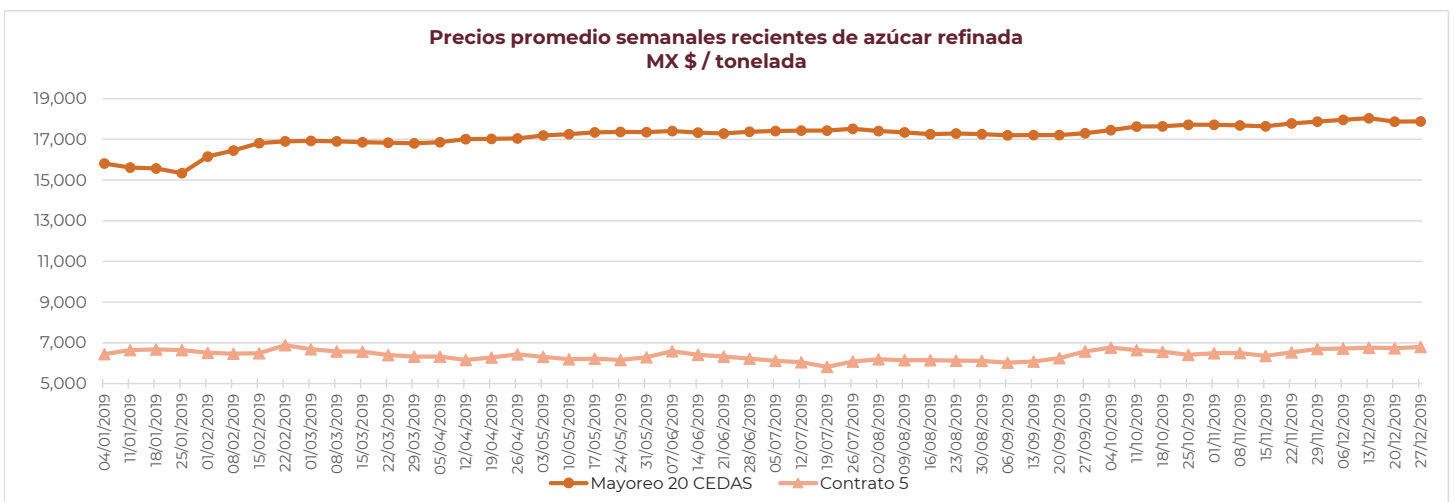
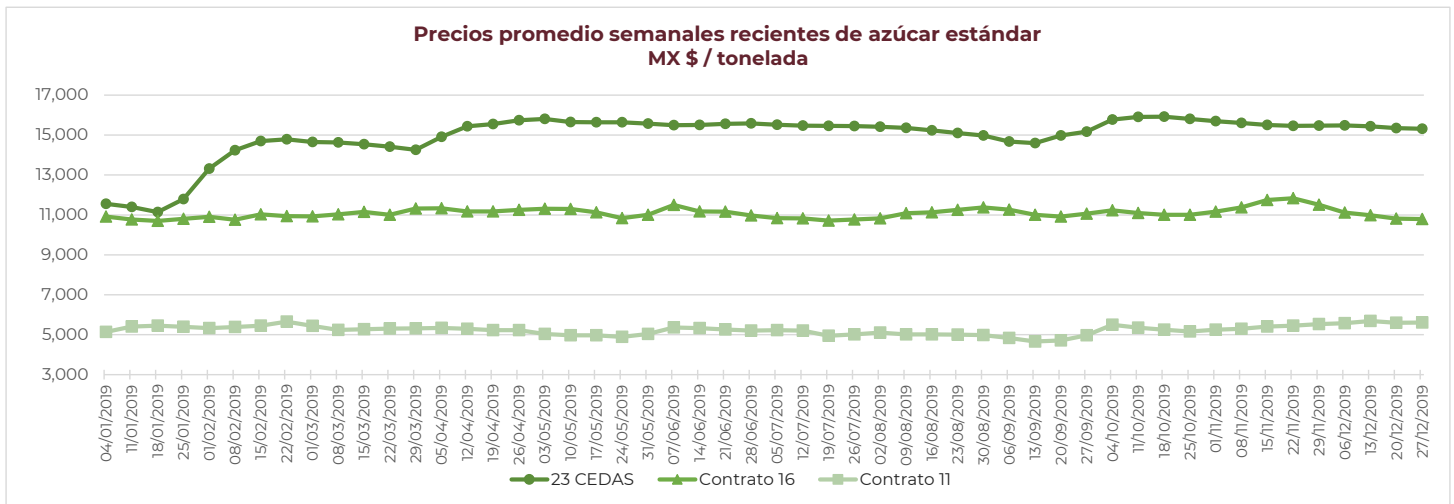
al 27/dic/2019



PRECIOS RECIENTES

| CONCEPTO | 23/12/2019 | 24/12/2019 | 25/12/2019 | 26/12/2019 | 27/12/2019 | Promedio Semanal | Promedio Mensual | Promedio del ciclo |
|--|------------|------------|------------|------------|------------|------------------|------------------|--------------------|
| Tipo de cambio fix (MX Pesos / US Dólar) | 18.94 | 18.96 | --- | 18.94 | 18.85 | 18.92 | 19.13 | 19.27 |
| MX \$ / TONELADA | | | | | | | | |
| AZÚCAR ESTÁNDAR | | | | | | | | |
| Mayoreo 23 CEDAS | 15,328.51 | 15,304.65 | --- | 15,316.74 | 15,295.15 | 15,311.26 | 15,401.11 | 15,601.02 |
| Contrato 16 | 10,801.29 | 10,816.01 | --- | 10,804.72 | 10,752.24 | 10,793.56 | 10,932.42 | 11,202.93 |
| Contrato 11 | 5,615.67 | 5,589.87 | --- | 5,613.27 | 5,625.40 | 5,611.05 | 5,613.22 | 5,429.32 |
| Consumidor * | --- | --- | --- | --- | --- | 24,063.33 | 23,206.75 | 23,324.11 |
| AZÚCAR REFINADA | | | | | | | | |
| Mayoreo 20 CEDAS | 17,988.70 | 17,929.62 | --- | 17,805.91 | 17,800.91 | 17,881.29 | 17,944.03 | 17,770.52 |
| Contrato 5 | 6,772.41 | 6,810.08 | --- | 6,802.97 | 6,810.66 | 6,799.03 | 6,750.62 | 6,609.38 |
| Consumidor * | --- | --- | --- | --- | --- | 29,328.33 | 29,290.42 | 28,996.09 |

* Nota: Precios promedio al consumidor en la Ciudad de México, Guadalajara, Jal., y Monterrey, N.L.



REPORTE SEMANAL DE PRECIOS DE AZÚCAR,

No. 13, ciclo azucarero 2019/20

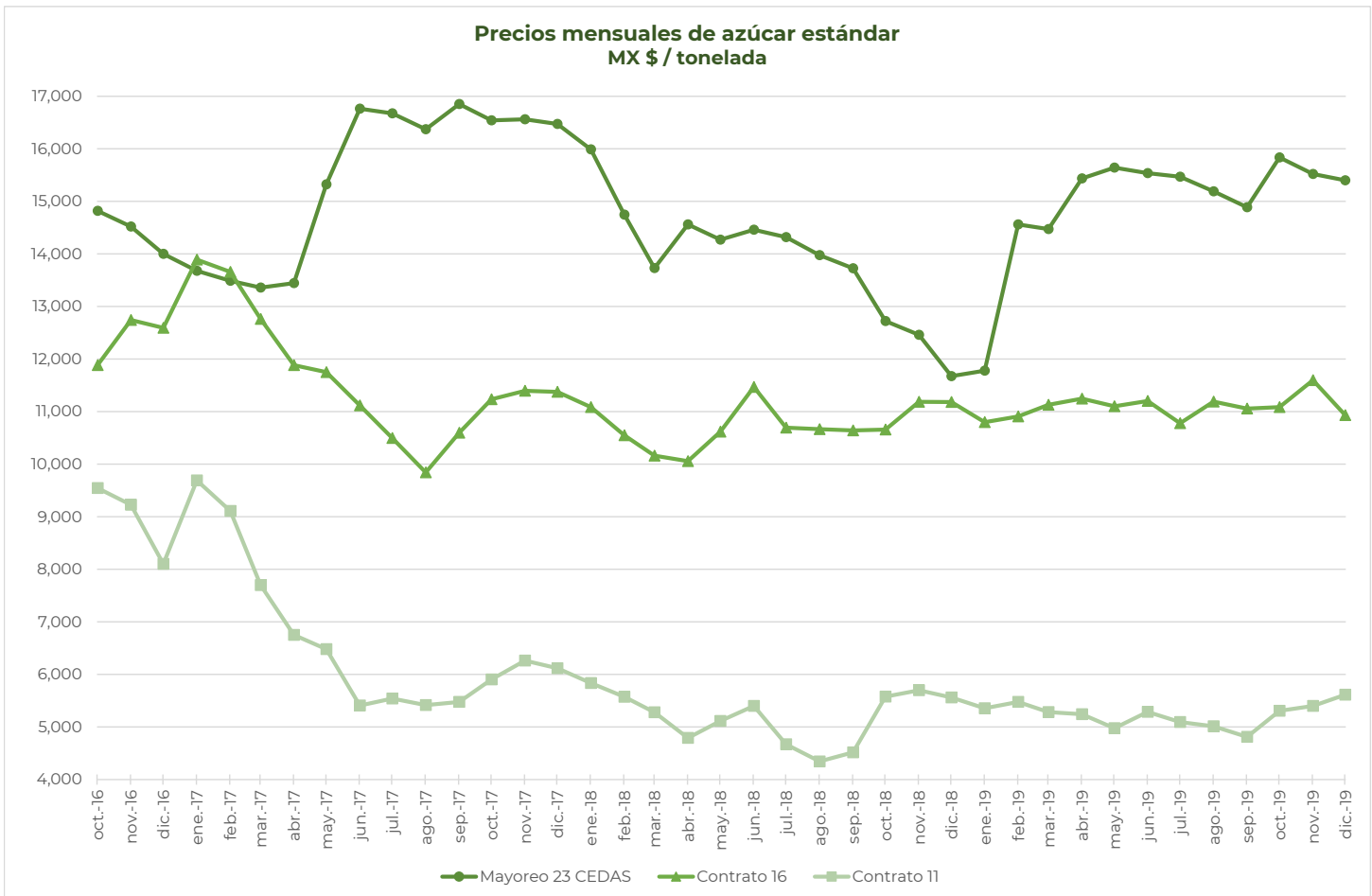
al 27/dic/2019



CICLO 2019/20 VS 2018/19

| CONCEPTO | Promedio semanal (Sem. 13 de cada ciclo) | | | Promedio mensual de cada ciclo | | | Promedio de cada ciclo | | |
|---|--|-----------------------|-------------|--------------------------------|----------------------|-------------|---------------------------|---------------------------|-------------|
| | 23 al 27 dic 2019 (a) | 24 al 28 dic 2018 (b) | Variación % | 2 al 27 dic 2019 (a) | 3 al 28 dic 2018 (b) | Variación % | 01 oct al 27 dic 2019 (a) | 01 oct al 28 dic 2018 (b) | Variación % |
| | MX Pesos / tonelada | | (a) / (b) | MX Pesos / tonelada | | (a) / (b) | MX Pesos / tonelada | | (a) / (b) |
| Tipo de cambio fix (MX \$/US \$) | 18.92 | 19.77 | -4.27 | 19.13 | 20.14 | -4.98 | 19.27 | 19.85 | -2.91 |
| AZÚCAR ESTÁNDAR | | | | | | | | | |
| Mayoreo 23 CEDAS | 15,311.26 | 11,492.24 | 33.23 | 15,401.11 | 11,675.80 | 31.91 | 15,601.02 | 12,297.54 | 26.86 |
| Contrato 16 | 10,793.56 | 11,013.59 | -2.00 | 10,932.42 | 11,197.46 | -2.37 | 11,202.93 | 11,005.95 | 1.79 |
| Contrato 11 | 5,611.05 | 5,385.39 | 4.19 | 5,613.22 | 5,582.22 | 0.56 | 5,429.32 | 5,619.06 | -3.38 |
| Consumidor * | 24,063.33 | 21,675.00 | 11.02 | 23,206.75 | 21,745.83 | 6.72 | 23,324.11 | 21,873.46 | 6.63 |
| AZÚCAR REFINADA | | | | | | | | | |
| Mayoreo 20 CEDAS | 17,881.29 | 15,811.00 | 13.09 | 17,944.03 | 15,713.27 | 14.20 | 17,770.52 | 15,940.98 | 11.48 |
| Contrato 5 | 6,799.03 | 6,672.94 | 1.89 | 6,750.62 | 6,875.47 | -1.82 | 6,609.38 | 6,921.05 | -4.50 |
| Consumidor * | 29,328.33 | 28,491.67 | 2.94 | 29,290.42 | 28,827.92 | 1.60 | 28,996.09 | 28,703.97 | 1.02 |

* Nota: Precios promedio al consumidor en la Ciudad de México, Guadalajara, Jal., y Monterrey, N.L.

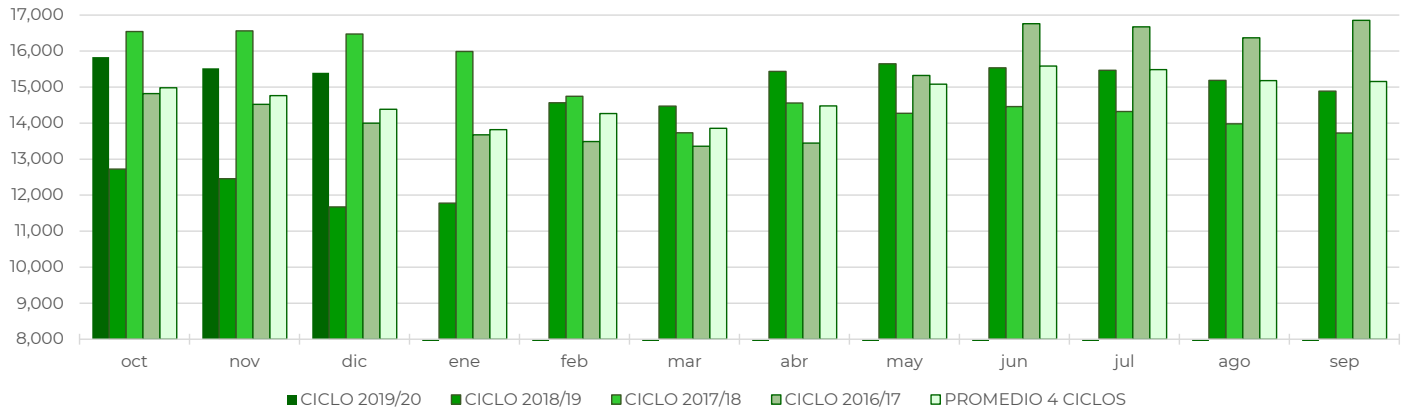


REPORTE SEMANAL DE PRECIOS DE AZÚCAR,

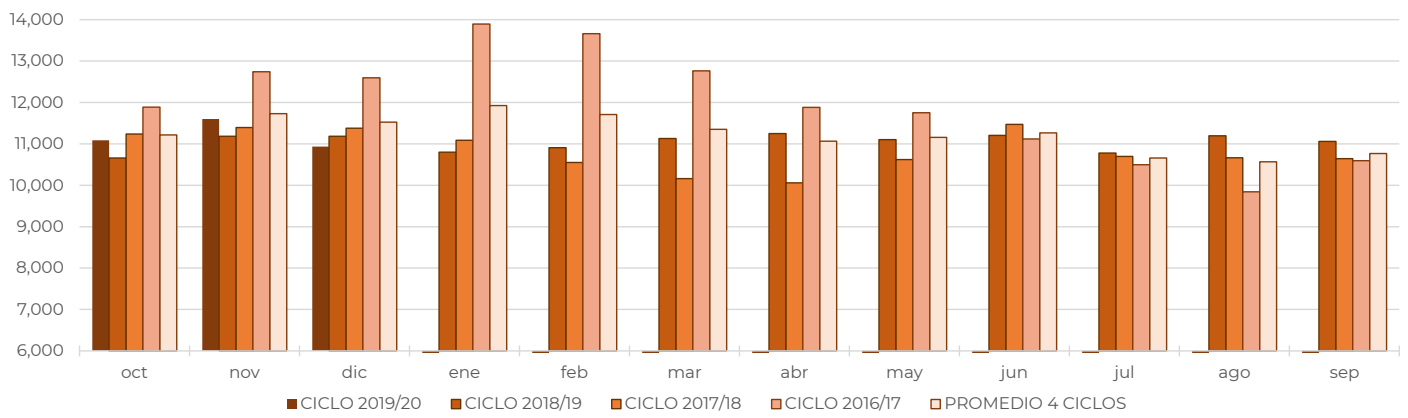
No. 13, ciclo azucarero 2019/20

al 27/dic/2019

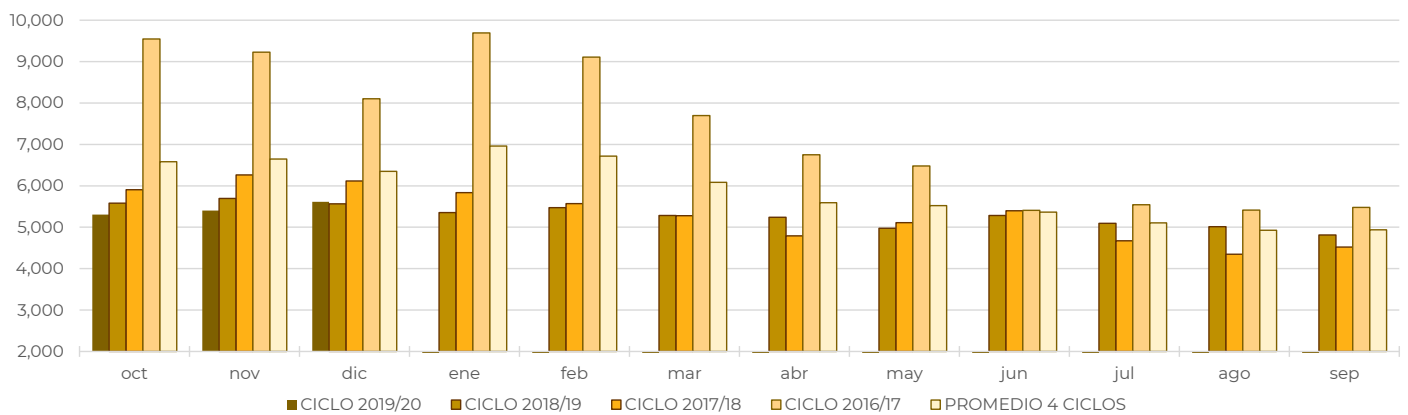
Comparativo de precios mensuales al mayoreo de azúcar estándar, 23 CEDAS
MX \$ / tonelada



Comparativo de precios mensuales de azúcar estándar, Contrato 16
MX \$ / tonelada



Comparativo de precios mensuales de azúcar estándar, Contrato 11
MX \$ / tonelada



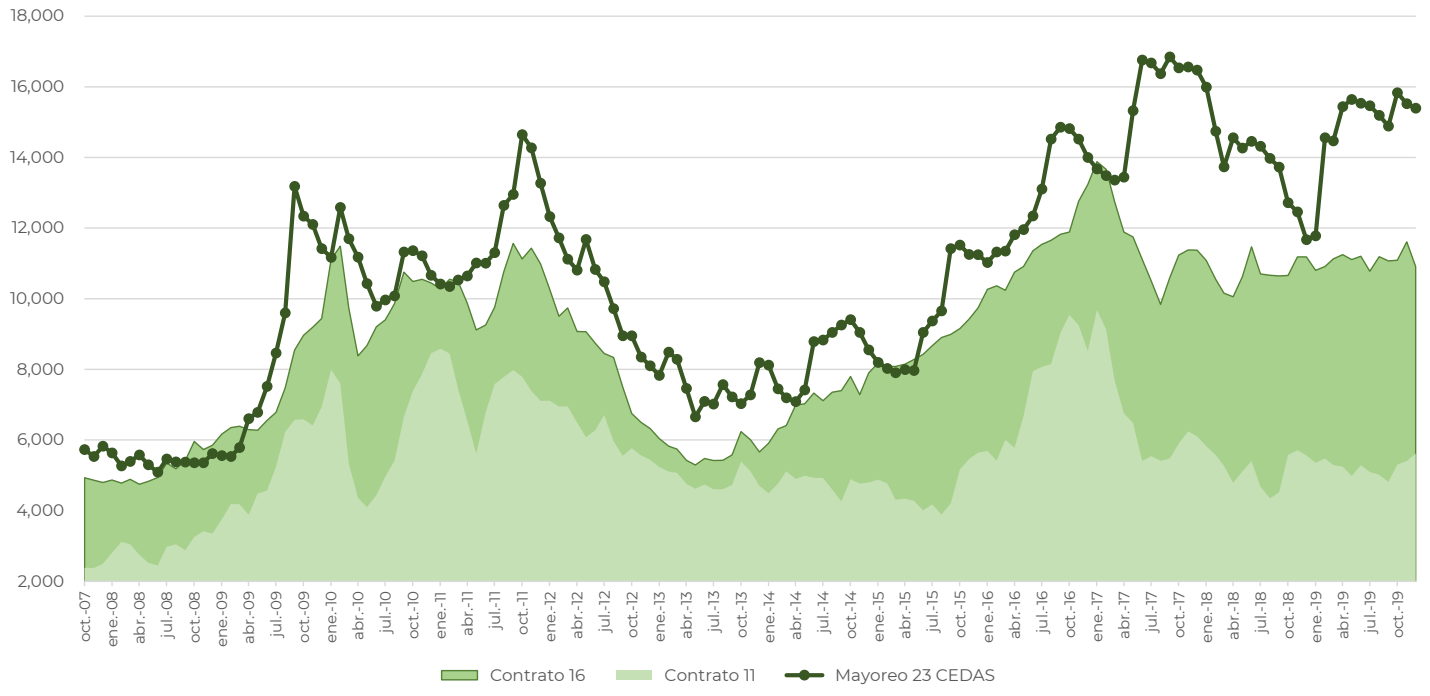
REPORTE SEMANAL DE PRECIOS DE AZÚCAR,

No. 13, ciclo azucarero 2019/20

al 27/dic/2019



Histórico de precios de azúcar estándar (MX\$/t)



Histórico de precios de azúcar refinada (MX\$/t)

