

REPORTE SEMANAL DE PRECIOS DE AZÚCAR,

No. 4, ciclo azucarero 2019/20

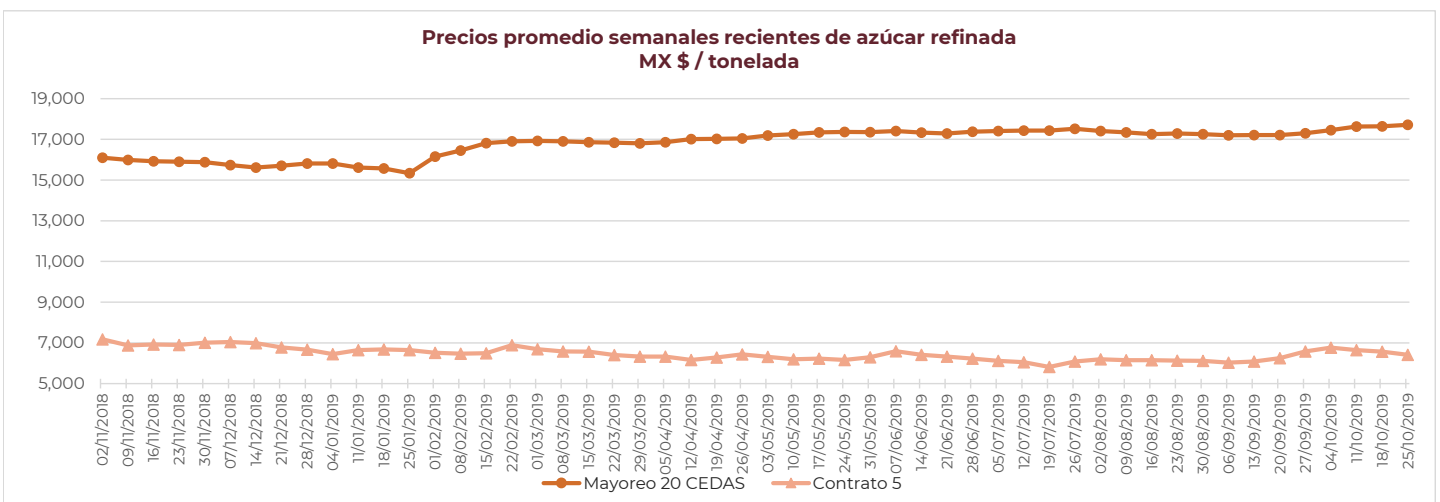
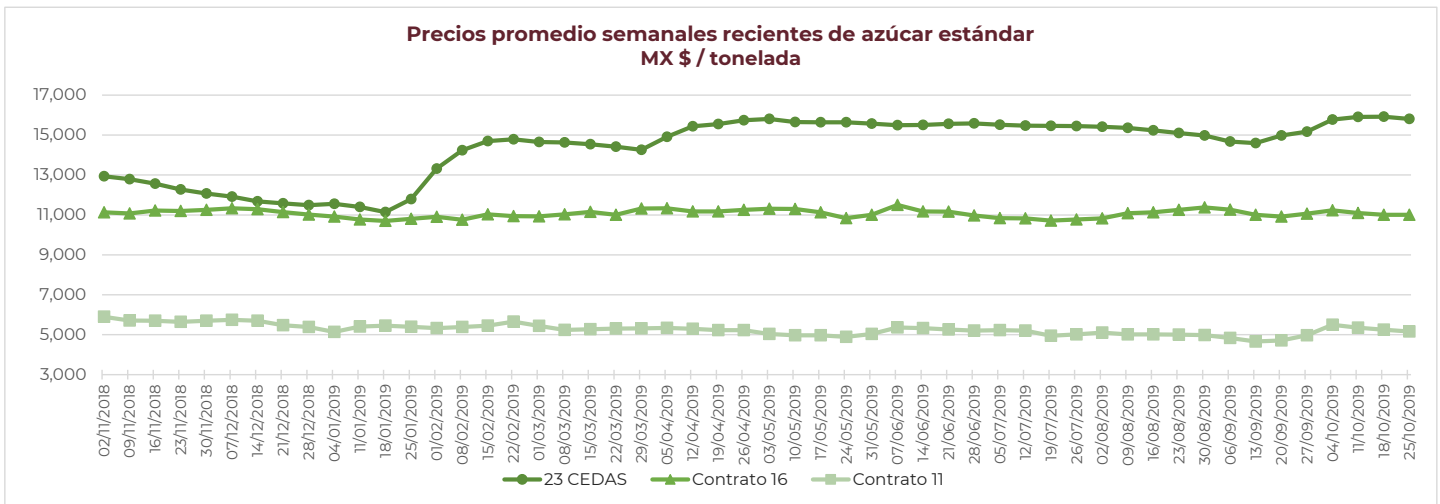
al 25/oct/2019



PRECIOS RECIENTES

| CONCEPTO | 21/10/2019 | 22/10/2019 | 23/10/2019 | 24/10/2019 | 25/10/2019 | Promedio Semanal | Promedio Mensual | Promedio del ciclo |
|--|------------|------------|------------|------------|------------|------------------|------------------|--------------------|
| Tipo de cambio fix (MX Pesos / US Dólar) | 19.14 | 19.11 | 19.13 | 19.09 | 19.08 | 19.11 | 19.36 | 19.36 |
| MX \$ / TONELADA | | | | | | | | |
| AZÚCAR ESTÁNDAR | | | | | | | | |
| Mayoreo 23 CEDAS | 15,892.92 | 15,819.30 | 15,787.48 | 15,776.26 | 15,760.55 | 15,807.30 | 15,865.01 | 15,865.01 |
| Contrato 16 | 11,039.85 | 11,018.40 | 11,013.53 | 10,983.23 | 10,979.89 | 11,006.98 | 11,077.58 | 11,077.58 |
| Contrato 11 | 5,178.10 | 5,130.13 | 5,123.06 | 5,176.01 | 5,195.47 | 5,160.55 | 5,320.56 | 5,320.56 |
| Consumidor * | --- | --- | --- | --- | --- | 23,251.67 | 23,558.68 | 23,558.68 |
| AZÚCAR REFINADA | | | | | | | | |
| Mayoreo 20 CEDAS | 17,677.07 | 17,720.21 | 17,729.73 | 17,732.05 | 17,718.03 | 17,715.42 | 17,639.06 | 17,639.06 |
| Contrato 5 | 6,456.66 | 6,415.46 | 6,382.28 | 6,403.96 | 6,434.45 | 6,418.56 | 6,589.54 | 6,589.54 |
| Consumidor * | --- | --- | --- | --- | --- | 29,286.67 | 28,203.75 | 28,203.75 |

* Nota: Precios promedio al consumidor en la Ciudad de México, Guadalajara, Jal., y Monterrey, N.L.



REPORTE SEMANAL DE PRECIOS DE AZÚCAR,

No. 4, ciclo azucarero 2019/20

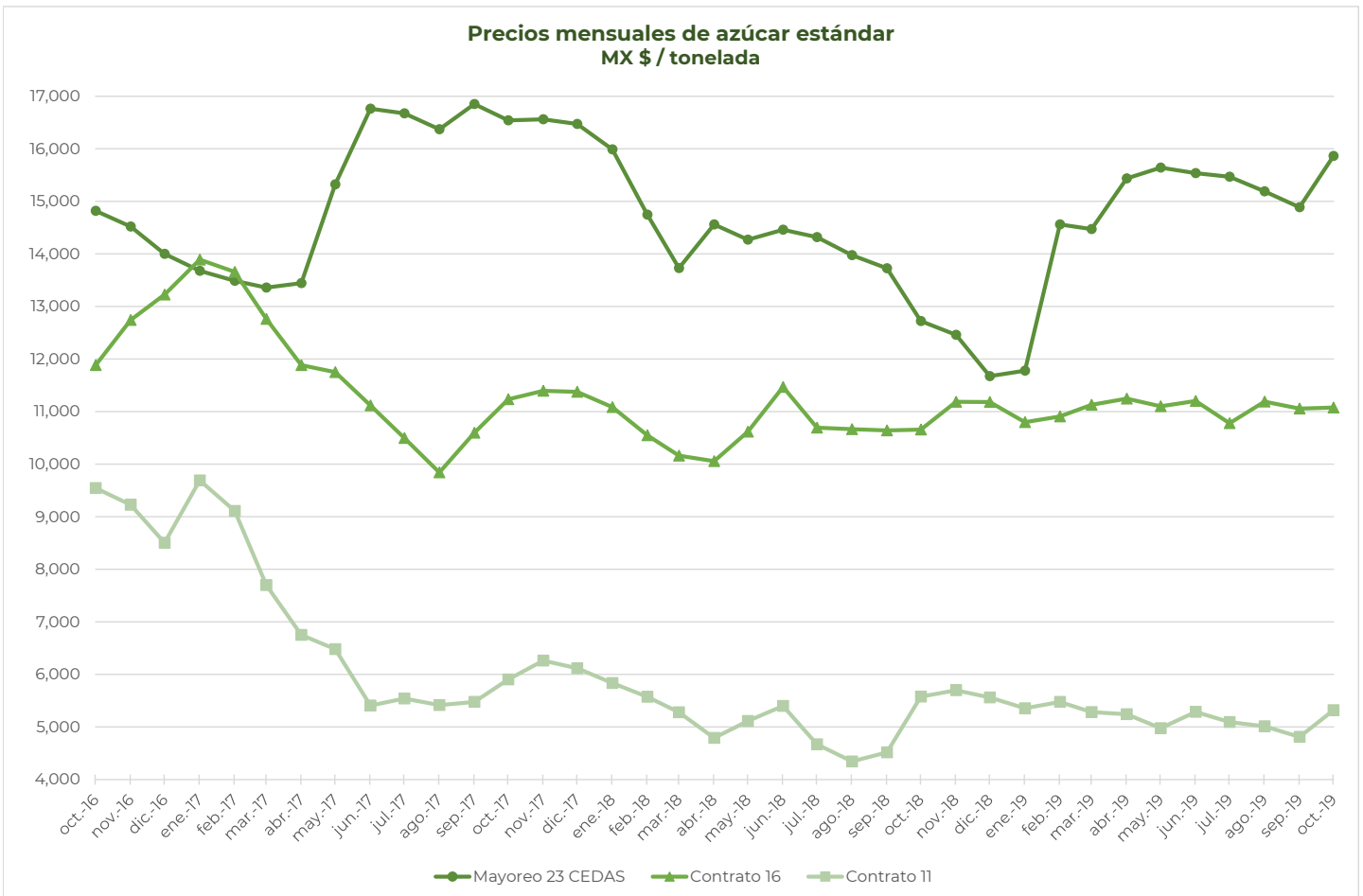
al 25/oct/2019



CICLO 2019/20 VS 2018/19

| CONCEPTO | Promedio semanal (Sem. 4 de cada ciclo) | | | Promedio mensual de cada ciclo | | | Promedio de cada ciclo | | |
|---|---|-----------------------|-------------|--------------------------------|-----------------------|-------------|------------------------|-----------------------|-------------|
| | 21 al 25 oct 2019 (a) | 22 al 26 oct 2018 (b) | Variación % | 01 al 25 oct 2019 (a) | 01 al 26 oct 2018 (b) | Variación % | 01 al 25 oct 2019 (a) | 01 al 26 oct 2018 (b) | Variación % |
| | MX Pesos / tonelada | | (a) / (b) | MX Pesos / tonelada | | (a) / (b) | MX Pesos / tonelada | | (a) / (b) |
| Tipo de cambio fix (MX \$ / US \$) | 19.11 | 19.43 | -1.67 | 19.36 | 19.06 | 1.62 | 19.36 | 19.06 | 1.62 |
| AZÚCAR ESTÁNDAR | | | | | | | | | |
| Mayoreo 23 CEDAS | 15,807.30 | 12,947.46 | 22.09 | 15,865.01 | 12,688.47 | 25.03 | 15,865.01 | 12,688.47 | 25.03 |
| Contrato 16 | 11,006.98 | 10,783.23 | 2.08 | 11,077.58 | 10,589.60 | 4.61 | 11,077.58 | 10,589.60 | 4.61 |
| Contrato 11 | 5,160.55 | 5,950.74 | -13.28 | 5,320.56 | 5,532.44 | -3.83 | 5,320.56 | 5,532.44 | -3.83 |
| Consumidor * | 23,251.67 | 21,961.67 | 5.87 | 23,558.68 | 22,573.75 | 4.36 | 23,558.68 | 22,573.75 | 4.36 |
| AZÚCAR REFINADA | | | | | | | | | |
| Mayoreo 20 CEDAS | 17,715.42 | 16,176.80 | 9.51 | 17,639.06 | 16,161.66 | 9.14 | 17,639.06 | 16,161.66 | 9.14 |
| Contrato 5 | 6,418.56 | 7,382.49 | -13.06 | 6,589.54 | 6,907.35 | -4.60 | 6,589.54 | 6,907.35 | -4.60 |
| Consumidor * | 29,286.67 | 28,713.33 | 2.00 | 28,203.75 | 28,738.33 | -1.86 | 28,203.75 | 28,738.33 | -1.86 |

* Nota: Precios promedio al consumidor en la Ciudad de México, Guadalajara, Jal., y Monterrey, N.L.



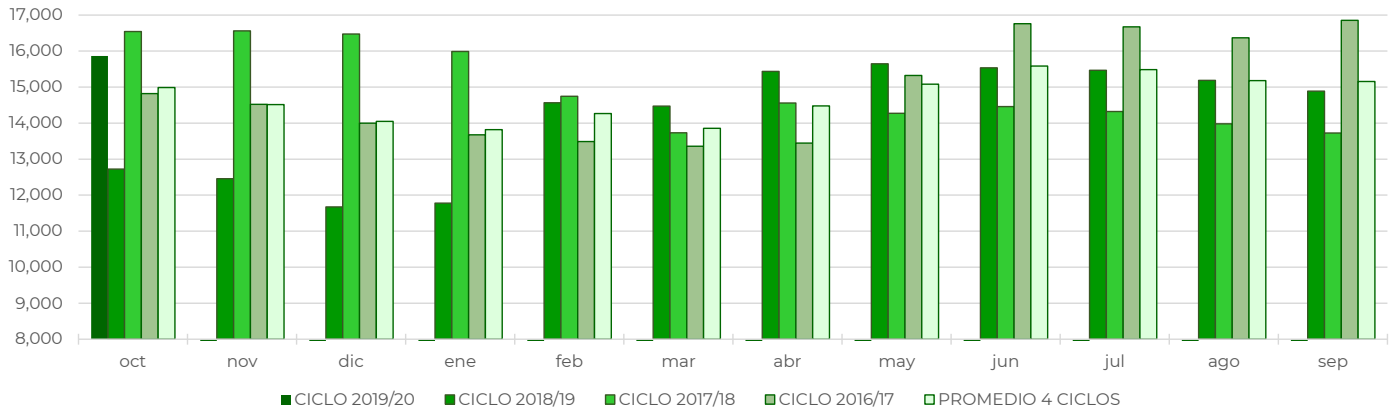
REPORTE SEMANAL DE PRECIOS DE AZÚCAR,

No. 4, ciclo azucarero 2019/20

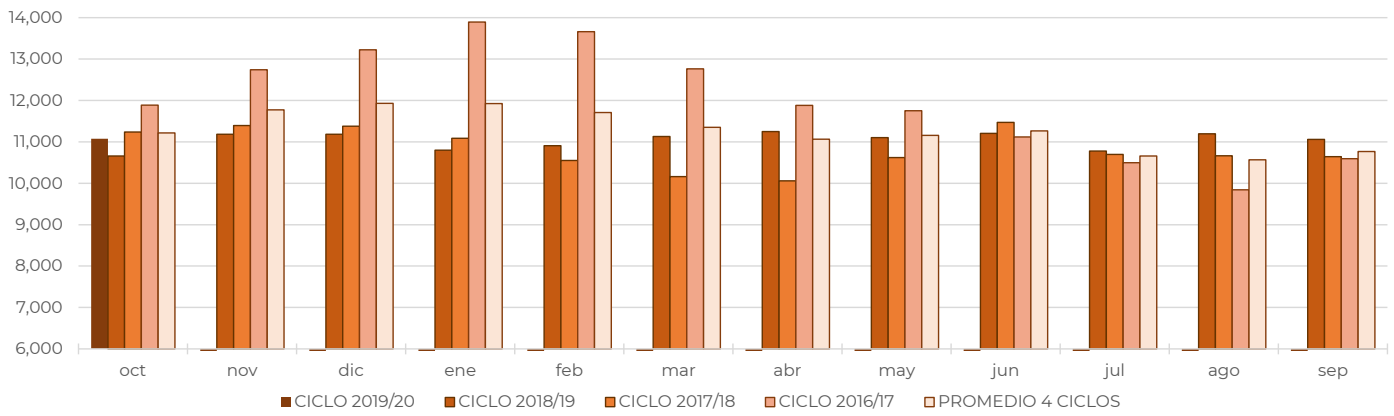
al 25/oct/2019



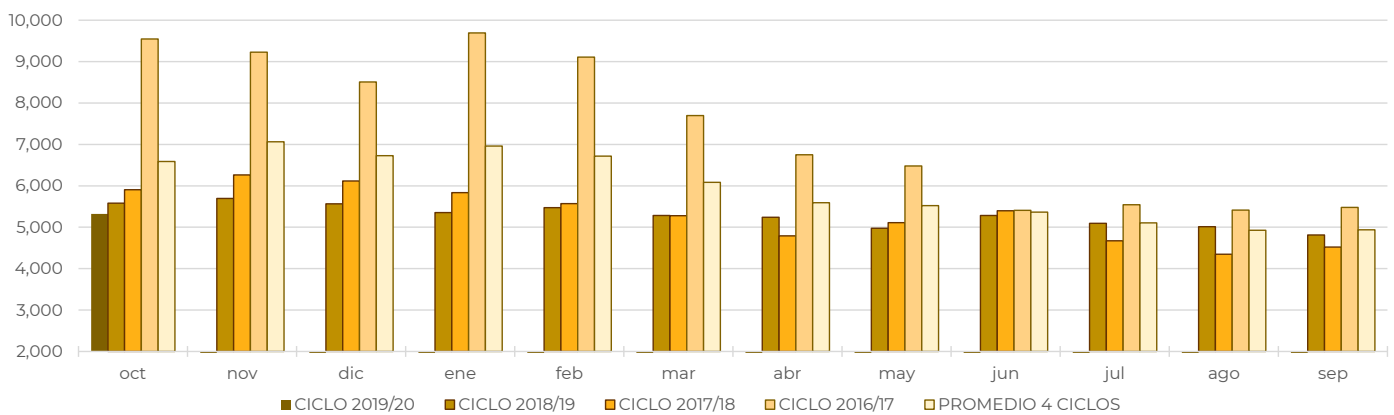
Comparativo de precios mensuales al mayoreo, 23 CEDAS
MX \$ / tonelada



Comparativo de precios mensuales Contrato 16
MX \$ / tonelada



Comparativo de precios mensuales Contrato 11
MX \$ / tonelada



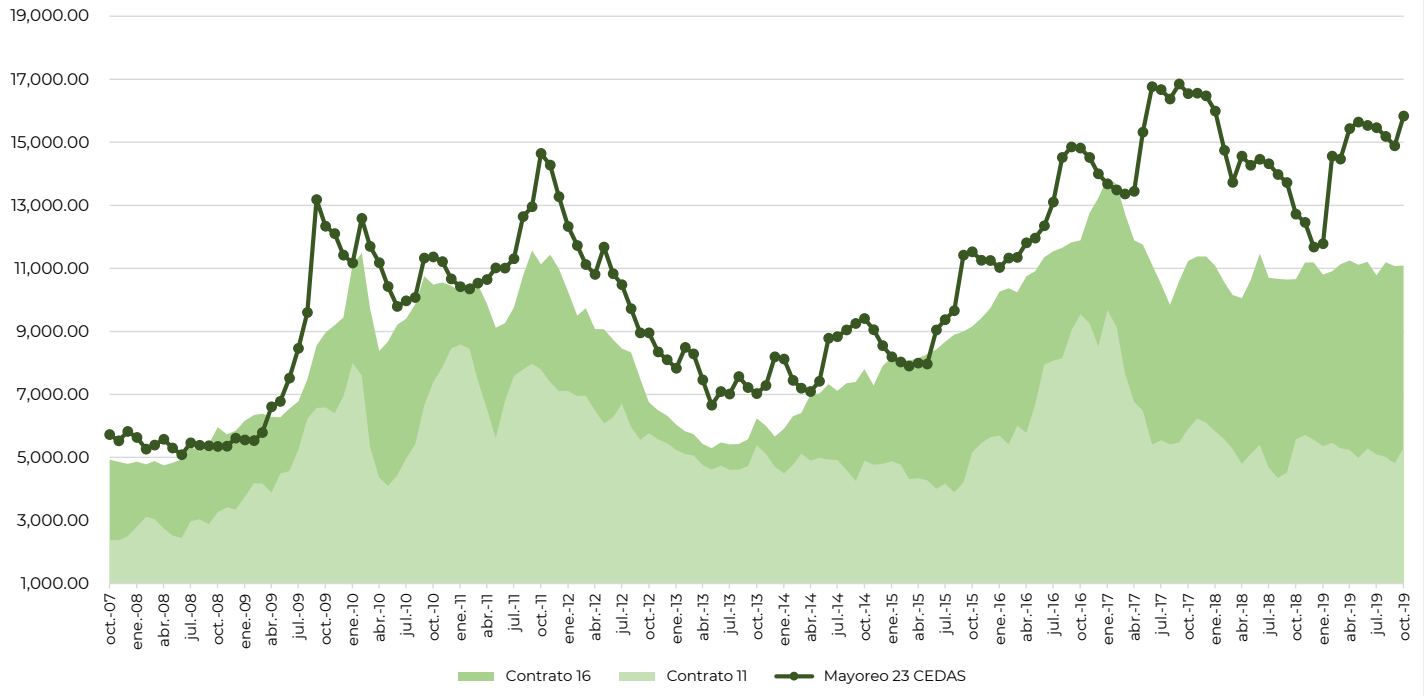
REPORTE SEMANAL DE PRECIOS DE AZÚCAR,

No. 4, ciclo azucarero 2019/20

al 25/oct/2019



Histórico de precios de azúcar estándar (MX\$/t)



Histórico de precios de azúcar refinada (MX\$/t)

