



INFORME MENSUAL SOBRE LAS ESPECIFICACIONES DEL GAS NATURAL (Valores promedio diarios)											
PERMISIONARIO:	CONSORCIO MEXI-GAS, S.A. de C.V.										
PUNTO DE MEDICIÓN:	Venta de Carpio										
ZONA DE MEDICIÓN:	SUR										

FECHA: (dd/mm/aa)	Metano (% vol)	Bióxido de Carbono (% vol)	Nitrógeno (% vol)	Total Inertes (% vol)	Etano (% vol)	Temperatura de Rocio (K)	Humedad (mg/m ³)	Poder Calorífico (MJ/m ³)	Índice Wobbe (MJ/m ³)	Acido Sulhídrico (mg/m ³)	Azufre total* (mg/m ³)	Oxígeno* (% vol)
	83.0 MÍN.	3.0 MÁX.	6.0 MÁX.	6.0 MÁX.	11.0 MÁX.	271.15 MÁX	110.0 MÁX.	36.8 MÍN.	47.3 MÍN.	6.0 MÁX.	150.0 MÁX.	0.2 MÁX.
01/09/2019	94.5825	0.6271	0.4733	1.1004	3.9181	228.1989	23.1100	38.7100	50.5500	0.3134		
02/09/2019	94.6271	0.6260	0.4969	1.1229	3.8918	228.8638	23.6600	38.6700	50.5200	0.3327		
03/09/2019	94.9937	0.6602	0.4632	1.1234	3.5257	227.9012	24.0400	38.5600	50.4500	0.3841		
04/09/2019	95.1254	0.6327	0.5024	1.1351	3.3893	228.0172	23.1100	38.5200	50.4200	0.4306		
05/09/2019	95.1868	0.6655	0.4818	1.1473	3.3450	231.6835	24.1500	38.4800	50.3900	0.5082		
06/09/2019	95.1248	0.6930	0.4220	1.1149	3.4208	230.0049	23.7800	38.5300	50.4300	0.5549		
07/09/2019	95.1871	0.6746	0.4352	1.1098	3.3635	231.7096	22.1600	38.5100	50.4200	0.4553		
08/09/2019	95.1116	0.6878	0.4538	1.1417	3.4286	231.6326	22.6100	38.5100	50.4000	0.4616		
09/09/2019	95.1768	0.6475	0.5025	1.1500	3.4113	230.1389	23.3600	38.4600	50.3800	0.4612		
10/09/2019	95.2276	0.6588	0.4941	1.1529	3.3701	232.4338	23.1300	38.4400	50.3700	0.5244		
11/09/2019	95.0694	0.6973	0.4956	1.1929	3.4616	234.0801	22.7800	38.4700	50.3600	0.6582		
12/09/2019	94.9286	0.6870	0.4724	1.1594	3.6186	231.0181	22.1000	38.5400	50.4100	0.6818		
13/09/2019	94.9276	0.6427	0.4999	1.1426	3.6658	229.1305	21.7200	38.5400	50.4300	0.5918		
14/09/2019	94.9744	0.6574	0.4789	1.1364	3.6425	229.7222	22.0100	38.5200	50.4200	0.6029		
15/09/2019	94.9708	0.6877	0.4393	1.1270	3.6663	231.6866	22.9800	38.5300	50.4200	0.5226		
16/09/2019	95.1759	0.6833	0.4581	1.1414	3.4573	231.8157	23.1000	38.4600	50.3700	0.4643		
17/09/2019	95.2163	0.6251	0.4925	1.1176	3.4326	228.5823	24.2400	38.4600	50.4000	0.5610		
18/09/2019	95.2612	0.6367	0.4845	1.1212	3.4009	227.2188	24.2600	38.4400	50.3900	0.5323		
19/09/2019	94.7187	0.5466	0.4512	0.9978	4.1052	222.3258	23.2600	38.6600	50.5900	0.2632		
20/09/2019	94.9889	0.6442	0.4551	1.0993	3.7250	224.2598	23.7100	38.5200	50.4400	0.2920		
21/09/2019	94.9628	0.6025	0.5022	1.1048	3.7344	231.2852	24.0500	38.5300	50.4500	0.2393		
22/09/2019	95.0566	0.6024	0.5489	1.1514	3.5984	233.2804	24.4600	38.4700	50.4000	0.2223		
23/09/2019	94.7732	0.5837	0.5422	1.1259	3.8966	229.7350	24.2900	38.5700	50.4700	0.2222		
24/09/2019	95.1133	0.5063	0.7424	1.2486	3.4501	222.8898	26.0300	38.3800	50.3300	0.2222		
25/09/2019	95.1894	0.5711	0.5227	1.0938	3.4755	230.1102	25.2800	38.4900	50.4400	0.2257		
26/09/2019	95.0802	0.5595	0.5314	1.0909	3.5701	234.4305	25.2000	38.5300	50.4700	0.1726		
27/09/2019	94.9949	0.5453	0.4963	1.0416	3.7341	232.2182	25.1800	38.5700	50.5200	0.1307		
28/09/2019	95.1123	0.5877	0.4622	1.0499	3.6240	231.9391	25.5800	38.5300	50.4800	0.1197		
29/09/2019	94.8027	0.4530	0.5156	0.9687	3.9922	231.6556	23.5100	38.6800	50.6400	0.0712		
30/09/2019	94.7508	0.4812	0.5277	1.0088	4.0199	229.1567	23.8200	38.6600	50.6000	0.0464		

*/ Los valores trimestrales se deberán reportar en los meses de enero, abril, julio y octubre de cada año, respecto del trimestre inmediato anterior.

Mínimo	94.5825	0.4530	0.4220	0.9687	3.3450	222.3258	21.7200	38.3800	50.3300	0.0464		
Promedio	95.0137	0.6191	0.4948	1.1139	3.6112	229.9042	23.6890	38.5313	50.4453	0.3756		
Máximo	95.2612	0.6973	0.7424	1.2486	4.1052	234.4305	26.0300	38.7100	50.6400	0.6818		
Desv. Est.	0.18300	0.06460	0.05642	0.05633	0.21861	2.92445	1.08083	0.07842	0.07431	0.18205		

Observaciones: DATOS OBTENIDOS DE LOS ANALIZADORES PROPIEDAD DE ENGIE.


INFORME MENSUAL SOBRE LAS ESPECIFICACIONES DEL GAS NATURAL (Registros Máximos diarios)											
PERMISIONARIO:	CONSORCIO MEXI-GAS, S.A. de C.V.										
PUNTO DE MEDICIÓN:	Venta de Carpio										
ZONA DE MEDICIÓN:	SUR										

FECHA: (dd/mm/aa)	Metano (% vol)	Bióxido de Carbono (% vol)	Nitrógeno (% vol)	Total Inertes (% vol)	Etano (% vol)	Temperatura de Rocío (K)	Humedad (mg/m ³)	Poder Calorífico (MJ/m ³)	Índice Wobbe (MJ/m ³)	Acido Sulfhídrico (mg/m ³)	Azufre total* (mg/m ³)	Oxígeno* (% vol)
	83.0 MÍN.	3.0 MÁX.	6.0 MÁX.	6.0 MÁX.	11.0 MÁX.	271.15 MÁX	110.0 MÁX.	43.6 MÁX.	53.2 MÁX.	6.0 MÁX.	150.0 MÁX.	0.2 MÁX.
01/09/2019	94.8016	0.6547	0.5584	1.1619	4.0389	241.8260	27.9600	38.7800	50.6100	0.3802		
02/09/2019	94.9367	0.6882	0.5554	1.1672	4.0525	243.9171	27.9600	38.7200	50.5700	0.4072		
03/09/2019	95.1443	0.7004	0.5075	1.1671	3.7407	236.1540	27.8600	38.6300	50.5000	0.4613		
04/09/2019	95.3321	0.6621	0.5364	1.1740	3.5388	233.4852	25.8500	38.5700	50.4700	0.5063		
05/09/2019	95.2766	0.6982	0.5243	1.1879	3.6786	245.0166	28.5600	38.6300	50.5200	0.5784		
06/09/2019	95.2481	0.7514	0.4447	1.1792	3.6786	237.8924	27.5600	38.6400	50.5300	0.6505		
07/09/2019	95.3184	0.7658	0.4682	1.2118	3.4902	237.0426	25.2500	38.5500	50.4700	0.5694		
08/09/2019	95.2274	0.7657	0.5025	1.2152	3.5174	237.7707	26.8500	38.5400	50.4400	0.5694		
09/09/2019	95.3773	0.7015	0.5331	1.2240	3.5709	234.4939	26.4500	38.5400	50.4400	0.5514		
10/09/2019	95.4774	0.6869	0.5235	1.1867	3.4781	244.4297	25.8500	38.5000	50.4100	0.5964		
11/09/2019	95.2246	0.7289	0.5478	1.2304	3.6172	244.0227	26.5500	38.5200	50.4100	0.7586		
12/09/2019	95.0462	0.7523	0.5066	1.2140	3.7561	240.3161	25.4500	38.6100	50.4500	0.8217		
13/09/2019	95.0762	0.6842	0.5582	1.1969	3.8030	240.1273	24.6400	38.5900	50.5000	0.6685		
14/09/2019	95.1155	0.6920	0.5458	1.1830	3.7922	246.3647	26.0500	38.5900	50.4600	0.7316		
15/09/2019	95.1806	0.7431	0.5406	1.1791	3.9416	239.2144	27.8600	38.6300	50.5000	0.6325		
16/09/2019	95.3280	0.7205	0.4897	1.1797	3.6481	238.8370	27.2600	38.5100	50.4200	0.5244		
17/09/2019	95.3497	0.6699	0.5256	1.1535	3.4940	267.4354	28.6600	38.5000	50.4400	0.6595		
18/09/2019	95.7010	0.7221	0.5325	1.2156	3.6620	236.9298	27.9600	38.5500	50.4800	0.7857		
19/09/2019	95.5507	0.7416	0.6028	1.2319	4.6624	229.1361	25.3500	38.8700	50.7900	0.3171		
20/09/2019	95.2209	0.7634	0.5329	1.2084	4.0526	233.9780	27.1500	38.6100	50.5200	0.4252		
21/09/2019	95.3945	0.6821	0.6432	1.1679	4.0980	239.9746	28.3600	38.6400	50.5500	0.3081		
22/09/2019	95.4045	0.6970	0.6237	1.2131	3.9154	239.7835	28.4600	38.5600	50.4600	0.2901		
23/09/2019	95.2131	0.6697	0.6410	1.2092	4.1667	245.1364	28.4600	38.7300	50.5700	0.3261		
24/09/2019	95.4932	0.5829	1.0075	1.4492	4.1284	233.4278	31.3800	38.6600	50.5500	7.3002		
25/09/2019	95.3365	0.5994	0.5784	1.1316	3.6425	235.9971	28.1600	38.5400	50.4900	0.2991		
26/09/2019	95.2897	0.6073	0.5798	1.1204	3.6908	242.7382	28.5600	38.6500	50.5600	0.2360		
27/09/2019	95.2337	0.5803	0.5678	1.1227	3.8674	243.0633	29.2700	38.6500	50.6100	0.1820		
28/09/2019	95.2602	0.6429	0.4911	1.1088	3.7736	245.4214	28.2600	38.5800	50.5400	0.1910		
29/09/2019	95.0611	0.5512	0.5632	1.0214	4.2282	238.4019	25.8500	38.7700	50.7100	0.1189		
30/09/2019	94.9417	0.5541	0.5571	1.0638	4.2208	239.8913	27.4600	38.7300	50.6700	0.1099		

*/ Los valores trimestrales se deberán reportar en los meses de enero, abril, julio y octubre de cada año, respecto del trimestre inmediato anterior.

Mínimo	94.8016	0.5512	0.4447	1.0214	3.4781	229.1361	24.6400	38.5000	50.4100	0.1099		
Promedio	95.2521	0.6820	0.5596	1.1825	3.8315	240.4075	27.3767	38.6197	50.5213	0.6986		
Máximo	95.7010	0.7658	1.0075	1.4492	4.6624	267.4354	31.3800	38.8700	50.7900	7.3002		
Desv. Est.	0.18958	0.06252	0.09615	0.06991	0.27976	6.62772	1.44751	0.09076	0.08920	1.26309		

Observaciones: DATOS OBTENIDOS DE LOS ANALIZADORES PROPIEDAD DE ENGIE.

INFORME MENSUAL SOBRE LAS ESPECIFICACIONES DEL GAS NATURAL (Registros Mínimos diarios)											
PERMISIONARIO:	CONSORCIO MEXI-GAS, S.A. de C.V.										
PUNTO DE MEDICIÓN:	Venta de Carpio										
ZONA DE MEDICIÓN:	SUR										

FECHA: (dd/mm/aa)	Metano (% vol)	Bióxido de Carbono (% vol)	Nitrógeno (% vol)	Total Inertes (% vol)	Etano (% vol)	Temperatura de Rocio (K)	Humedad (mg/m ³)	Poder Calorífico (MJ/m ³)	Índice Wobbe (MJ/m ³)	Acido Sulfhídrico (mg/m ³)	Azufre total* (mg/m ³)	Oxígeno* (% vol)
	83.0 MÍN.	3.0 MÁX.	6.0 MÁX.	6.0 MÁX.	11.0 MÁX.	271.15 MÁX	110.0 MÁX.	36.8 MÍN.	47.3 MÍN.	6.0 MÁX.	150.0 MÁX.	0.2 MÁX.
01/09/2019	94.3944	0.5781	0.4388	1.0472	3.7607	218.4314	19.2200	38.6300	50.5000	0.2360		
02/09/2019	94.4510	0.5888	0.4536	1.0854	3.5970	213.5252	21.0200	38.5400	50.4100	0.2540		
03/09/2019	94.7963	0.6318	0.4314	1.0845	3.3624	216.9449	21.1200	38.4800	50.3800	0.2991		
04/09/2019	94.9625	0.6119	0.4628	1.0929	3.1776	217.1156	21.2300	38.4300	50.3600	0.3442		
05/09/2019	94.8972	0.6336	0.4075	1.0574	3.2383	226.4870	21.0200	38.4300	50.3500	0.3892		
06/09/2019	94.8972	0.6378	0.4047	1.0515	3.2897	223.0308	20.9200	38.4500	50.3400	0.4613		
07/09/2019	95.0517	0.6425	0.4036	1.0532	3.2455	225.4493	18.9100	38.4400	50.3100	0.3442		
08/09/2019	95.0106	0.6496	0.4232	1.0860	3.3254	226.7382	18.7100	38.4400	50.3200	0.3622		
09/09/2019	95.0035	0.6079	0.4830	1.1060	3.2317	221.1422	20.1200	38.3700	50.3000	0.3982		
10/09/2019	95.0787	0.6429	0.4647	1.1181	3.1648	227.3025	21.4300	38.3700	50.3300	0.4433		
11/09/2019	94.9434	0.6642	0.4571	1.1467	3.3414	229.0511	20.2200	38.4300	50.3200	0.4973		
12/09/2019	94.7289	0.6378	0.4496	1.1129	3.5056	227.3642	20.0200	38.5100	50.3600	0.5514		
13/09/2019	94.8024	0.5952	0.4654	1.0843	3.5021	220.2734	19.4200	38.4900	50.3900	0.5063		
14/09/2019	94.7580	0.6118	0.4390	1.1082	3.4899	225.7319	19.6200	38.4800	50.3800	0.4613		
15/09/2019	94.6872	0.6208	0.3939	1.0769	3.4961	226.8839	19.4200	38.4600	50.3800	0.3982		
16/09/2019	94.9772	0.6510	0.4373	1.1027	3.3279	228.2590	19.7200	38.4100	50.3300	0.3892		
17/09/2019	95.1397	0.5922	0.4670	1.0802	3.3252	218.3998	21.1200	38.4300	50.3700	0.3982		
18/09/2019	95.0119	0.5838	0.3841	1.0301	3.0517	206.3837	21.4300	38.2700	50.2300	0.2090		
19/09/2019	94.2796	0.3856	0.3791	0.8662	3.1054	205.9044	21.0200	38.2600	50.2100	0.1910		
20/09/2019	94.7035	0.5745	0.3708	1.0356	3.4239	199.3396	20.7200	38.3900	50.2900	0.1820		
21/09/2019	94.6593	0.4858	0.4271	1.0514	3.2217	214.5794	20.6200	38.3800	50.3300	0.1459		
22/09/2019	94.7544	0.5308	0.4920	1.1103	3.2102	227.4438	20.6200	38.3600	50.2900	0.1549		
23/09/2019	94.4536	0.5258	0.4987	1.0803	3.4092	220.0669	20.2200	38.3800	50.3100	0.1639		
24/09/2019	94.5725	0.4329	0.5002	1.0783	3.0126	196.6765	0.6200	38.2000	50.1700	0.1639		
25/09/2019	95.0205	0.5411	0.4902	1.0586	3.3598	225.9677	23.4400	38.4300	50.4100	0.1639		
26/09/2019	94.8709	0.5071	0.4877	1.0531	3.3784	227.7622	22.3300	38.4400	50.4100	0.1009		
27/09/2019	94.8307	0.5075	0.4473	0.9687	3.4423	228.8197	22.0300	38.4500	50.4100	0.0919		
28/09/2019	94.9894	0.5505	0.4276	1.0129	3.4772	228.0190	22.6300	38.4900	50.4200	0.0468		
29/09/2019	94.5375	0.4240	0.4577	0.9330	3.7401	228.1534	20.4200	38.5700	50.5400	0.0018		
30/09/2019	94.5586	0.4347	0.4658	0.9580	3.8129	222.3815	20.0200	38.5800	50.5200	0.0018		

*/ Los valores trimestrales se deberán reportar en los meses de enero, abril, julio y octubre de cada año, respecto del trimestre inmediato anterior.

Mínimo	94.2796	0.3856	0.3708	0.8662	3.0126	196.6765	0.6200	38.2000	50.1700	0.0018		
Promedio	94.7941	0.5694	0.4437	1.0577	3.3679	220.7876	19.9787	38.4330	50.3557	0.2784		
Máximo	95.1397	0.6642	0.5002	1.1467	3.8129	229.0511	23.4400	38.6300	50.5400	0.5514		
Desv. Est.	0.22595	0.07673	0.03628	0.05986	0.19605	8.83078	3.81414	0.09117	0.08161	0.15772		

Observaciones: DATOS OBTENIDOS DE LOS ANALIZADORES PROPIEDAD DE ENGIE.