

REPORTE SEMANAL DE PRECIOS DE AZÚCAR,

No. 40, ciclo azucarero 2018/19

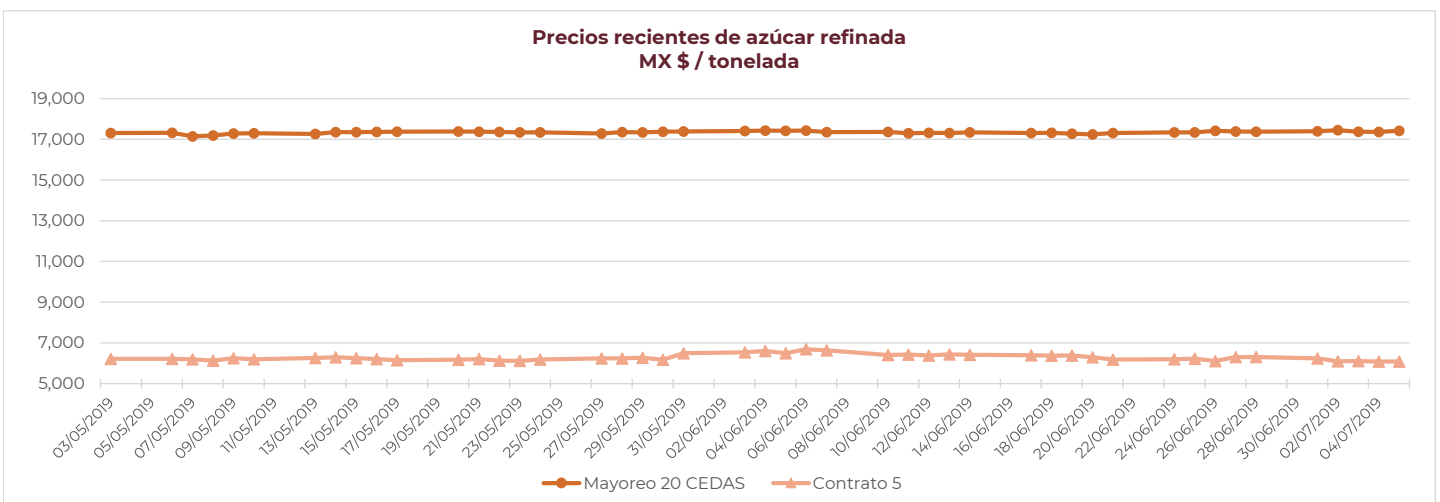
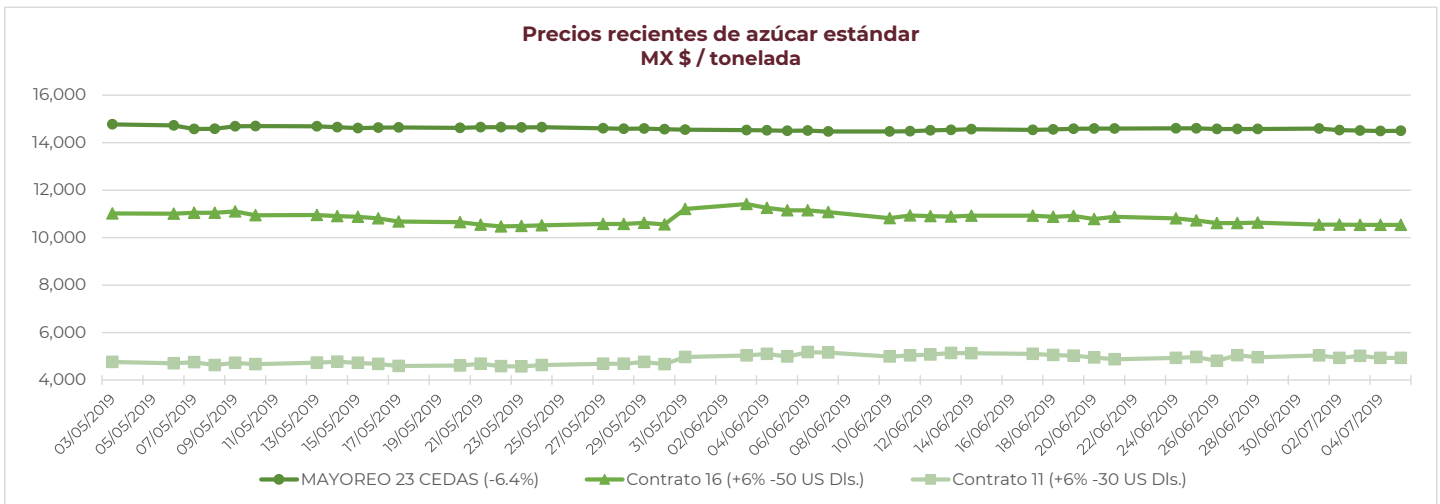
al 5/Jul/2019



PRECIOS RECIENTES

| CONCEPTO | 01/07/2019 | 02/07/2019 | 03/07/2019 | 04/07/2019 | 05/07/2019 | Promedio Semanal | Promedio Mensual | Promedio del ciclo |
|--|------------|------------|------------|------------|------------|------------------|------------------|--------------------|
| Tipo de cambio fix (MX Pesos / US Dólar) | 19.08 | 19.07 | 19.05 | 18.99 | 19.04 | 19.05 | 19.05 | 19.37 |
| MX \$ / TONELADA | | | | | | | | |
| AZÚCAR ESTÁNDAR | | | | | | | | |
| Mayoreo 23 CEDAS (-6.4%) | 14,589.32 | 14,529.11 | 14,503.54 | 14,490.39 | 14,496.59 | 14,521.79 | 14,521.79 | 12,944.01 |
| Contrato 16 (+6% -50 US Dls.) | 10,547.49 | 10,543.84 | 10,533.23 | --- | 10,530.13 | 10,538.67 | 10,538.67 | 10,729.69 |
| Contrato 11 (+6% -30 US Dls.) | 5,031.26 | 4,931.48 | 5,011.10 | --- | 4,929.51 | 4,975.84 | 4,975.84 | 5,123.50 |
| Consumidor * | --- | --- | --- | --- | --- | 23,583.33 | 23,583.33 | 22,576.34 |
| AZÚCAR REFINADA | | | | | | | | |
| Mayoreo 20 CEDAS | 17,404.85 | 17,450.00 | 17,380.40 | 17,367.70 | 17,426.22 | 17,405.83 | 17,405.83 | 16,542.41 |
| Contrato 5 | 6,235.94 | 6,096.49 | 6,109.40 | 6,084.00 | 6,090.46 | 6,123.26 | 6,123.26 | 6,590.71 |
| Consumidor * | --- | --- | --- | --- | --- | 24,868.33 | 24,868.33 | 27,051.67 |

* Nota: Precios promedio al consumidor en la Ciudad de México, Guadalajara, Jal., y Monterrey, N.L.



REPORTE SEMANAL DE PRECIOS DE AZÚCAR,

No. 40, ciclo azucarero 2018/19

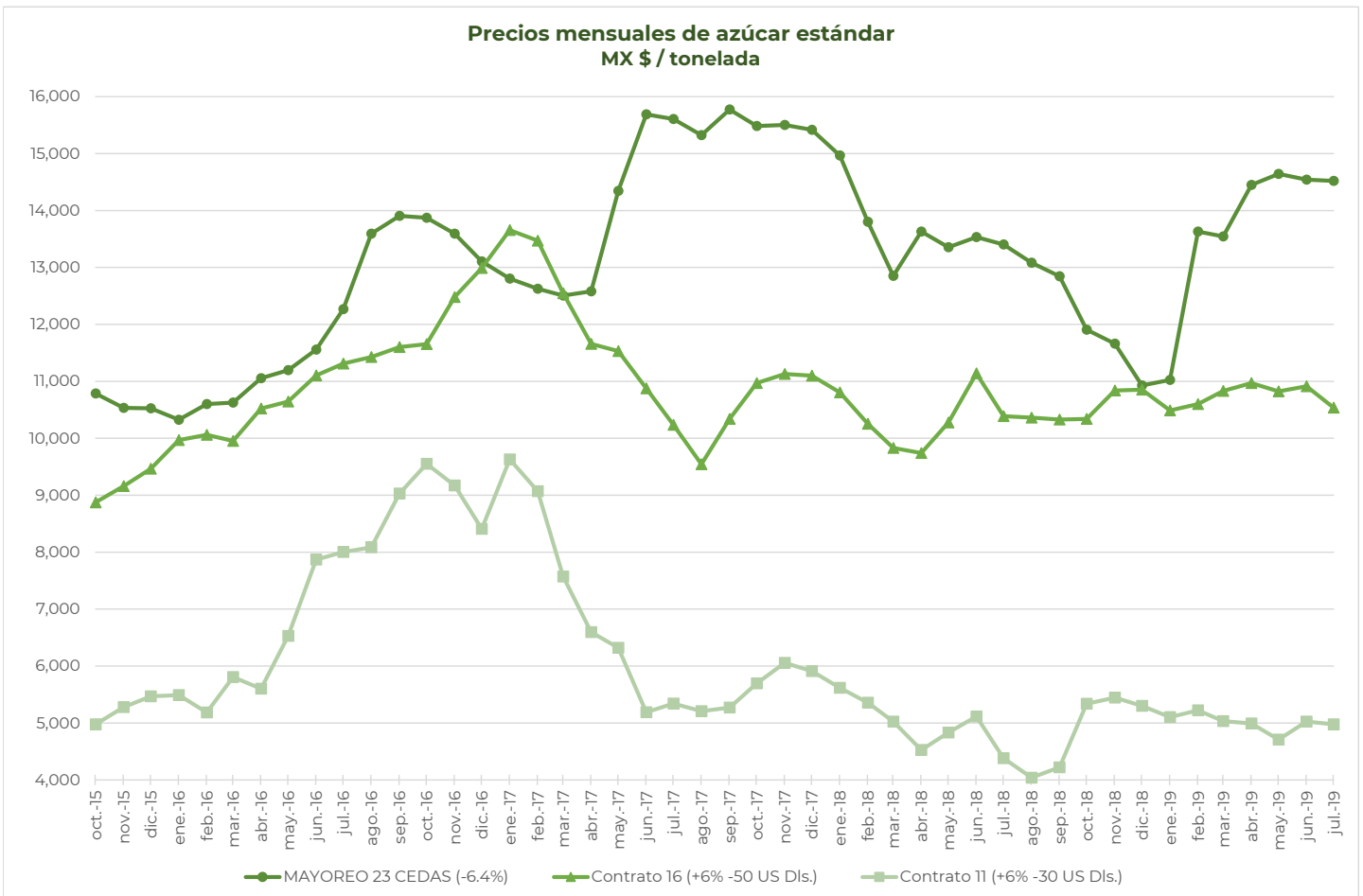
al 5/Jul/2019



CICLO 2018/19 VS 2017/18

| CONCEPTO | Promedio semanal (Sem. 40 de cada ciclo) | | | Promedio mensual de cada ciclo | | | Promedio de cada ciclo | | |
|---|--|------------------------|-------------|--------------------------------|------------------------|-------------|---------------------------------|---------------------------------|-------------|
| | 1 al 5 jul 2019 (a) | 2 al 6 jul 2018 (b) | Variación % | 1 al 5 jul 2019 (a) | 1 al 6 jul 2018 (b) | Variación % | 1 oct 2018 al 5 jul 2019 (a) | 1 oct 2017 al 6 jul 2018 (b) | Variación % |
| | MX Pesos / tonelada | | (a) / (b) | MX Pesos / tonelada | | (a) / (b) | MX Pesos / tonelada | | (a) / (b) |
| Tipo de cambio fix (MX \$ / US \$) | 19.05 | 19.50 | -2.32 | 19.05 | 19.50 | -2.32 | 19.37 | 19.06 | 1.65 |
| AZÚCAR ESTÁNDAR | | | | | | | | | |
| Mayoreo 23 CEDAS (-6.4%) | 14,521.79 | 13,605.58 | 6.73 | 14,521.79 | 13,605.58 | 6.73 | 12,944.01 | 14,277.27 | -9.34 |
| Contrato 16 (+6% -50 US Dls.) | 10,538.67 | 10,852.19 | -2.89 | 10,538.67 | 10,852.19 | -2.89 | 10,729.69 | 10,590.88 | 1.31 |
| Contrato 11 (+6% -30 US Dls.) | 4,975.84 | 4,652.76 | 6.94 | 4,975.84 | 4,652.76 | 6.94 | 5,123.50 | 5,328.67 | -3.85 |
| Consumidor * | 23,583.33 | 23,765.00 | -0.76 | 23,583.33 | 23,765.00 | -0.76 | 22,576.34 | 24,721.92 | -8.68 |
| AZÚCAR REFINADA | | | | | | | | | |
| Mayoreo 20 CEDAS | 17,405.83 | 16,799.07 | 3.61 | 17,405.83 | 16,799.07 | 3.61 | 16,542.41 | 17,561.53 | -5.80 |
| Contrato 5 | 6,123.26 | 6,629.33 | -7.63 | 6,123.26 | 6,629.33 | -7.63 | 6,590.71 | 6,856.40 | -3.87 |
| Consumidor * | 24,868.33 | 28,463.33 | -12.63 | 24,868.33 | 28,463.33 | -12.63 | 27,051.67 | 28,734.38 | -5.86 |

*Nota: Precios promedio al consumidor en la Ciudad de México, Guadalajara, Jal., y Monterrey, N.L.



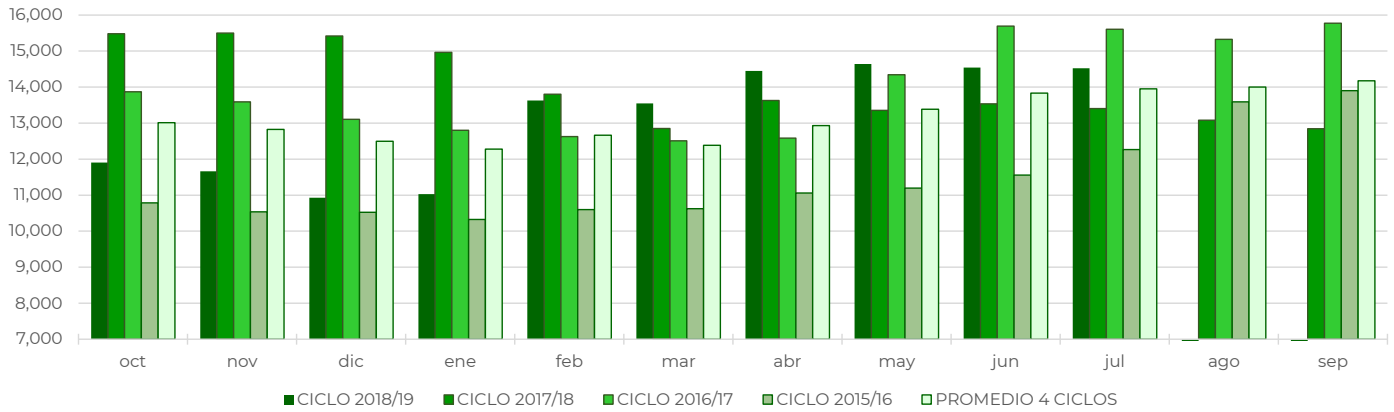
REPORTE SEMANAL DE PRECIOS DE AZÚCAR,

No. 40, ciclo azucarero 2018/19

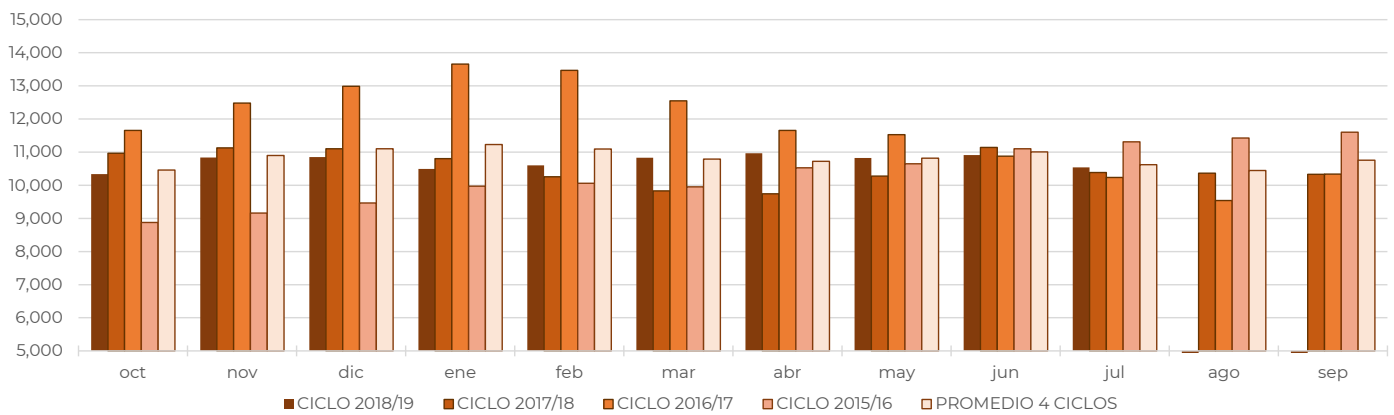
al 5/Jul/2019



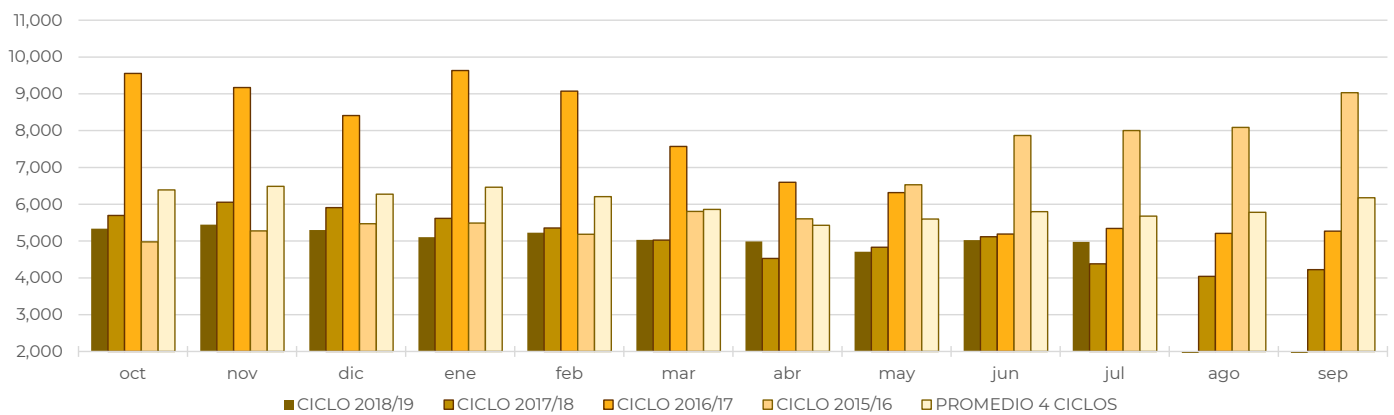
Comparativo de precios mensuales al mayoreo, 23 CEDAS -6.4%
MX \$ / tonelada



Comparativo de precios mensuales Contrato 16, +6% - 50 US Dls.
MX \$ / tonelada



Comparativo de precios mensuales Contrato 11, +6% - 30 US Dls.
MX \$ / tonelada



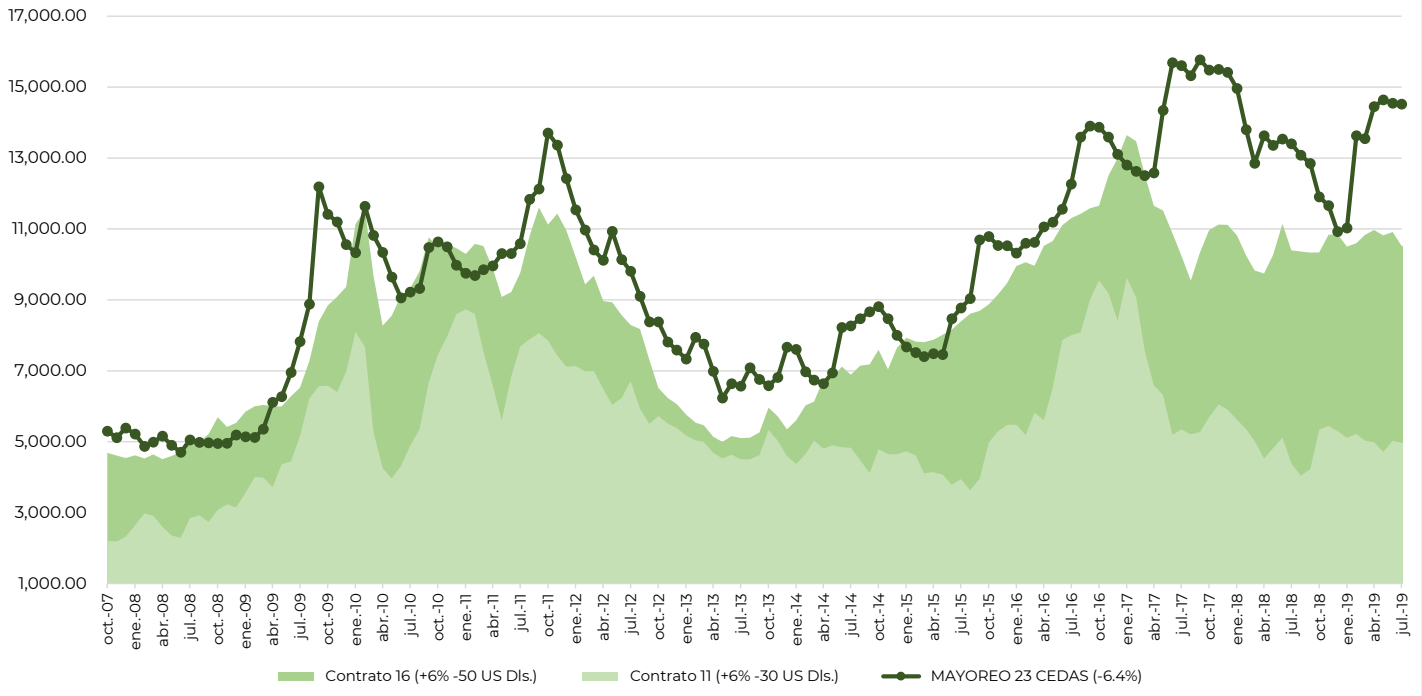
REPORTE SEMANAL DE PRECIOS DE AZÚCAR,

No. 40, ciclo azucarero 2018/19

al 5/Jul/2019



Histórico de precios de azúcar estándar (MX\$/t)



Histórico de precios de azúcar refinada (MX\$/t)

