

REPORTE SEMANAL DE PRECIOS DE AZÚCAR,

No. 38, ciclo azucarero 2018/19

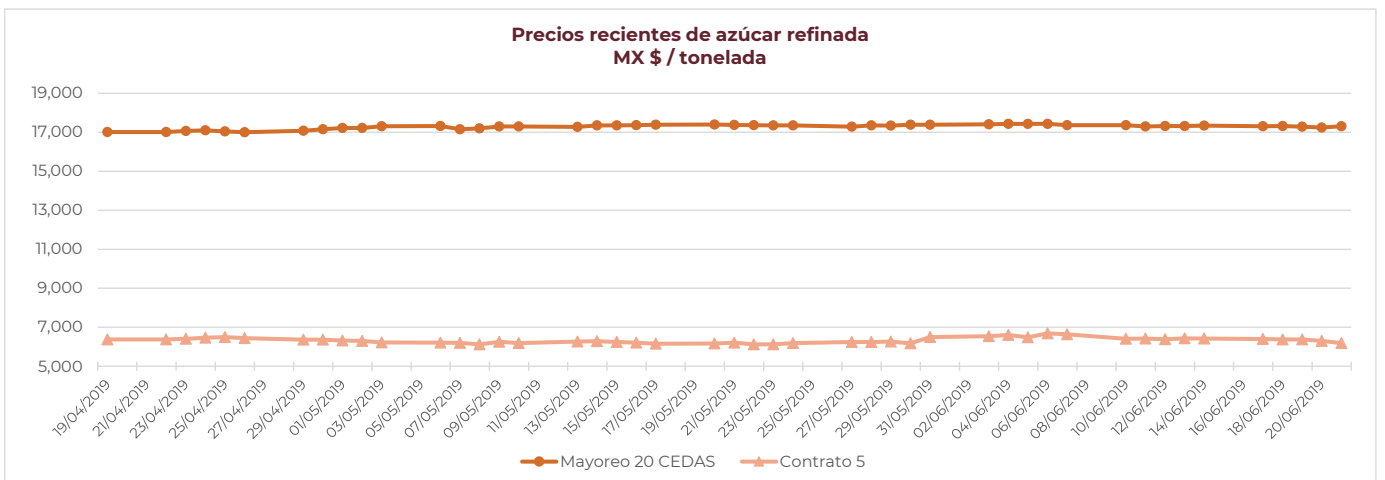
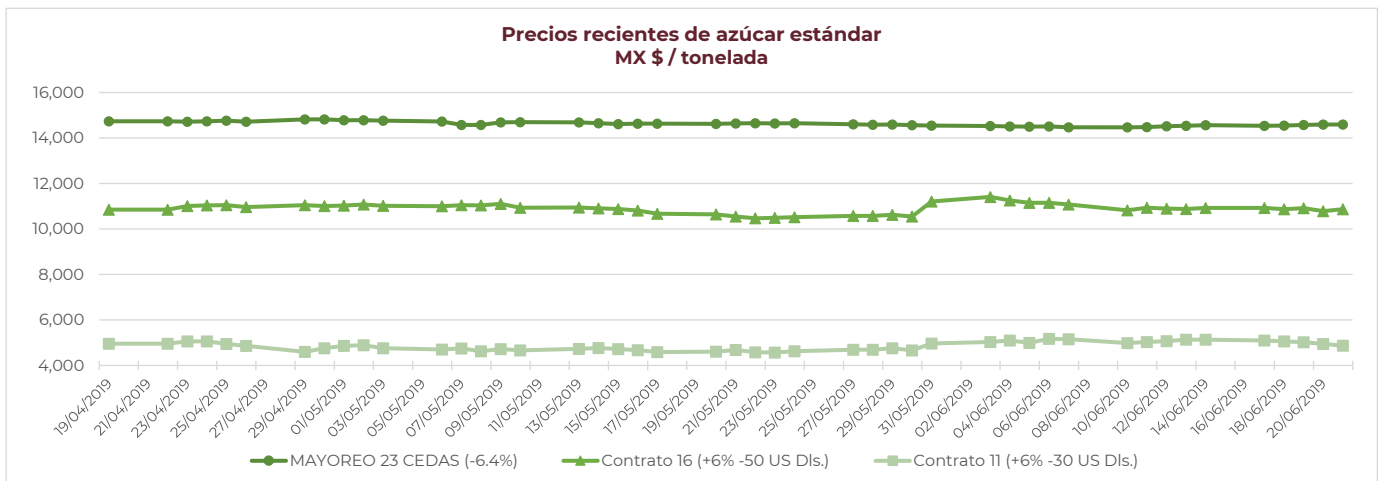
al 21/Jun/2019



PRECIOS RECIENTES

| CONCEPTO | 17/06/2019 | 18/06/2019 | 19/06/2019 | 20/06/2019 | 21/06/2019 | Promedio Semanal | Promedio Mensual | Promedio del ciclo |
|--|------------|------------|------------|------------|------------|------------------|------------------|--------------------|
| Tipo de cambio fix (MX Pesos / US Dólar) | 19.19 | 19.10 | 19.18 | 18.98 | 19.07 | 19.10 | 19.30 | 19.39 |
| MX \$ / TONELADA | | | | | | | | |
| AZÚCAR ESTÁNDAR | | | | | | | | |
| Mayoreo 23 CEDAS (-6.4%) | 14,534.93 | 14,550.18 | 14,579.37 | 14,593.90 | 14,591.96 | 14,570.07 | 14,529.59 | 12,854.62 |
| Contrato 16 (+6% -50 US Dls.) | 10,925.81 | 10,873.83 | 10,916.07 | 10,782.94 | 10,871.73 | 10,874.08 | 10,991.21 | 10,735.43 |
| Contrato 11 (+6% -30 US Dls.) | 5,102.32 | 5,055.73 | 5,026.08 | 4,943.94 | 4,872.70 | 5,000.16 | 5,053.63 | 5,131.90 |
| Consumidor * | --- | --- | --- | --- | --- | 23,800.00 | 23,847.78 | 22,516.97 |
| AZÚCAR REFINADA | | | | | | | | |
| Mayoreo 20 CEDAS | 17,307.89 | 17,319.22 | 17,283.91 | 17,242.79 | 17,312.63 | 17,293.29 | 17,344.44 | 16,495.23 |
| Contrato 5 | 6,392.99 | 6,372.13 | 6,379.62 | 6,295.80 | 6,188.86 | 6,325.88 | 6,442.93 | 6,613.36 |
| Consumidor * | --- | --- | --- | --- | --- | 28,213.33 | 28,106.11 | 27,120.79 |

* Nota: Precios promedio al consumidor en la Ciudad de México, Guadalajara, Jal., y Monterrey, N.L.



REPORTE SEMANAL DE PRECIOS DE AZÚCAR,

No. 38, ciclo azucarero 2018/19

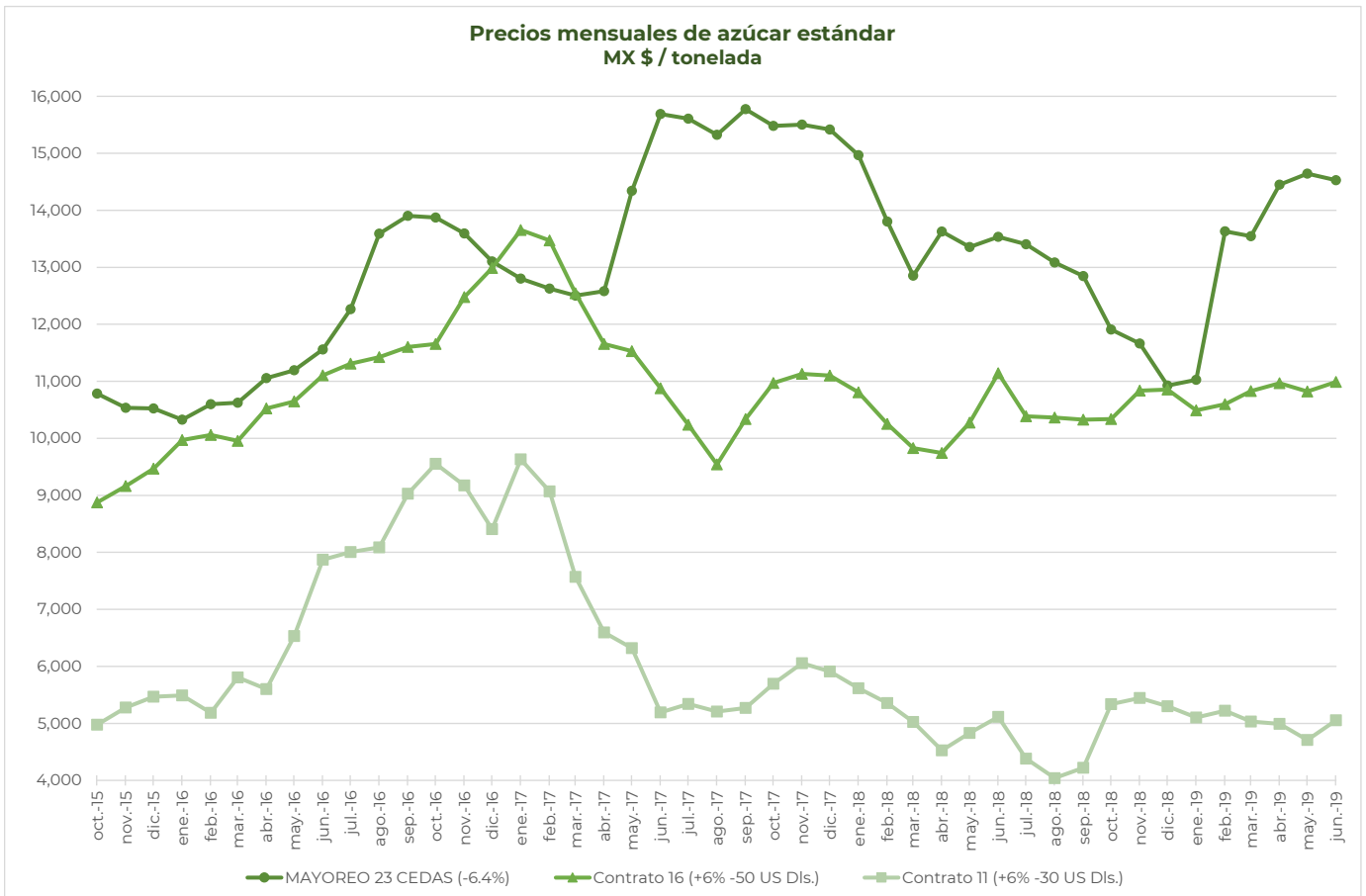
al 21/Jun/2019



CICLO 2018/19 VS 2017/18

| CONCEPTO | Promedio semanal (Sem. 37 de cada ciclo) | | | Promedio mensual de cada ciclo | | | Promedio de cada ciclo | | |
|---|--|-----------------------|-------------|--------------------------------|----------------------|-------------|-------------------------------|-------------------------------|-------------|
| | 17 al 21 jun 2019 (a) | 18 al 22 jun 2018 (b) | Variación % | 1 al 21 jun 2019 (a) | 1 al 22 jun 2018 (b) | Variación % | 1 oct 2018 al 21 jun 2019 (a) | 1 oct 2017 al 22 jun 2018 (b) | Variación % |
| | MX Pesos / tonelada | | (a) / (b) | MX Pesos / tonelada | | (a) / (b) | MX Pesos / tonelada | | (a) / (b) |
| Tipo de cambio fix (MX \$ / US \$) | 19.10 | 20.43 | -6.48 | 19.30 | 20.42 | -5.49 | 19.39 | 19.02 | 1.91 |
| AZÚCAR ESTÁNDAR | | | | | | | | | |
| Mayoreo 23 CEDAS (-6.4%) | 14,570.07 | 13,659.32 | 6.67 | 14,529.59 | 13,496.32 | 7.66 | 12,854.62 | 14,313.10 | -10.19 |
| Contrato 16 (+6% -50 US Dls.) | 10,874.08 | 11,333.56 | -4.05 | 10,991.21 | 11,195.19 | -1.82 | 10,735.43 | 10,574.67 | 1.52 |
| Contrato 11 (+6% -30 US Dls.) | 5,000.16 | 5,081.19 | -1.59 | 5,053.63 | 5,166.11 | -2.18 | 5,131.90 | 5,354.26 | -4.15 |
| Consumidor * | 23,800.00 | 23,838.33 | -0.16 | 23,847.78 | 23,784.79 | 0.26 | 22,516.97 | 24,773.71 | -9.11 |
| AZÚCAR REFINADA | | | | | | | | | |
| Mayoreo 20 CEDAS | 17,293.29 | 16,811.54 | 2.87 | 17,344.44 | 16,756.55 | 3.51 | 16,495.23 | 17,602.96 | -6.29 |
| Contrato 5 | 6,325.88 | 6,982.80 | -9.41 | 6,442.93 | 7,044.79 | -8.54 | 6,613.36 | 6,860.89 | -3.61 |
| Consumidor * | 28,213.33 | 28,528.33 | -1.10 | 28,106.11 | 28,829.58 | -2.51 | 27,120.79 | 28,741.32 | -5.64 |

* Nota: Precios promedio al consumidor en la Ciudad de México, Guadalajara, Jal., y Monterrey, N.L.



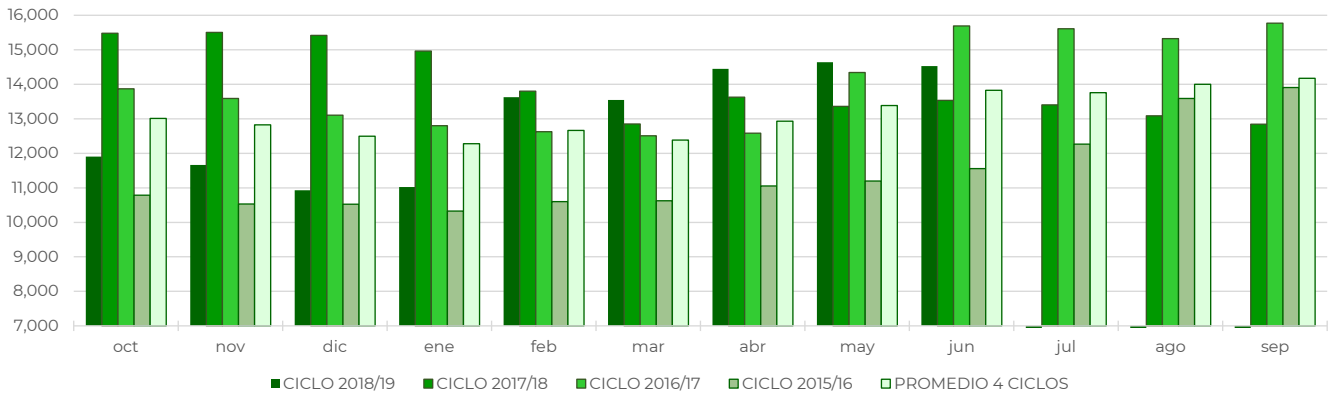
REPORTE SEMANAL DE PRECIOS DE AZÚCAR,

No. 38, ciclo azucarero 2018/19

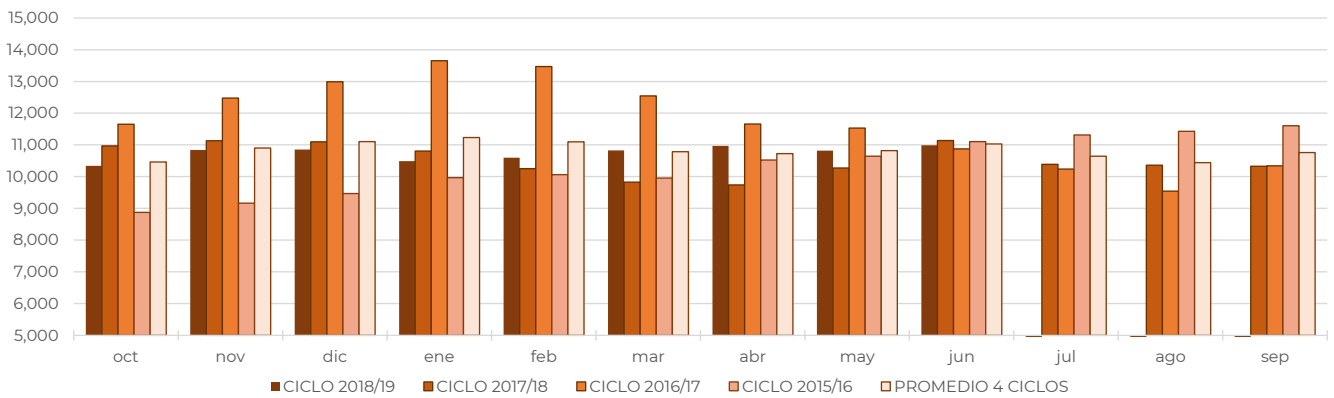
al 21/Jun/2019



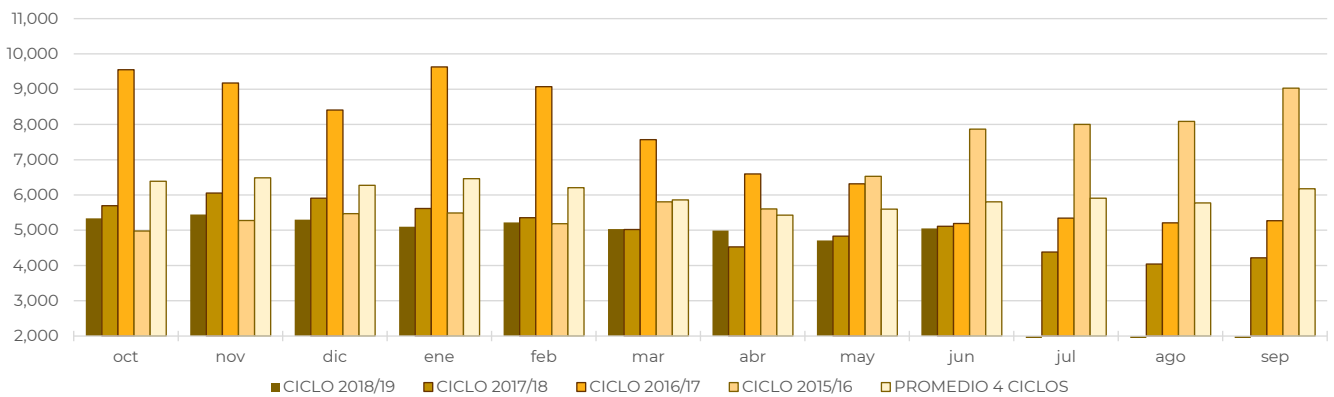
Comparativo de precios mensuales al mayoreo, 23 CEDAS -6.4%
MX \$ / tonelada



Comparativo de precios mensuales Contrato 16, +6% - 50 US Dls.
MX \$ / tonelada



Comparativo de precios mensuales Contrato 11, +6% - 30 US Dls.
MX \$ / tonelada



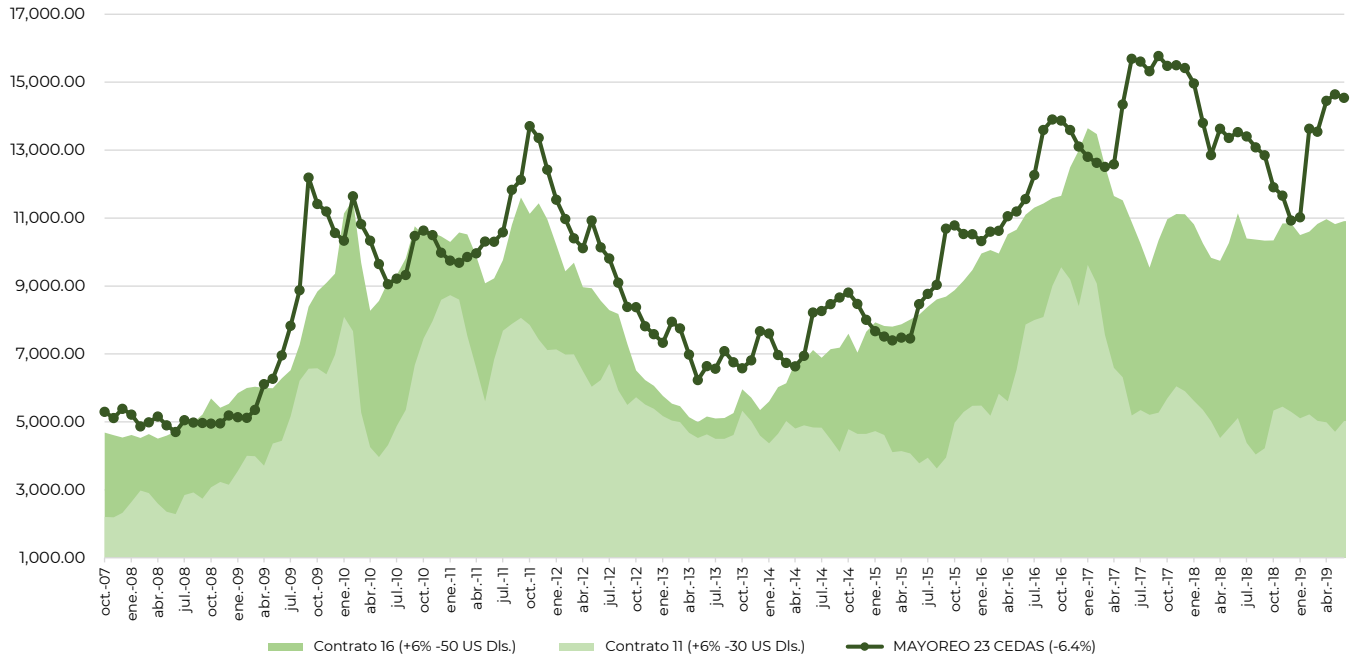
REPORTE SEMANAL DE PRECIOS DE AZÚCAR,

No. 38, ciclo azucarero 2018/19

al 21/Jun/2019



Histórico de precios de azúcar estándar (MX\$/t)



Histórico de precios de azúcar refinada (MX\$/t)

