

# REPORTE SEMANAL DE PRECIOS DE AZÚCAR,

No. 28, ciclo azucarero 2018/19

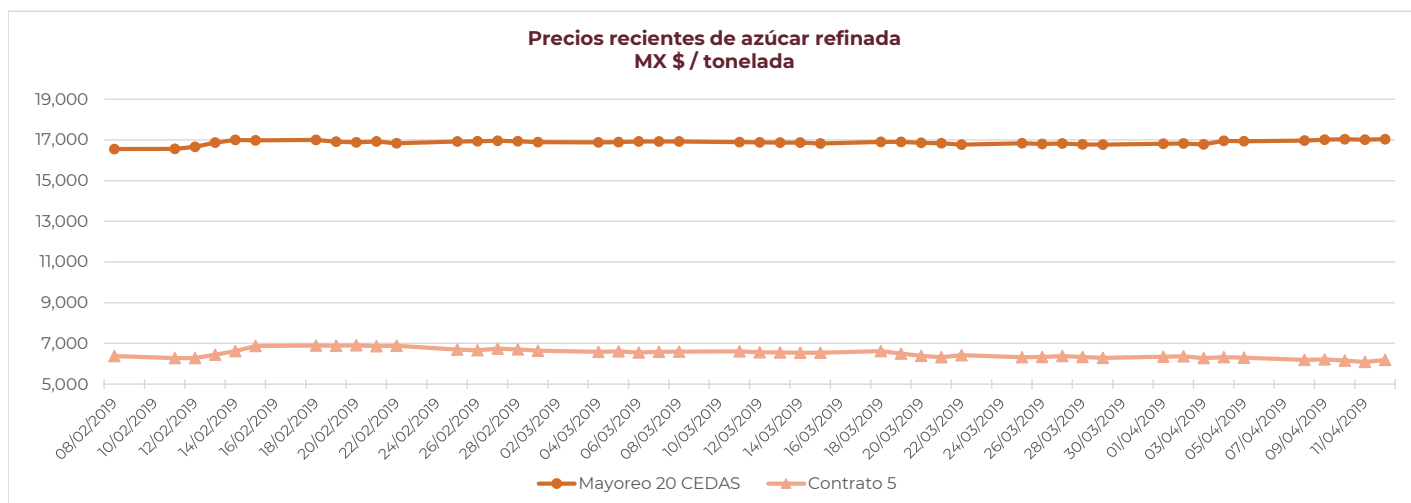
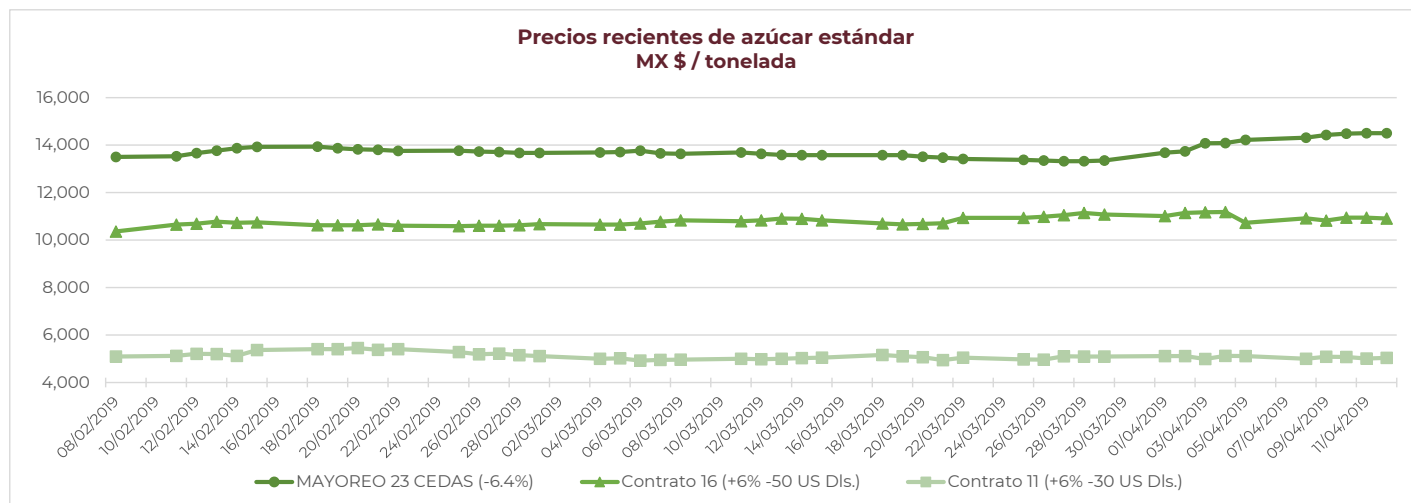
al 12/Abr/2019



## PRECIOS RECIENTES

| CONCEPTO   | 08/04/2019 | 09/04/2019 | 10/04/2019 | 11/04/2019 | 12/04/2019 | Promedio Semanal | Promedio Mensual | Promedio del ciclo |
|--|------------|------------|------------|------------|------------|------------------|------------------|--------------------|
| <b>Tipo de cambio fix</b><br>(MX Pesos / US Dólar) | 18.97      | 18.92      | 18.84      | 18.84      | 18.77      | 18.87            | 19.02            | 19.47              |
| <b>MX \$ / TONELADA</b>                            |            |            |            |            |            |                  |                  |                    |
| <b>AZÚCAR ESTÁNDAR</b>                             |            |            |            |            |            |                  |                  |                    |
| <b>Mayoreo 23 CEDAS (-6.4%)</b>                    | 14,315.57  | 14,426.24  | 14,487.33  | 14,504.27  | 14,500.32  | 14,446.75        | 14,204.06        | 12,231.55          |
| <b>Contrato 16 (+6% -50 US Dls.)</b>               | 10,914.52  | 10,821.03  | 10,943.00  | 10,947.19  | 10,905.77  | 10,906.30        | 10,977.32        | 10,676.28          |
| <b>Contrato 11 (+6% -30 US Dls.)</b>               | 5,003.33   | 5,083.74   | 5,073.60   | 5,009.49   | 5,038.79   | 5,041.79         | 5,066.23         | 5,224.55           |
| <b>Consumidor *</b>                                | ---        | ---        | ---        | ---        | ---        | 23,360.00        | 23,491.67        | 22,067.80          |
| <b>AZÚCAR REFINADA</b>                             |            |            |            |            |            |                  |                  |                    |
| Mayoreo 20 CEDAS                                   | 16,970.63  | 17,010.63  | 17,030.63  | 17,005.36  | 17,035.36  | 17,010.52        | 16,936.20        | 16,220.54          |
| Contrato 5   | 6,188.05   | 6,210.50   | 6,153.72   | 6,086.35   | 6,187.22   | 6,165.17         | 6,244.09         | 6,714.59           |
| Consumidor *                                       | ---        | ---        | ---        | ---        | ---        | 26,711.67        | 25,354.17        | 26,795.00          |

\* Nota: Precios promedio al consumidor en la Ciudad de México, Guadalajara, Jal., y Monterrey, N.L.



# REPORTE SEMANAL DE PRECIOS DE AZÚCAR,

No. 28, ciclo azucarero 2018/19

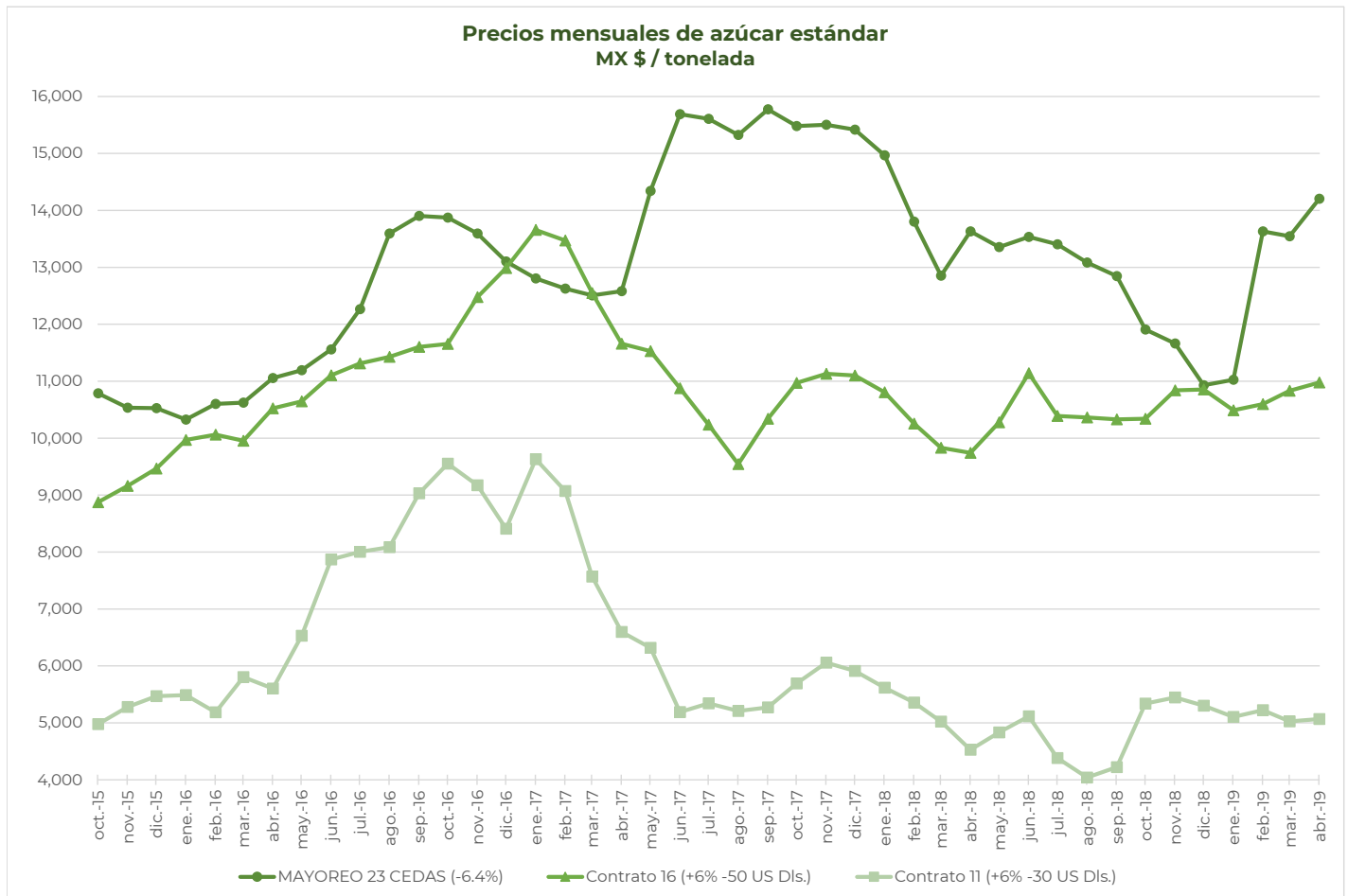
al 12/Abr/2019



## CICLO 2018/19 VS 2017/18

| CONCEPTO                                     | Promedio semanal (Sem. 28 de cada ciclo) |                         |             | Promedio mensual de cada ciclo |                         |             | Promedio de cada ciclo           |                                  |             |
|--|--|-------------------------|-------------|--------------------------------|-------------------------|-------------|----------------------------------|----------------------------------|-------------|
|  | 8 al 12 abr 2019<br>(a)                  | 9 al 13 abr 2018<br>(b) | Variación % | 1 al 12 abr 2019<br>(a)        | 1 al 13 abr 2018<br>(b) | Variación % | 1 oct 2018 al 12<br>abr 2019 (a) | 1 oct 2017 al 13<br>abr 2018 (b) | Variación % |
|  | MX Pesos / tonelada                      |                         | (a) / (b)   | MX Pesos / tonelada            |                         | (a) / (b)   | MX Pesos / tonelada              |                                  | (a) / (b)   |
| <b>Tipo de cambio fix</b><br>(MX \$ / US \$) | 18.87                                    | 18.20                   | 3.69        | 19.02                          | 18.21                   | 4.45        | 19.47                            | 18.80                            | 3.59        |
| <b>AZÚCAR ESTÁNDAR</b>                       |  |                         |             |                                |                         |             |                                  |                                  |             |
| Mayoreo 23<br>CEDAS                          | 14,446.75                                | 13,652.89               | 5.81        | 14,204.06                      | 13,510.78               | 5.13        | 12,231.55                        | 14,626.46                        | -16.37      |
| Contrato 16<br>(+6% -50 US Dls.)             | 10,906.30                                | 9,657.63                | 12.93       | 10,977.32                      | 9,608.21                | 14.25       | 10,676.28                        | 10,606.14                        | 0.66        |
| Contrato 11<br>(+6% -30 US Dls.)             | 5,041.79                                 | 4,615.13                | 9.24        | 5,066.23                       | 4,672.59                | 8.42        | 5,224.55                         | 5,540.32                         | -5.70       |
| Consumidor *                                 | 23,360.00                                | 24,348.33               | -4.06       | 23,491.67                      | 24,435.00               | -3.86       | 22,067.80                        | 25,047.85                        | -11.90      |
| <b>AZÚCAR REFINADA</b>                       |  |                         |             |                                |                         |             |                                  |                                  |             |
| Mayoreo 20<br>CEDAS                          | 17,010.52                                | 17,111.02               | -0.59       | 16,936.20                      | 17,136.67               | -1.17       | 16,220.54                        | 17,865.08                        | -9.21       |
| Contrato 5                                   | 6,165.17                                 | 6,338.39                | -2.73       | 6,244.09                       | 6,391.36                | -2.30       | 6,714.59                         | 6,954.99                         | -3.46       |
| Consumidor *                                 | 26,711.67                                | 28,870.00               | -7.48       | 25,354.17                      | 28,851.67               | -12.12      | 26,795.00                        | 28,722.26                        | -6.71       |

\* Nota: Precios promedio al consumidor en la Ciudad de México, Guadalajara, Jal., y Monterrey, N.L.



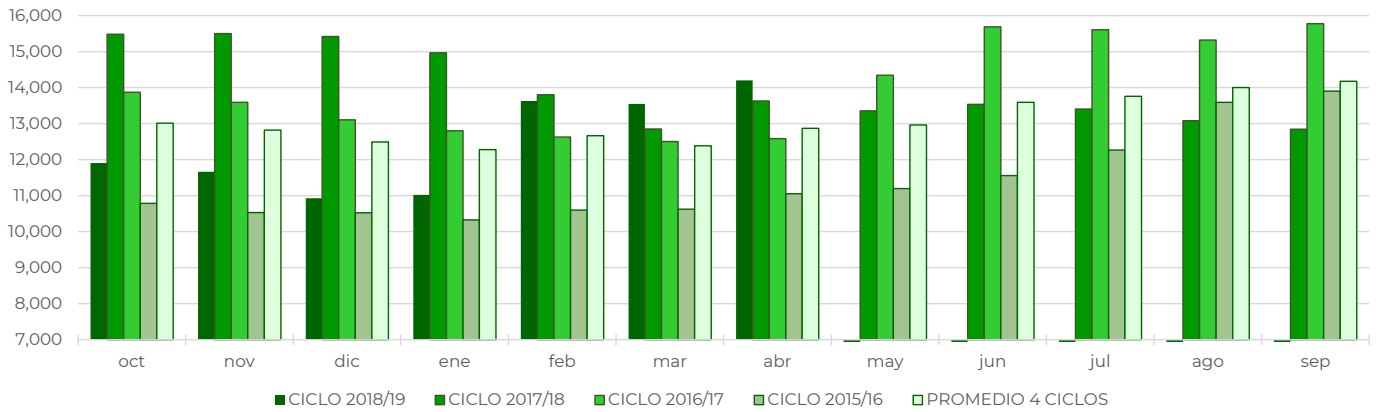
# REPORTE SEMANAL DE PRECIOS DE AZÚCAR,

No. 28, ciclo azucarero 2018/19

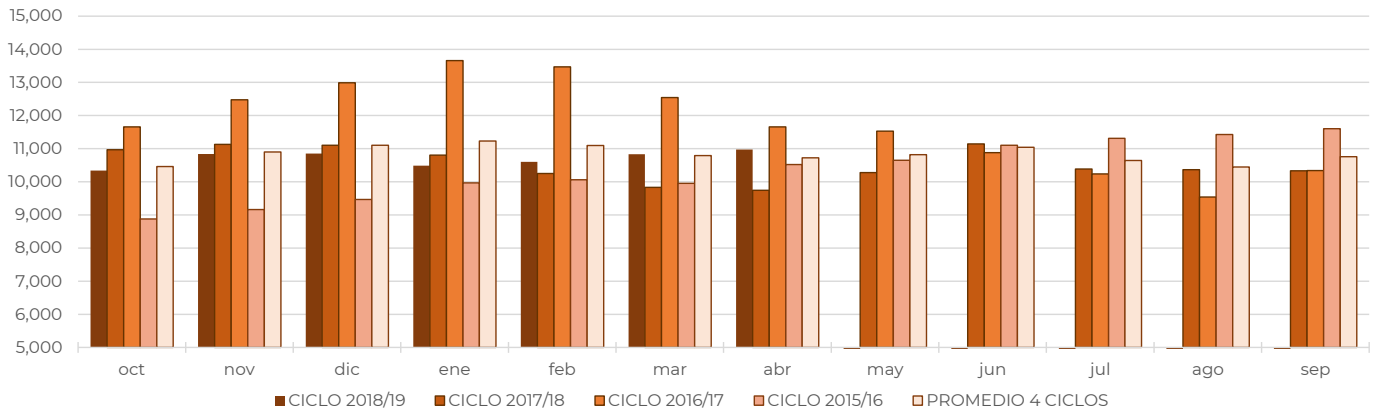
al 12/Abr/2019



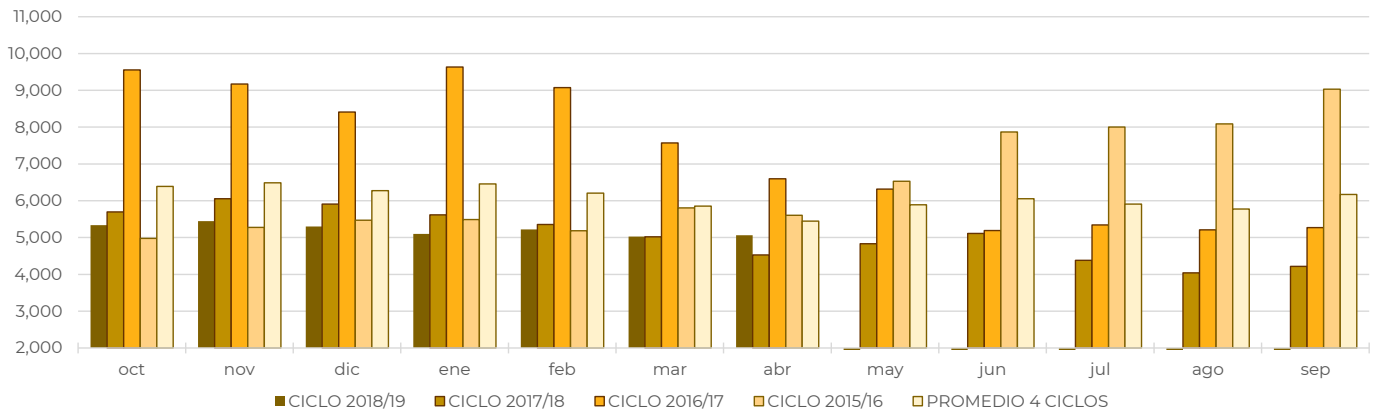
### Comparativo de precios mensuales al mayoreo, 23 CEDAS -6.4% MX \$ / tonelada



### Comparativo de precios mensuales Contrato 16, +6% - 50 US Dls. MX \$ / tonelada



### Comparativo de precios mensuales Contrato 11, +6% - 30 US Dls. MX \$ / tonelada



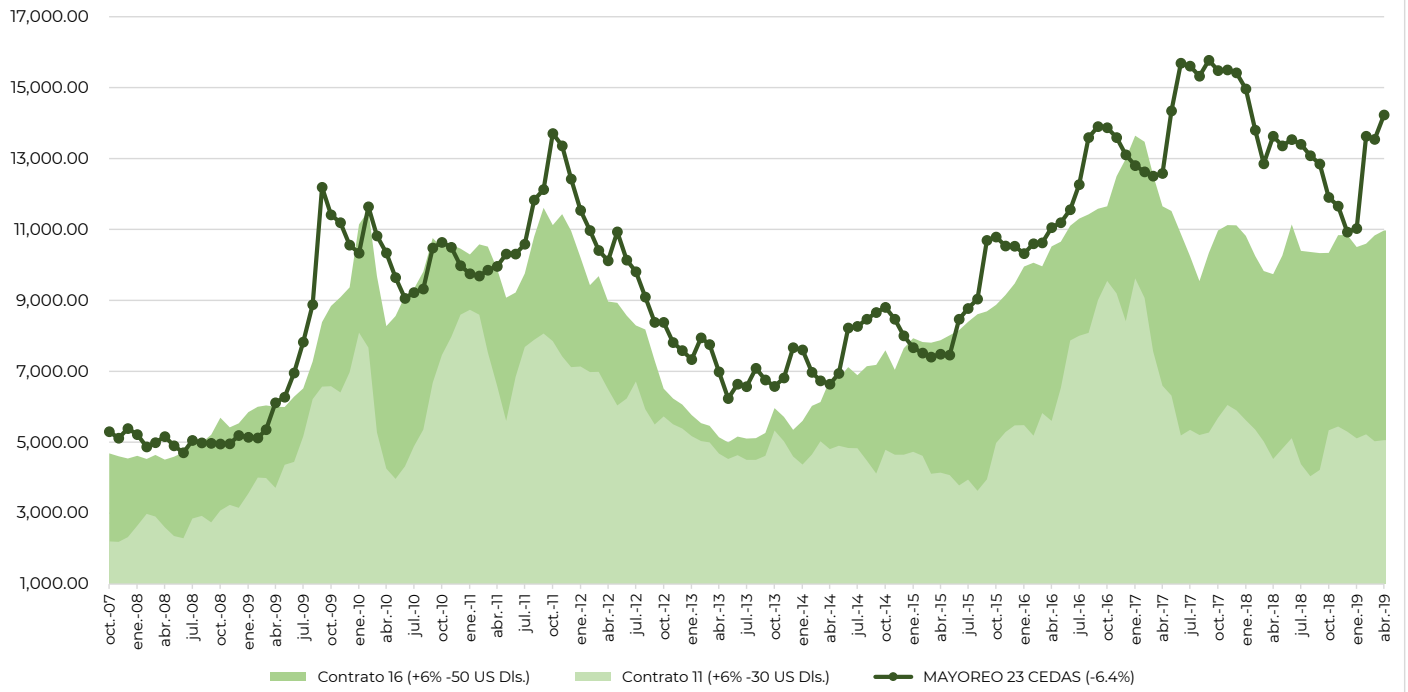
# REPORTE SEMANAL DE PRECIOS DE AZÚCAR,

No. 28, ciclo azucarero 2018/19

al 12/Abr/2019



### Histórico de precios de azúcar estándar (MX\$/t)



### Histórico de precios de azúcar refinada (MX\$/t)

