

# REPORTE SEMANAL DE PRECIOS DE AZÚCAR,

No. 24, ciclo azucarero 2018/19

al 15/Mar/2019



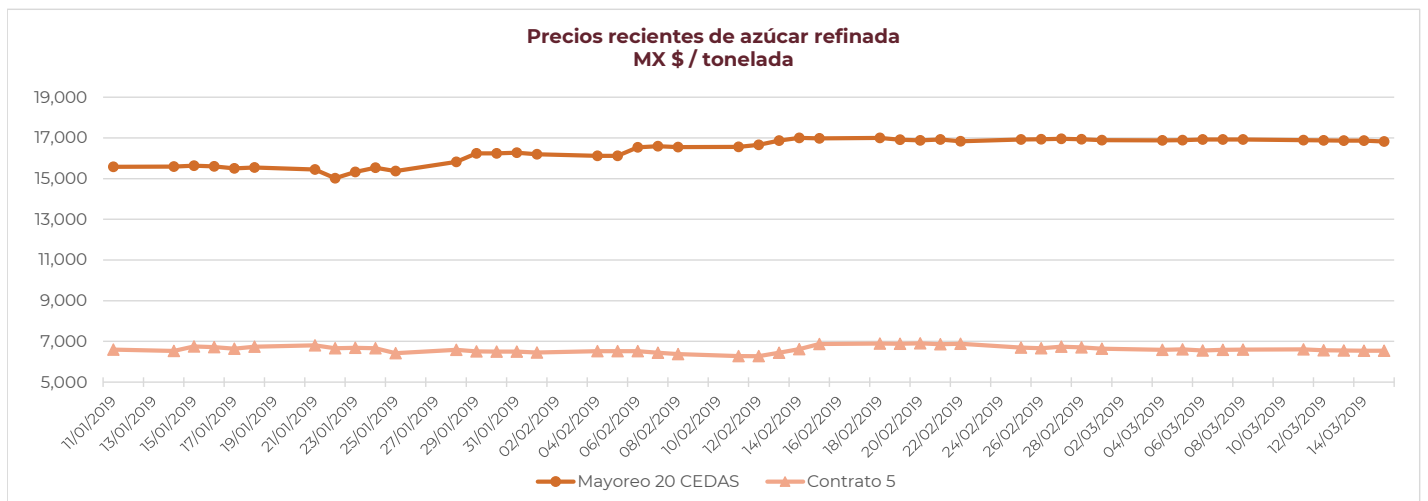
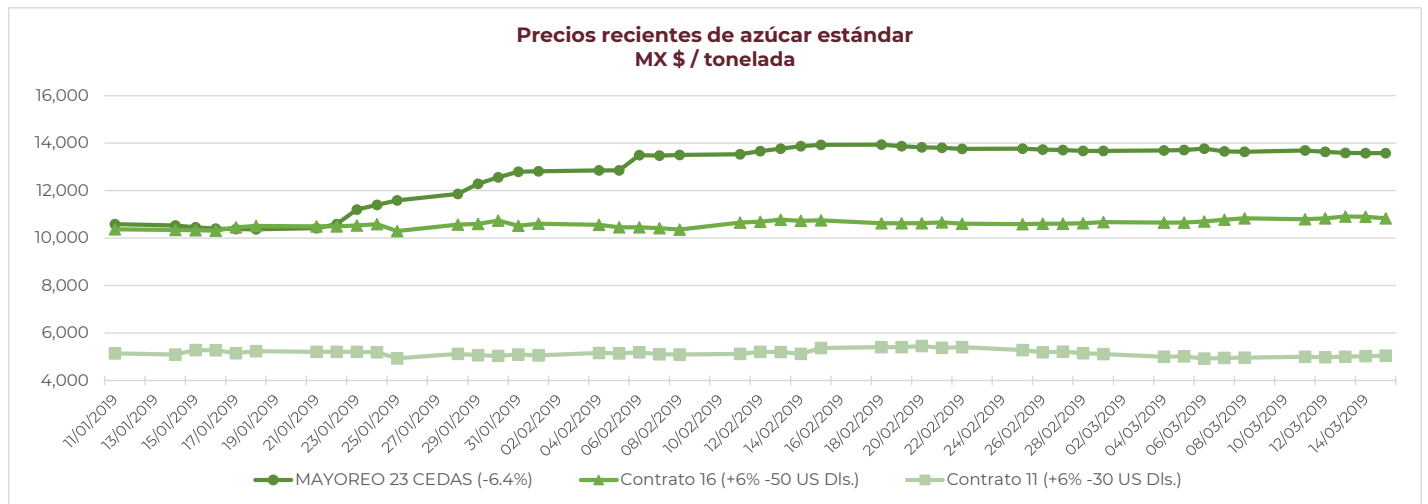
**SADER**  
SECRETARÍA DE AGRICULTURA  
Y DESARROLLO RURAL



## PRECIOS RECIENTES

| CONCEPTO   | 11/03/2019 | 12/03/2019 | 13/03/2019 | 14/03/2019 | 15/03/2019 | Promedio Semanal | Promedio Mensual | Promedio del ciclo |
|--|------------|------------|------------|------------|------------|------------------|------------------|--------------------|
| <b>Tipo de cambio fix</b><br>(MX Pesos / US Dólar) | 19.42      | 19.30      | 19.33      | 19.32      | 19.22      | 19.32            | 19.35            | 19.54              |
| <b>MX \$ / TONELADA</b>                            |            |            |            |            |            |                  |                  |                    |
| <b>AZÚCAR ESTÁNDAR</b>                             |            |            |            |            |            |                  |                  |                    |
| <b>Mayoreo 23 CEDAS (-6.4%)</b>                    | 13,693.24  | 13,631.79  | 13,591.37  | 13,580.38  | 13,576.58  | 13,614.67        | 13,654.11        | 11,977.30          |
| <b>Contrato 16 (+6% -50 US Dls.)</b>               | 10,799.08  | 10,831.95  | 10,910.41  | 10,896.46  | 10,827.88  | 10,853.16        | 10,777.61        | 10,631.28          |
| <b>Contrato 11 (+6% -30 US Dls.)</b>               | 4,996.02   | 4,983.36   | 5,003.90   | 5,024.23   | 5,046.15   | 5,010.73         | 5,002.08         | 5,253.37           |
| <b>Consumidor *</b>                                | ---        | ---        | ---        | ---        | ---        | 22,680.00        | 22,408.33        | 21,866.09          |
| <b>AZÚCAR REFINADA</b>                             |            |            |            |            |            |                  |                  |                    |
| Mayoreo 20 CEDAS                                   | 16,883.99  | 16,878.33  | 16,867.33  | 16,863.70  | 16,828.00  | 16,864.27        | 16,886.33        | 16,116.23          |
| Contrato 5   | 6,613.97   | 6,565.60   | 6,559.35   | 6,546.73   | 6,547.44   | 6,566.62         | 6,581.96         | 6,779.42           |
| Consumidor *                                       | ---        | ---        | ---        | ---        | ---        | 24,541.67        | 24,008.89        | 27,125.14          |

\* Nota: Precios promedio al consumidor en la Ciudad de México, Guadalajara, Jal., y Monterrey, N.L.



# REPORTE SEMANAL DE PRECIOS DE AZÚCAR,

No. 24, ciclo azucarero 2018/19

al 15/Mar/2019



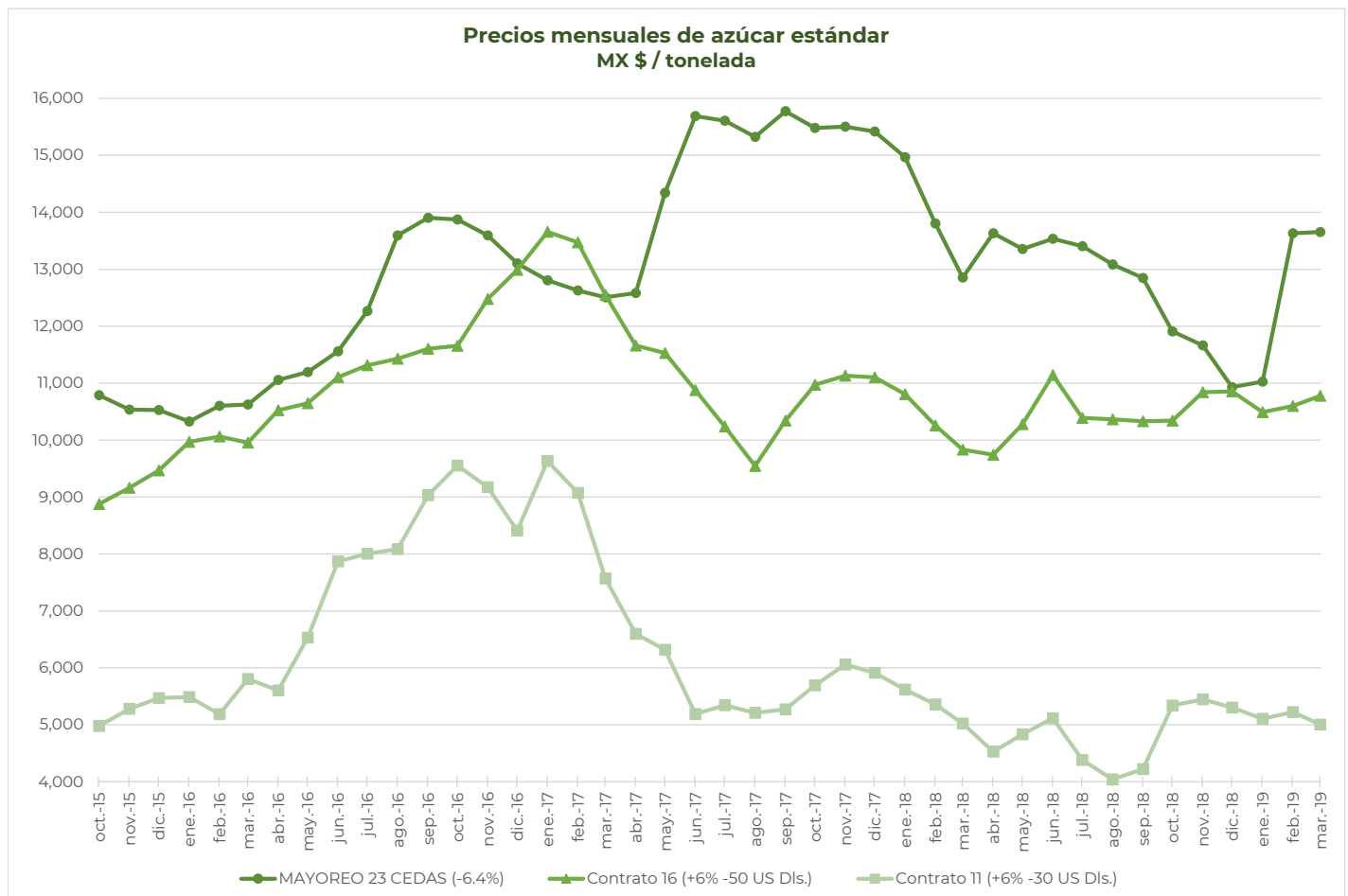
**SADER**  
SECRETARÍA DE AGRICULTURA  
Y DESARROLLO RURAL



## CICLO 2018/19 VS 2017/18

| CONCEPTO                                  | Promedio semanal (Sem. 24 de cada ciclo) |                       |             | Promedio mensual de cada ciclo |                      |             | Promedio de cada ciclo        |                               |             |
|---|--|-----------------------|-------------|--------------------------------|----------------------|-------------|-------------------------------|-------------------------------|-------------|
|   | 11 al 15 mar 2019 (a)                    | 12 al 16 mar 2018 (b) | Variación % | 1 al 15 mar 2019 (a)           | 1 al 16 mar 2018 (b) | Variación % | 1 oct 2018 al 15 mar 2019 (a) | 1 oct 2017 al 16 mar 2018 (b) | Variación % |
|   | MX Pesos / tonelada                      |                       | (a) / (b)   | MX Pesos / tonelada            |                      | (a) / (b)   | MX Pesos / tonelada           |                               | (a) / (b)   |
| <b>Tipo de cambio fix (MX \$ / US \$)</b> | 19.32                                    | 18.64                 | 3.66        | 19.35                          | 18.72                | 3.36        | 19.54                         | 18.87                         | 3.53        |
| <b>AZÚCAR ESTÁNDAR</b>                    |  |                       |             |                                |                      |             |                               |                               |             |
| <b>Mayoreo 23 CEDAS</b>                   | 13,614.67                                | 12,719.70             | 7.04        | 13,654.11                      | 12,882.74            | 5.99        | 11,977.30                     | 14,826.63                     | -19.22      |
| <b>Contrato 16 (+6% -50 US Dls.)</b>      | 10,853.16                                | 9,814.78              | 10.58       | 10,777.61                      | 9,933.82             | 8.49        | 10,631.28                     | 10,767.44                     | -1.26       |
| <b>Contrato 11 (+6% -30 US Dls.)</b>      | 5,010.73                                 | 4,989.74              | 0.42        | 5,002.08                       | 5,139.29             | -2.67       | 5,253.37                      | 5,670.57                      | -7.36       |
| Consumidor *                              | 22,680.00                                | 24,213.33             | -6.33       | 22,408.33                      | 24,387.64            | -8.12       | 21,866.09                     | 25,165.98                     | -13.11      |
| <b>AZÚCAR REFINADA</b>                    |  |                       |             |                                |                      |             |                               |                               |             |
| Mayoreo 20 CEDAS                          | 16,864.27                                | 17,003.12             | -0.82       | 16,886.33                      | 17,132.51            | -1.44       | 16,116.23                     | 17,974.02                     | -10.34      |
| Contrato 5                                | 6,566.62                                 | 6,576.40              | -0.15       | 6,581.96                       | 6,704.46             | -1.83       | 6,779.42                      | 7,031.96                      | -3.59       |
| Consumidor *                              | 24,541.67                                | 28,830.00             | -14.87      | 24,008.89                      | 28,852.22            | -16.79      | 27,125.14                     | 28,682.71                     | -5.43       |

\* Nota: Precios promedio al consumidor en la Ciudad de México, Guadalajara, Jal., y Monterrey, N.L.



# REPORTE SEMANAL DE PRECIOS DE AZÚCAR,

No. 24, ciclo azucarero 2018/19

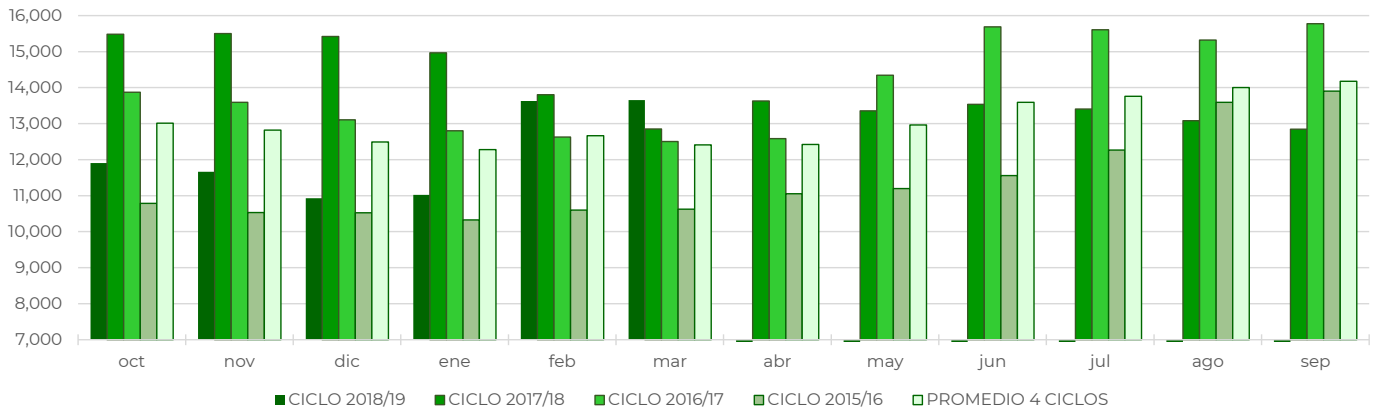
al 15/Mar/2019



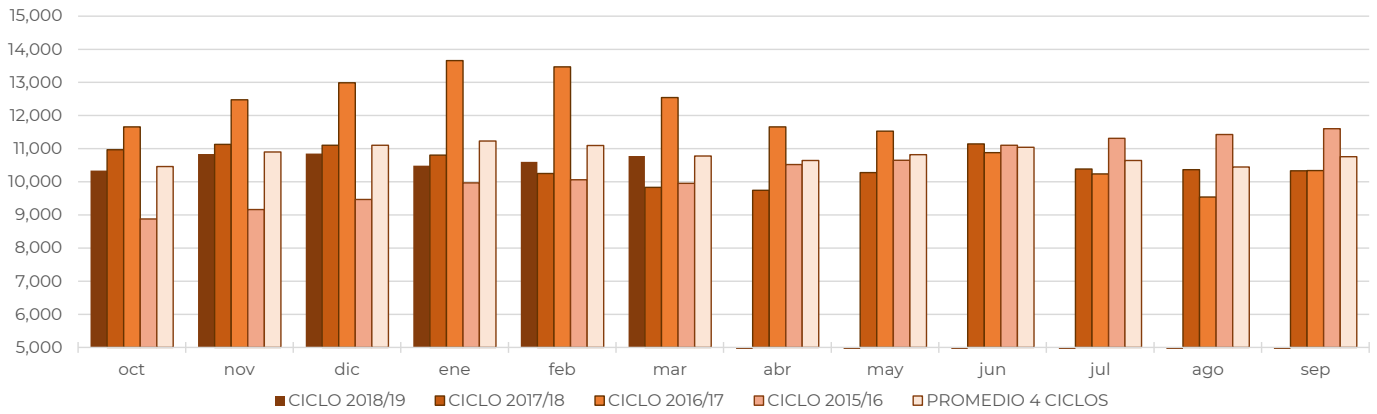
**SADER**  
SECRETARÍA DE AGRICULTURA  
Y DESARROLLO RURAL



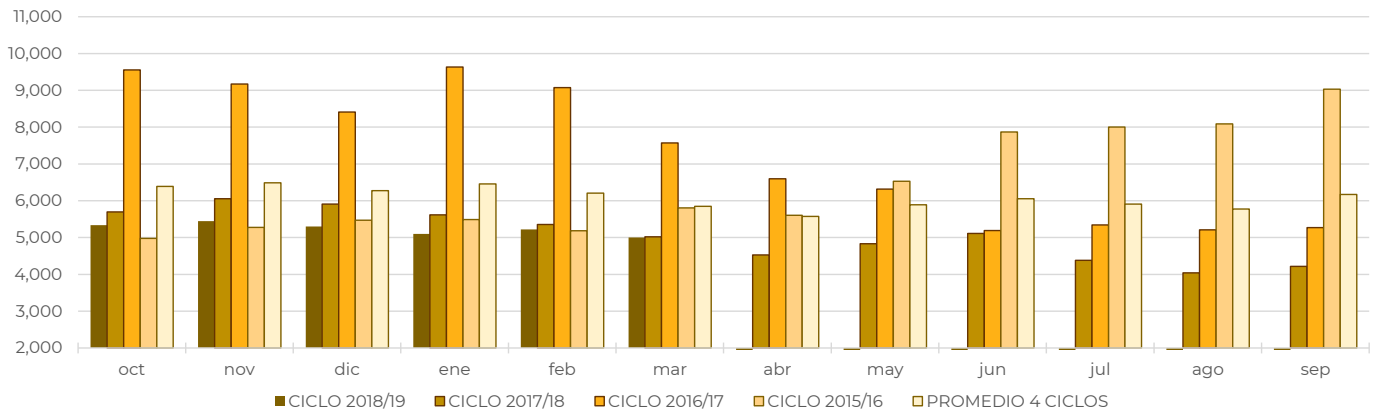
**Comparativo de precios mensuales al mayoreo, 23 CEDAS -6.4%  
MX \$ / tonelada**



**Comparativo de precios mensuales Contrato 16, +6% - 50 US Dls.  
MX \$ / tonelada**



**Comparativo de precios mensuales Contrato 11, +6% - 30 US Dls.  
MX \$ / tonelada**



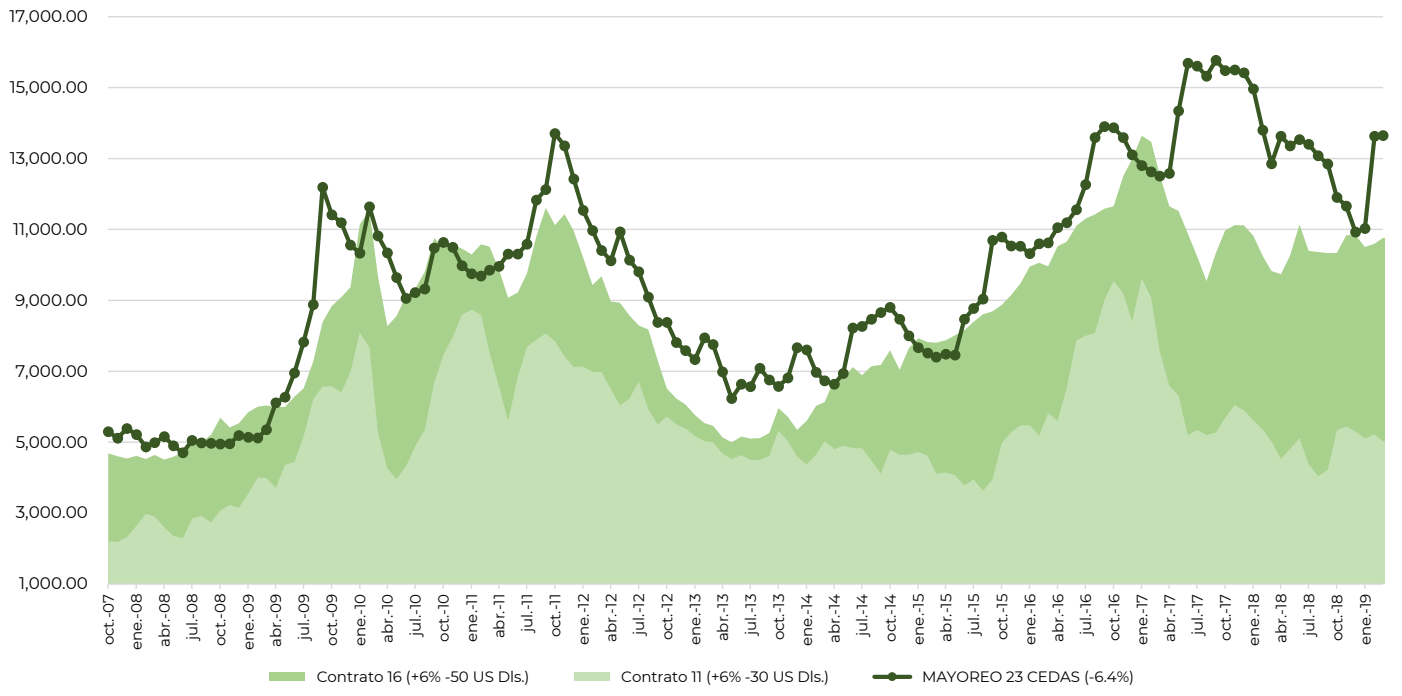
# REPORTE SEMANAL DE PRECIOS DE AZÚCAR,

No. 24, ciclo azucarero 2018/19

al 15/Mar/2019



### Histórico de precios de azúcar estándar (MX\$/t)



### Histórico de precios de azúcar refinada (MX\$/t)

