



<b>INFORME MENSUAL SOBRE LAS ESPECIFICACIONES DEL GAS NATURAL</b> (Valores promedio diarios)											
<b>PERMISIONARIO:</b>	<b>CONSORCIO MEXI-GAS, S.A. de C.V.</b>										
<b>PUNTO DE MEDICIÓN:</b>	<b>Venta de Carpio</b>										
<b>ZONA DE MEDICIÓN:</b>	<b>SUR</b>										

FECHA: (dd/mm/aa)	Metano (% vol)	Bióxido de Carbono (% vol)	Nitrógeno (% vol)	Total Inertes (% vol)	Etano (% vol)	Temperatura de Rocio (K)	Humedad (mg/m <sup>3</sup> )	Poder Calorífico (MJ/m <sup>3</sup> )	Índice Wobbe (MJ/m <sup>3</sup> )	Acido Sulfhídrico (mg/m <sup>3</sup> )	Azufre total* (mg/m <sup>3</sup> )	Oxígeno* (% vol)
	<b>83.0 MÍN.</b>	<b>3.0 MÁX.</b>	<b>6.0 MÁX.</b>	<b>6.0 MÁX.</b>	<b>11.0 MÁX.</b>	<b>271.15 MÁX</b>	<b>110.0 MÁX.</b>	<b>36.8 MÍN.</b>	<b>47.3 MÍN.</b>	<b>6.0 MÁX.</b>	<b>150.0 MÁX.</b>	<b>0.2 MÁX.</b>
01/11/2017	96.1352	0.7832	0.2945	1.0776	2.4741	251.7794	82.6600	38.2600	50.2700	0.1882		
02/11/2017	96.3790	0.7689	0.2726	1.0416	2.2717	250.6202	82.7100	38.2100	50.2600	0.2048		
03/11/2017	96.3314	0.7769	0.2975	1.0744	2.2914	252.3358	82.0600	38.2000	50.2400	0.1784		
04/11/2017	96.2332	0.7626	0.3039	1.0666	2.3958	252.3325	81.3200	38.2400	50.2700	0.1101		
05/11/2017	95.7995	0.7497	0.2959	1.0456	2.7533	254.0379	81.5100	38.4100	50.3800	0.0916		
06/11/2017	96.0614	0.7299	0.2791	1.0091	2.5382	254.7503	81.8400	38.3600	50.3700	0.1500		
07/11/2017	96.0169	0.7103	0.3119	1.0222	2.6203	254.4839	81.5400	38.3400	50.3600	0.1495		
08/11/2017	95.9475	0.7194	0.3095	1.0289	2.6937	253.5827	81.6800	38.3500	50.3600	0.1823		
09/11/2017	96.1467	0.7082	0.3071	1.0153	2.5415	253.0002	80.7000	38.2900	50.3300	0.2165		
10/11/2017	96.2359	0.7240	0.3003	1.0243	2.4675	252.7653	80.8700	38.2500	50.3000	0.2110		
11/11/2017	96.1593	0.6876	0.3160	1.0036	2.5065	252.4914	81.1300	38.3100	50.3500	0.1513		
12/11/2017	96.2641	0.7019	0.3157	1.0175	2.3831	251.8143	80.2900	38.2700	50.3200	0.1075		
13/11/2017	96.1430	0.7047	0.3030	1.0077	2.4738	253.3606	80.0200	38.3300	50.3600	0.1251		
14/11/2017	96.2642	0.6873	0.2752	0.9625	2.3518	253.2924	80.5300	38.3400	50.3900	0.1021		
15/11/2017	96.2795	0.6886	0.2742	0.9627	2.3433	253.1047	80.4900	38.3300	50.3900	0.0972		
16/11/2017	96.1100	0.6904	0.2807	0.9711	2.4495	253.6193	80.5100	38.3900	50.4200	0.0985		
17/11/2017	96.0883	0.7036	0.2958	0.9994	2.4789	253.4014	80.9800	38.3700	50.3900	0.0725		
18/11/2017	96.3582	0.7024	0.2960	0.9984	2.2637	254.1209	81.0500	38.2800	50.3400	0.0768		
19/11/2017	96.8895	0.7341	0.2488	0.9828	1.8784	250.9886	79.3600	38.0900	50.2200	0.0937		
20/11/2017	96.7574	0.7393	0.2525	0.9918	1.9490	251.3091	80.2300	38.1400	50.2500	0.1138		
21/11/2017	96.5373	0.7537	0.2803	1.0340	2.1154	253.2091	81.3800	38.1800	50.2500	0.0881		
22/11/2017	96.4038	0.7351	0.2994	1.0346	2.2162	254.1340	79.0900	38.2300	50.2800	0.0776		
23/11/2017	96.4849	0.7804	0.2891	1.0695	2.1432	254.3660	78.5900	38.1600	50.2200	0.0800		
24/11/2017	96.3513	0.7708	0.2929	1.0636	2.2933	252.0652	79.3000	38.2000	50.2400	0.1090		
25/11/2017	96.4308	0.7421	0.2820	1.0241	2.2314	250.9976	79.9900	38.2100	50.2700	0.1182		
26/11/2017	96.5752	0.7487	0.2840	1.0326	2.1129	250.3863	78.6400	38.1500	50.2400	0.1801		
27/11/2017	96.4048	0.7540	0.3017	1.0557	2.2246	250.8855	78.4200	38.2000	50.2500	0.1514		
28/11/2017	96.2241	0.7669	0.2921	1.0590	2.3448	252.8945	79.5300	38.2700	50.2800	0.1307		
29/11/2017	96.1518	0.6914	0.3807	1.0721	2.3636	254.8835	79.2000	38.3000	50.3100	0.0911		
30/11/2017	96.1119	0.7445	0.2988	1.0433	2.4528	252.8613	78.5700	38.3200	50.3300	0.0932		

\*/ Los valores trimestrales se deberán reportar en los meses de enero, abril, julio y octubre de cada año, respecto del trimestre inmediato anterior.

<b>Mínimo</b>	95.7995	0.6873	0.2488	0.9625	1.8784	250.3863	78.4200	38.0900	50.2200	0.0725		
<b>Promedio</b>	96.2759	0.7320	0.2944	1.0264	2.3541	252.7958	80.4730	38.2660	50.3080	0.1280		
<b>Máximo</b>	96.8895	0.7832	0.3807	1.0776	2.7533	254.8835	82.7100	38.4100	50.4200	0.2165		
<b>Desv. Est.</b>	0.22895	0.03091	0.02303	0.03325	0.19828	1.27419	1.21671	0.08080	0.05915	0.04379		

Observaciones: DATOS OBTENIDOS DE LOS ANALIZADORES PROPIEDAD DE ENGIE.


INFORME MENSUAL SOBRE LAS ESPECIFICACIONES DEL GAS NATURAL (Registros Máximos diarios)											
PERMISIONARIO:	CONSORCIO MEXI-GAS, S.A. de C.V.										
PUNTO DE MEDICIÓN:	Venta de Carpio										
ZONA DE MEDICIÓN:	SUR										

FECHA: (dd/mm/aa)	Metano (% vol)	Bióxido de Carbono (% vol)	Nitrógeno (% vol)	Total Inertes (% vol)	Etano (% vol)	Temperatura de Rocio (K)	Humedad (mg/m <sup>3</sup> )	Poder Calorífico (MJ/m <sup>3</sup> )	Índice Wobbe (MJ/m <sup>3</sup> )	Acido Sulfhídrico (mg/m <sup>3</sup> )	Azufre total* (mg/m <sup>3</sup> )	Oxígeno* (% vol)
	83.0 MÍN.	3.0 MÁX.	6.0 MÁX.	6.0 MÁX.	11.0 MÁX.	271.15 MÁX	110.0 MÁX.	43.6 MÁX.	53.2 MÁX.	6.0 MÁX.	150.0 MÁX.	0.2 MÁX.
01/11/2017	96.3804	0.8421	0.3192	1.1550	2.7221	253.1942	84.4400	38.3500	50.3300	0.2631		
02/11/2017	96.4755	0.7960	0.2914	1.0828	2.4810	253.0323	85.2400	38.2500	50.2900	0.2811		
03/11/2017	96.5386	0.8545	0.3163	1.1369	2.4842	255.4978	85.2400	38.3100	50.3100	0.3171		
04/11/2017	96.4770	0.7996	0.3287	1.1004	2.8142	254.1187	84.5400	38.4200	50.3700	0.1820		
05/11/2017	96.0320	0.7907	0.3230	1.0815	2.8985	255.1770	84.8400	38.4700	50.4300	0.2270		
06/11/2017	96.4302	0.7933	0.3071	1.0763	2.8277	256.4958	85.4400	38.5100	50.4900	0.2270		
07/11/2017	96.3099	0.7761	0.3405	1.0751	2.9367	256.1441	85.3400	38.4400	50.4500	0.2180		
08/11/2017	96.1765	0.7776	0.3283	1.0828	2.8423	254.8109	85.5500	38.4200	50.4100	0.2631		
09/11/2017	96.4066	0.7370	0.3217	1.0367	2.6934	253.7668	84.0400	38.3900	50.4100	0.2991		
10/11/2017	96.4004	0.7616	0.3236	1.0753	2.5770	254.1292	83.9400	38.3200	50.3600	0.3261		
11/11/2017	96.3669	0.7373	0.3402	1.0638	2.6690	253.9439	84.3400	38.4100	50.4400	0.2000		
12/11/2017	96.4255	0.7393	0.3377	1.0697	2.5373	254.1235	83.8400	38.3400	50.3800	0.1910		
13/11/2017	96.4468	0.7294	0.3416	1.0479	2.5585	256.3777	83.2300	38.4000	50.4100	0.2000		
14/11/2017	96.5720	0.7235	0.3068	1.0125	2.5429	254.6394	83.0300	38.4300	50.4800	0.1639		
15/11/2017	96.4237	0.7188	0.2992	1.0144	2.4705	254.6071	83.8400	38.4300	50.4800	0.1639		
16/11/2017	96.3687	0.7288	0.3095	1.0276	2.5398	254.6287	84.0400	38.4600	50.4800	0.1549		
17/11/2017	96.2511	0.7564	0.3318	1.0417	2.6533	254.8354	84.3400	38.4500	50.4500	0.1279		
18/11/2017	96.6916	0.7447	0.3226	1.0420	2.4780	255.4436	84.5400	38.3700	50.4100	0.1279		
19/11/2017	97.0868	0.7696	0.3000	1.0472	2.0405	253.5110	81.9300	38.1700	50.2700	0.1549		
20/11/2017	97.1266	0.7762	0.2884	1.0206	2.1857	253.3064	83.1300	38.2700	50.3400	0.1820		
21/11/2017	96.8040	0.8033	0.3024	1.0742	2.2812	255.1805	84.3400	38.3100	50.3400	0.1459		
22/11/2017	96.7956	0.7964	0.3231	1.0798	2.5283	255.0065	82.4300	38.3200	50.3600	0.1369		
23/11/2017	96.6835	0.8119	0.3298	1.1064	2.2620	256.3625	82.0300	38.2500	50.2800	0.1279		
24/11/2017	96.4865	0.8013	0.3340	1.1080	2.4471	253.8616	82.7300	38.2500	50.2900	0.1639		
25/11/2017	96.5950	0.7653	0.3079	1.0501	2.4068	252.2865	83.7400	38.3300	50.3800	0.1820		
26/11/2017	96.7807	0.7829	0.3117	1.0748	2.2136	251.7616	82.8300	38.2000	50.2800	0.3802		
27/11/2017	96.7311	0.7728	0.3259	1.0892	2.3475	251.9270	82.3300	38.2600	50.3000	0.2540		
28/11/2017	96.4396	0.8228	0.7513	1.3107	2.4555	256.1643	83.3300	38.3700	50.3900	0.2000		
29/11/2017	96.3548	0.7728	1.0577	1.5736	2.6503	261.3380	83.3300	38.4700	50.4600	0.1639		
30/11/2017	96.2846	0.7945	0.3339	1.1143	2.5493	254.5993	83.7400	38.3800	50.3700	0.1730		

\*/ Los valores trimestrales se deberán reportar en los meses de enero, abril, julio y octubre de cada año, respecto del trimestre inmediato anterior.

Mínimo	96.0320	0.7188	0.2884	1.0125	2.0405	251.7616	81.9300	38.1700	50.2700	0.1279		
Promedio	96.5114	0.7759	0.3585	1.0957	2.5365	254.6757	83.8567	38.3583	50.3813	0.2066		
Máximo	97.1266	0.8545	1.0577	1.5736	2.9367	261.3380	85.5500	38.5100	50.4900	0.3802		
Desv. Est.	0.24299	0.03435	0.15445	0.10585	0.21550	1.78667	1.02289	0.08698	0.06806	0.06523		

Observaciones: DATOS OBTENIDOS DE LOS ANALIZADORES PROPIEDAD DE ENGIE.

INFORME MENSUAL SOBRE LAS ESPECIFICACIONES DEL GAS NATURAL (Registros Mínimos diarios)											
PERMISIONARIO:	CONSORCIO MEXI-GAS, S.A. de C.V.										
PUNTO DE MEDICIÓN:	Venta de Carpio										
ZONA DE MEDICIÓN:	SUR										

FECHA: (dd/mm/aa)	Metano (% vol)	Bióxido de Carbono (% vol)	Nitrógeno (% vol)	Total Inertes (% vol)	Etano (% vol)	Temperatura de Rocio (K)	Humedad (mg/m <sup>3</sup> )	Poder Calorífico (MJ/m <sup>3</sup> )	Índice Wobbe (MJ/m <sup>3</sup> )	Acido Sulfhídrico (mg/m <sup>3</sup> )	Azufre total* (mg/m <sup>3</sup> )	Oxígeno* (% vol)
	83.0 MÍN.	3.0 MÁX.	6.0 MÁX.	6.0 MÁX.	11.0 MÁX.	271.15 MÁX	110.0 MÁX.	36.8 MÍN.	47.3 MÍN.	6.0 MÁX.	150.0 MÁX.	0.2 MÁX.
01/11/2017	95.8293	0.7341	0.2679	1.0167	2.2697	249.8267	80.9200	38.1900	50.2200	0.1279		
02/11/2017	96.1365	0.7382	0.2499	1.0095	2.1754	249.0511	79.5200	38.1700	50.2200	0.0919		
03/11/2017	96.0789	0.7253	0.2482	1.0213	2.1614	249.8239	78.7100	38.1400	50.1600	0.0738		
04/11/2017	95.7216	0.7290	0.2771	1.0295	2.2043	249.0417	78.4100	38.1400	50.2000	0.0468		
05/11/2017	95.6308	0.7191	0.2735	1.0082	2.5727	253.1003	78.3100	38.3400	50.3400	0.0288		
06/11/2017	95.7190	0.6802	0.2482	0.9543	2.2182	253.2852	78.4100	38.1900	50.2400	0.1009		
07/11/2017	95.6600	0.6525	0.2768	0.9579	2.3200	252.9436	78.3100	38.2300	50.2600	0.0648		
08/11/2017	95.7393	0.6802	0.2852	0.9762	2.4952	252.0776	78.3100	38.2700	50.2800	0.0919		
09/11/2017	95.9945	0.6738	0.2878	0.9784	2.3284	251.7892	78.0100	38.2100	50.2800	0.1459		
10/11/2017	96.1012	0.6975	0.2744	0.9854	2.3317	251.0411	78.0100	38.2000	50.2500	0.1189		
11/11/2017	95.9726	0.6418	0.2840	0.9529	2.3044	251.1452	78.2100	38.2100	50.2700	0.0919		
12/11/2017	96.0940	0.6557	0.2968	0.9635	2.2246	249.9446	77.6100	38.1900	50.2500	0.0378		
13/11/2017	96.0112	0.6731	0.2712	0.9626	2.2245	250.0230	77.7100	38.2000	50.2600	0.0648		
14/11/2017	96.0097	0.6461	0.2409	0.9090	2.1345	251.5431	78.0100	38.1800	50.2700	0.0378		
15/11/2017	96.1268	0.6580	0.2337	0.9011	2.2420	251.9122	77.0000	38.2500	50.3100	0.0378		
16/11/2017	95.9892	0.6630	0.2532	0.9372	2.2717	252.2049	77.0000	38.2500	50.3100	0.0378		
17/11/2017	95.9262	0.6779	0.2598	0.9558	2.3605	250.4820	77.7100	38.3000	50.3300	0.0288		
18/11/2017	96.0868	0.6627	0.2531	0.9184	1.9845	252.7624	77.7100	38.1300	50.2300	0.0288		
19/11/2017	96.6557	0.6987	0.2224	0.9359	1.7460	248.6986	76.7000	38.0200	50.1800	0.0288		
20/11/2017	96.4210	0.7027	0.2261	0.9535	1.6956	248.8570	76.7000	38.0000	50.1600	0.0378		
21/11/2017	96.2741	0.6940	0.2584	0.9767	1.9470	252.1157	78.1100	38.0500	50.1600	0.0378		
22/11/2017	96.0766	0.6967	0.2735	0.9817	1.9277	252.7417	75.5000	38.0400	50.1500	0.0108		
23/11/2017	96.3166	0.7393	0.2561	1.0146	1.9923	252.8053	75.3900	38.0800	50.1600	0.0018		
24/11/2017	96.1943	0.7322	0.2658	1.0115	2.1696	249.9530	75.2900	38.1300	50.1800	0.0468		
25/11/2017	96.2130	0.6945	0.2553	0.9798	2.1074	249.5796	76.5000	38.1500	50.2300	0.0648		
26/11/2017	96.4339	0.7316	0.2653	1.0062	1.9654	248.4494	74.8900	38.0600	50.1600	0.0738		
27/11/2017	96.2624	0.7357	0.2755	1.0261	1.9843	249.2305	74.7900	38.0400	50.1400	0.0648		
28/11/2017	95.8965	0.5594	0.2666	0.9776	2.1882	251.6216	75.2900	38.1800	50.2000	0.0558		
29/11/2017	95.7951	0.5043	0.2478	0.9506	2.0902	251.6211	76.4000	38.0800	50.0000	0.0198		
30/11/2017	95.9746	0.7023	0.2729	1.0069	2.3104	251.2299	0.5200	38.1900	50.2100	0.0198		

\*/ Los valores trimestrales se deberán reportar en los meses de enero, abril, julio y octubre de cada año, respecto del trimestre inmediato anterior.

<b>Mínimo</b>	95.6308	0.5043	0.2224	0.9011	1.6956	248.4494	0.5200	38.0000	50.0000	0.0018		
<b>Promedio</b>	96.0447	0.6833	0.2622	0.9753	2.1649	250.9634	74.7987	38.1603	50.2203	0.0573		
<b>Máximo</b>	96.6557	0.7393	0.2968	1.0295	2.5727	253.2852	80.9200	38.3400	50.3400	0.1459		
<b>Desv. Est.</b>	0.24223	0.05148	0.01792	0.03511	0.19630	1.49244	14.10067	0.08499	0.07005	0.03557		

Observaciones: DATOS OBTENIDOS DE LOS ANALIZADORES PROPIEDAD DE ENGIE.