



<b>INFORME MENSUAL SOBRE LAS ESPECIFICACIONES DEL GAS NATURAL</b> (Valores promedio diarios)												
<b>PERMISIONARIO:</b>	<b>CONSORCIO MEXI-GAS, S.A. de C.V.</b>											
<b>PUNTO DE MEDICIÓN:</b>	<b>Venta de Carpio</b>											
<b>ZONA DE MEDICIÓN:</b>	<b>SUR</b>											

FECHA: (dd/mm/aa)	Metano (% vol)	Bióxido de Carbono (% vol)	Nitrógeno (% vol)	Total Inertes (% vol)	Etano (% vol)	Temperatura de Rocio (K)	Humedad (mg/m <sup>3</sup> )	Poder Calorífico (MJ/m <sup>3</sup> )	Índice Wobbe (MJ/m <sup>3</sup> )	Acido Sulfhídrico (mg/m <sup>3</sup> )	Azufre total* (mg/m <sup>3</sup> )	Oxígeno* (% vol)
	83.0 MÍN.	3.0 MÁX.	6.0 MÁX.	6.0 MÁX.	11.0 MÁX.	271.15 MÁX	110.0 MÁX.	36.8 MÍN.	47.3 MÍN.	6.0 MÁX.	150.0 MÁX.	0.2 MÁX.
01/04/2015	94.2147	0.4683	1.5513	2.0196	3.4294	262.9588	49.8192	38.1624	49.8283	0.3031	< 10.8	0.00
02/04/2015	95.0205	0.3638	1.5050	1.8688	2.7928	265.6234	49.8192	38.0260	49.8411	0.3031		
03/04/2015	95.0205	0.3638	1.5050	1.8688	2.7928	265.6234	49.8192	38.0260	49.8411	0.3031		
04/04/2015	95.0205	0.3638	1.5050	1.8688	2.7928	265.6234	49.8192	38.0260	49.8411	0.3031		
05/04/2015	95.0205	0.3638	1.5050	1.8688	2.7928	265.6234	49.8192	38.0260	49.8411	0.3031		
06/04/2015	95.0205	0.3638	1.5050	1.8688	2.7928	265.6234	49.8192	38.0260	49.8411	0.3031		
07/04/2015	93.9668	0.5761	1.5522	2.1283	3.6236	261.0554	13.9870	38.1340	49.7379	0.3031		
08/04/2015	93.2219	0.6307	1.6851	2.3157	4.1040	257.4232	28.1927	38.2457	49.7068	1.0972		
09/04/2015	93.0613	0.5768	1.8623	2.4391	4.0868	256.2922	26.4230	38.2282	49.6544	1.0162		
10/04/2015	92.8696	0.6227	2.0042	2.6270	4.0934	256.4628	27.2555	38.1590	49.5205	1.0734		
11/04/2015	93.2871	0.6142	1.8083	2.4226	3.9073	257.7305	30.7174	38.1693	49.6196	1.1329		
12/04/2015	93.3273	0.6461	1.5809	2.2270	4.0260	257.0161	28.4250	38.2975	49.7728	0.8084		
13/04/2015	93.6330	0.5170	1.8637	2.3807	3.5764	261.0361	29.0312	38.1116	49.6268	0.5150		
14/04/2015	93.0275	0.4741	2.2174	2.6914	3.8730	258.1150	31.8822	38.0695	49.4739	1.0179		
15/04/2015	93.2486	0.5015	1.8908	2.3924	3.9601	257.6462	32.9000	38.2045	49.6798	0.7970		
16/04/2015	93.1422	0.4915	1.9180	2.4095	4.0150	259.6221	41.4293	38.2441	49.6965	0.8835		
17/04/2015	94.3858	0.2592	2.1731	2.4324	2.7989	267.3315	42.1477	37.8741	49.5259	0.9413		
18/04/2015	93.4141	0.2529	2.1004	2.3533	3.6760	268.0540	51.6667	38.2785	49.7961	0.9080		
19/04/2015	93.0039	0.2977	2.2445	2.5422	4.0331	264.1771	64.3717	38.1995	49.6562	0.7673		
20/04/2015	92.4483	0.3450	2.7883	3.1334	4.0975	260.3220	43.4834	37.9109	49.2159	1.0034		
21/04/2015	92.5112	0.3306	2.8856	3.2162	3.9509	260.7447	32.7414	37.8463	49.1475	1.0034		
22/04/2015	93.5165	0.2820	2.3650	2.6471	3.5328	264.1895	43.5349	37.9345	49.4620	1.0034		
23/04/2015	93.1160	0.3539	2.5549	2.9088	3.6671	262.7499	37.7711	37.8763	49.2927	1.0034		
24/04/2015	92.8416	0.3061	2.6875	2.9936	3.8504	262.7048	32.9208	37.8970	49.2789	1.0034		
25/04/2015	93.0764	0.2785	2.5593	2.8378	3.6851	263.7256	36.1862	37.9656	49.3941	1.0034		
26/04/2015	92.7882	0.3449	2.4700	2.8149	3.9268	262.6607	33.4478	38.0843	49.4573	1.0034		
27/04/2015	92.5190	0.3945	2.3949	2.7894	4.1947	260.7945	31.1930	38.1846	49.5167	1.0034		
28/04/2015	92.6478	0.3676	2.4538	2.8214	4.0590	261.6931	31.8668	38.1164	49.4688	1.0034		
29/04/2015	93.0742	0.3263	2.3505	2.6768	3.7993	263.6014	34.0937	38.0871	49.5253	1.0034		
30/04/2015	93.5697	0.3352	2.0290	2.3643	3.6118	263.7876	35.0514	38.1574	49.7022	1.0034		

\*/ Los valores trimestrales se deberán reportar en los meses de enero, abril, julio y octubre de cada año, respecto del trimestre inmediato anterior.

<b>Mínimo</b>	92.4483	0.2529	1.5050	1.8688	2.7928	256.2922	13.9870	37.8463	49.1475	0.3031		
<b>Promedio</b>	93.5005	0.4137	2.0505	2.4643	3.6514	262.0004	37.9878	38.0856	49.5987	0.8039		
<b>Máximo</b>	95.0205	0.6461	2.8856	3.2162	4.1947	268.0540	64.3717	38.2975	49.8411	1.1329		
<b>Desv. Est.</b>	0.82476	0.12150	0.43168	0.38739	0.47674	3.35346	10.51495	0.12928	0.20033	0.30355		

Observaciones: DATOS OBTENIDOS DE LOS ANALIZADORES PROPIEDAD DE GDF SUEZ.

<b>INFORME MENSUAL SOBRE LAS ESPECIFICACIONES DEL GAS NATURAL</b> <b>(Registros Máximos diarios)</b>												
<b>PERMISIONARIO:</b>	CONSORCIO MEXI-GAS, S.A. de C.V.											
<b>PUNTO DE MEDICIÓN:</b>	Venta de Carpio											
<b>ZONA DE MEDICIÓN:</b>	SUR											


FECHA: (dd/mm/aa)	Metano (% vol)	Bióxido de Carbono (% vol)	Nitrógeno (% vol)	Total Inertes (% vol)	Etano (% vol)	Temperatura de Rocio (K)	Humedad (mg/m <sup>3</sup> )	Poder Calorífico (MJ/m <sup>3</sup> )	Índice Wobbe (MJ/m <sup>3</sup> )	Acido Sulfhídrico (mg/m <sup>3</sup> )	Azufre total* (mg/m <sup>3</sup> )	Oxígeno* (% vol)
	83.0 MÍN.	3.0 MÁX.	6.0 MÁX.	6.0 MÁX.	11.0 MÁX.	271.15 MÁX	110.0 MÁX.	43.6 MÁX.	53.2 MÁX.	6.0 MÁX.	150.0 MÁX.	0.2 MÁX.
01/04/2015	95.1353	0.6058	1.9574	2.4381	4.0984	266.8728	321.5218	39.2847	50.6966	3.0445		
02/04/2015	95.0205	0.3638	1.5050	1.8688	2.7928	265.6234	321.5218	38.0260	49.8411	3.0445		
03/04/2015	95.0205	0.3638	1.5050	1.8688	2.7928	265.6234	321.5218	38.0260	49.8411	3.0445		
04/04/2015	95.0205	0.3638	1.5050	1.8688	2.7928	265.6234	321.5218	38.0260	49.8411	3.0445		
05/04/2015	95.0205	0.3638	1.5050	1.8688	2.7928	265.6234	321.5218	38.0260	49.8411	3.0445		
06/04/2015	95.0205	0.3638	1.5050	1.8688	2.7928	265.6234	321.5218	38.0260	49.8411	3.0445		
07/04/2015	95.0205	0.7459	1.8711	2.5131	4.2472	265.6234	321.5218	38.3166	49.8598	1.2583		
08/04/2015	93.5997	0.7566	1.9758	2.5812	4.2936	258.5120	30.1304	39.2848	50.6960	1.4079		
09/04/2015	93.9540	0.6724	2.1943	2.7289	4.3924	259.8859	28.7564	39.2878	50.7011	1.2319		
10/04/2015	93.1454	0.7118	2.3781	2.9610	4.3038	259.2268	31.4063	39.2904	50.7048	1.5839		
11/04/2015	93.9078	0.6590	2.1203	2.7248	4.1084	259.8859	33.7618	39.2818	50.6932	1.7511		
12/04/2015	94.0602	0.7443	2.2172	2.7517	4.3479	265.9512	29.8360	39.2932	50.7074	1.3991		
13/04/2015	96.0190	0.5931	2.2987	2.8122	4.2625	266.6265	35.6265	39.2905	50.7050	1.1439		
14/04/2015	93.8251	0.6301	2.4438	2.9052	4.3284	260.5856	34.6451	39.2878	50.7010	1.4343		
15/04/2015	94.3571	0.6859	2.2416	2.7730	4.5329	259.9750	36.6079	39.2885	50.7016	1.4343		
16/04/2015	94.7496	0.5685	2.7042	3.1016	4.3025	265.5179	51.0352	39.2826	50.6931	1.4607		
17/04/2015	97.2110	0.3974	2.9293	3.3094	4.1793	272.9537	52.5074	39.2904	50.7046	1.8214		
18/04/2015	94.3416	0.4008	3.0745	3.3584	5.4687	270.6164	60.9478	39.2830	50.6932	1.6895		
19/04/2015	94.4021	0.4048	2.8413	3.1753	5.1169	268.9919	88.4967	39.2898	50.7044	1.0823		
20/04/2015	94.3192	0.4743	5.4511	5.5516	5.5201	267.3633	57.3165	39.2865	50.6978	4.0037		
21/04/2015	96.8916	0.4087	3.8447	4.1076	4.7847	270.4336	44.8521	39.2847	50.6969	0.0088		
22/04/2015	95.9784	0.3663	3.2121	3.5455	4.7308	269.1117	51.1334	39.2907	50.7045	0.0088		
23/04/2015	93.6377	0.4378	2.7991	3.1827	4.0594	265.3848	41.0245	39.2900	50.7046	0.0088		
24/04/2015	93.2994	0.3884	2.9651	3.2531	4.2544	265.7290	34.4488	39.2885	50.7014	0.0088		
25/04/2015	94.3125	0.3051	2.8451	3.1295	4.0660	267.2885	41.9078	39.2825	50.6930	0.0088		
26/04/2015	93.6457	0.6284	2.7247	3.0927	4.6727	265.8420	38.5708	39.2901	50.7045	0.0088		
27/04/2015	93.9999	0.5637	2.7318	3.0747	4.7563	264.1632	36.5098	39.2861	50.6973	0.0088		
28/04/2015	94.6568	0.4896	2.8843	3.2613	4.7312	268.1499	38.8653	39.2908	50.7049	0.0088		
29/04/2015	94.5675	0.4101	2.9571	3.3086	4.7383	267.1888	38.7671	39.2873	50.7008	0.0088		
30/04/2015	94.6284	0.3972	2.2245	2.5769	4.0815	266.2304	40.7300	39.2825	50.6933	0.0088		

\*/ Los valores trimestrales se deberán reportar en los meses de enero, abril, julio y octubre de cada año, respecto del trimestre inmediato anterior.

<b>Mínimo</b>	93.1454	0.3051	1.5050	1.8688	2.7928	258.5120	28.7564	38.0260	49.8411	0.0088		
<b>Promedio</b>	94.6256	0.5088	2.5137	2.9187	4.2114	265.5409	107.6179	39.0447	50.5289	1.3686		
<b>Máximo</b>	97.2110	0.7566	5.4511	5.5516	5.5201	272.9537	321.5218	39.2932	50.7074	4.0037		
<b>Desv. Est.</b>	0.95515	0.14410	0.80965	0.74296	0.74544	3.52165	120.58549	0.49590	0.34822	1.21726		

Observaciones: DATOS OBTENIDOS DE LOS ANALIZADORES PROPIEDAD DE GDF SUEZ

**INFORME MENSUAL SOBRE LAS ESPECIFICACIONES DEL GAS NATURAL**  
(Registros Mínimos diarios)

<b>PERMISIONARIO:</b>	<b>CONSORCIO MEXI-GAS, S.A. de C.V.</b>	
<b>PUNTO DE MEDICIÓN:</b>	<b>Venta de Carpio</b>	
<b>ZONA DE MEDICIÓN:</b>	<b>SUR</b>	

FECHA: (dd/mm/aa)	Metano (% vol)	Bióxido de Carbono (% vol)	Nitrógeno (% vol)	Total Inertes (% vol)	Etano (% vol)	Temperatura de Rocío (K)	Humedad (mg/m <sup>3</sup> )	Poder Calorífico (MJ/m <sup>3</sup> )	Índice Wobbe (MJ/m <sup>3</sup> )	Acido Sulfhídrico (mg/m <sup>3</sup> )	Azufre total* (mg/m <sup>3</sup> )	Oxígeno* (% vol)
	83.0 MÍN.	3.0 MÁX.	6.0 MÁX.	6.0 MÁX.	11.0 MÁX.	271.15 MÁX	110.0 MÁX.	36.8 MÍN.	47.3 MÍN.	6.0 MÁX.	150.0 MÁX.	0.2 MÁX.
01/04/2015	93.4424	0.3377	1.3236	1.6765	2.7615	258.9935	63.5974	37.9386	49.5930	0.3960		
02/04/2015	95.0205	0.3638	1.5050	1.8688	2.7928	265.6234	63.5974	38.0260	49.8411	0.3960		
03/04/2015	95.0205	0.3638	1.5050	1.8688	2.7928	265.6234	63.5974	38.0260	49.8411	0.3960		
04/04/2015	95.0205	0.3638	1.5050	1.8688	2.7928	265.6234	63.5974	38.0260	49.8411	0.3960		
05/04/2015	95.0205	0.3638	1.5050	1.8688	2.7928	265.6234	63.5974	38.0260	49.8411	0.3960		
06/04/2015	95.0205	0.3638	1.5050	1.8688	2.7928	265.6234	63.5974	38.0260	49.8411	0.3960		
07/04/2015	93.1610	0.3638	1.2945	1.8688	2.7928	257.4669	63.5974	38.0260	49.4938	0.3960		
08/04/2015	92.8762	0.5415	1.3359	2.0837	3.6496	255.8410	26.2046	37.9607	49.4510	0.9239		
09/04/2015	92.8465	0.4635	1.2382	1.9068	3.4243	255.0831	23.3584	38.0548	49.4328	0.7919		
10/04/2015	92.4344	0.5701	1.4186	2.1146	3.8362	255.4917	23.4566	37.9522	49.2606	0.6247		
11/04/2015	92.9577	0.5690	1.4170	1.9986	3.7058	256.1876	26.5972	38.0406	49.4261	0.7831		
12/04/2015	93.0994	0.4746	1.0674	1.7943	3.1586	255.4017	26.6953	37.9731	49.3759	0.1320		
13/04/2015	92.5178	0.3466	1.0476	1.3942	2.1959	258.2867	25.8120	37.9899	49.4085	0.1144		
14/04/2015	92.7140	0.4170	0.9854	1.6155	3.3580	256.4733	29.3452	37.9239	49.3251	0.5984		
15/04/2015	92.9765	0.4241	0.3879	1.0738	3.6402	256.1017	22.0825	37.9585	49.3617	0.4488		
16/04/2015	92.2127	0.3974	0.6462	1.1984	3.3627	256.8186	29.8360	37.9795	49.3141	0.5544		
17/04/2015	92.2127	0.1241	0.9961	1.1314	1.2684	262.3619	30.9156	37.6913	49.0154	0.5896		
18/04/2015	91.0593	0.2014	1.8189	2.0239	2.9745	262.8237	45.4410	38.0488	49.3768	0.6423		
19/04/2015	91.6297	0.2185	1.8387	2.0865	2.9879	258.7670	46.0298	38.0133	49.3608	0.6247		
20/04/2015	90.8826	0.0959	2.0055	2.2031	3.0513	256.3263	26.8916	36.7194	47.5132	0.6247		
21/04/2015	91.2480	0.1256	1.2767	1.4069	1.3379	256.3558	26.3028	37.4278	48.5226	0.6247		
22/04/2015	91.4519	0.1708	1.4976	1.6684	2.0066	258.8397	31.7007	37.7195	48.9934	0.6247		
23/04/2015	92.4722	0.3031	2.2401	2.5581	3.2698	261.4808	33.4673	37.7596	49.1409	0.6247		
24/04/2015	92.1968	0.2568	2.4201	2.6986	3.5707	259.7488	31.2100	37.8167	49.1320	0.6247		
25/04/2015	92.4197	0.2133	2.1483	2.3649	2.8729	262.2277	33.0747	37.8415	49.2248	0.6247		
26/04/2015	91.7876	0.2746	0.6715	1.2999	3.4027	257.0389	29.8360	37.9608	49.3167	0.6247		
27/04/2015	91.7186	0.2990	0.6386	1.2023	3.3156	257.3502	28.9527	37.9705	49.2753	0.6247		
28/04/2015	91.7364	0.2292	0.9403	1.4300	2.9946	257.7382	28.3638	37.8400	49.2038	0.6247		
29/04/2015	91.5063	0.2375	1.9138	2.1513	2.8790	258.0262	29.5415	37.9933	49.2095	0.6247		
30/04/2015	92.9458	0.2558	1.8465	2.1022	2.8662	261.6596	33.4673	38.0069	49.5992	0.6247		

\*/ Los valores trimestrales se deberán reportar en los meses de enero, abril, julio y octubre de cada año, respecto del trimestre inmediato anterior.

<b>Mínimo</b>	90.8826	0.0959	0.3879	1.0738	1.2684	255.0831	22.0825	36.7194	47.5132	0.1144		
<b>Promedio</b>	92.7203	0.3243	1.3980	1.8132	2.9549	259.3669	37.7921	37.8912	49.3178	0.5491		
<b>Máximo</b>	95.0205	0.5701	2.4201	2.6986	3.8362	265.6234	63.5974	38.0548	49.8411	0.9239		
<b>Desv. Est.</b>	1.23188	0.12685	0.49536	0.41234	0.61179	3.57026	15.36440	0.25989	0.44747	0.17403		

Observaciones: DATOS OBTENIDOS DE LOS ANALIZADORES PROPIEDAD DE GDF SUEZ