



<b>INFORME MENSUAL SOBRE LAS ESPECIFICACIONES DEL GAS NATURAL</b> (Valores promedio diarios)												
<b>PERMISIONARIO:</b>	<b>CONSORCIO MEXI-GAS, S.A. de C.V.</b>											
<b>PUNTO DE MEDICIÓN:</b>	<b>Venta de Carpio</b>											
<b>ZONA DE MEDICIÓN:</b>	<b>SUR</b>											

FECHA: (dd/mm/aa)	Metano (% vol)	Bióxido de Carbono (% vol)	Nitrógeno (% vol)	Total Inertes (% vol)	Etano (% vol)	Temperatura de Rocio (K)	Humedad (mg/m <sup>3</sup> )	Poder Calorífico (MJ/m <sup>3</sup> )	Índice Wobbe (MJ/m <sup>3</sup> )	Acido Sulfhídrico (mg/m <sup>3</sup> )	Azufre total* (mg/m <sup>3</sup> )	Oxígeno* (% vol)
	83.0 MÍN.	3.0 MÁX.	6.0 MÁX.	6.0 MÁX.	11.0 MÁX.	271.15 MÁX	110.0 MÁX.	36.8 MÍN.	47.3 MÍN.	6.0 MÁX.	150.0 MÁX.	0.2 MÁX.
01/05/2015	94.3597	0.2735	2.0792	2.3526	2.9065	267.0967	37.4921	37.9244	49.5863	1.0034		
02/05/2015	93.6187	0.3671	2.0856	2.4526	3.5378	263.8304	35.7077	38.0647	49.6018	1.0034		
03/05/2015	93.8235	0.3870	1.8176	2.2046	3.6148	263.2079	36.0496	38.1574	49.7617	1.0034		
04/05/2015	93.7649	0.3921	1.9492	2.3412	3.5902	262.8756	39.3482	38.0658	49.6472	0.7686		
05/05/2015	93.3229	0.4138	2.1637	2.5775	3.8254	260.5528	38.2417	38.0213	49.5104	0.9037		
06/05/2015	92.8702	0.4358	2.6690	3.1048	3.7518	261.4236	37.8891	37.8020	49.1441	1.0507		
07/05/2015	92.3539	0.3376	3.4114	3.7490	3.6332	262.6213	38.5985	37.5187	48.7181	1.0951		
08/05/2015	93.4513	0.3462	2.3042	2.6504	3.6168	262.9466	50.9475	37.9432	49.4492	1.1542		
09/05/2015	93.1129	0.3341	2.3246	2.6587	3.8724	262.0060	43.5331	38.0568	49.5145	1.3115		
10/05/2015	93.3739	0.3145	2.5616	2.8761	3.4099	263.6398	43.8580	37.8394	49.2943	1.1188		
11/05/2015	92.9829	0.3016	2.9368	3.2384	3.5092	263.2593	45.1638	37.6817	49.0458	1.3103		
12/05/2015	92.8087	0.3685	2.6725	3.0410	3.8166	262.0515	42.5703	37.8833	49.2367	1.4146		
13/05/2015	92.9514	0.3626	2.5504	2.9130	3.7772	262.1467	39.9279	37.9348	49.3232	1.3903		
14/05/2015	92.6312	0.3562	2.9402	3.2964	3.7146	261.1419	40.8407	37.7706	49.0597	1.4101		
15/05/2015	92.5150	0.3749	2.8122	3.1871	3.9060	260.4304	38.3505	37.8873	49.1727	2.6550		
16/05/2015	93.1539	0.3351	2.5516	2.8867	3.5564	262.8374	34.5582	37.9115	49.3278	1.8051		
17/05/2015	93.2744	0.3092	2.6451	2.9543	3.3482	264.4644	36.2893	37.8456	49.2645	2.0947		
18/05/2015	93.1009	0.2868	2.8967	3.1835	3.3440	264.5125	38.3538	37.7228	49.0984	1.4212		
19/05/2015	93.3759	0.2822	2.8512	3.1334	3.1713	265.3289	38.5577	37.6630	49.0854	1.4588		
20/05/2015	93.5959	0.3283	2.5881	2.9164	3.1609	265.6391	40.9830	37.7477	49.2207	1.7099		
21/05/2015	93.8879	0.3364	2.5142	2.8506	2.9265	267.6227	38.9613	37.7174	49.2300	3.0475		
22/05/2015	94.1831	0.2834	2.3163	2.5997	2.8533	269.4024	47.9915	37.8142	49.4104	1.2196		
23/05/2015	94.4715	0.3072	2.0646	2.3718	2.7978	269.7025	49.9185	37.8803	49.5445	0.9765		
24/05/2015	94.2453	0.3098	2.2321	2.5419	2.8011	270.1517	46.9628	37.8524	49.4508	1.0721		
25/05/2015	92.7016	0.3458	3.1899	3.5358	3.3847	267.5895	51.4990	37.6124	48.8637	1.1644		
26/05/2015	92.9757	0.4094	2.8847	3.2942	3.3660	267.6617	56.0691	37.6901	49.0011	0.7193		
27/05/2015	92.8838	0.3745	3.0419	3.4164	3.3083	267.9211	55.1954	37.6453	48.9294	0.5828		
28/05/2015	93.5621	0.3333	2.7383	3.0716	3.0147	268.2168	53.9304	37.6684	49.1049	0.8145		
29/05/2015	94.0202	0.2273	2.7442	2.9715	2.6504	268.9037	57.8437	37.6101	49.1389	0.7147		
30/05/2015	93.7424	0.1787	3.1867	3.3654	2.5123	269.9639	54.9129	37.4418	48.8767	0.7596		
31/05/2015	93.5890	0.2050	3.0626	3.2675	2.7103	269.7636	51.4824	37.5629	48.9830	0.5844		

\*/ Los valores trimestrales se deberán reportar en los meses de enero, abril, julio y octubre de cada año, respecto del trimestre inmediato anterior.

<b>Mínimo</b>	92.3539	0.1787	1.8176	2.2046	2.5123	260.4304	34.5582	37.4418	48.7181	0.5828		
<b>Promedio</b>	93.3776	0.3296	2.6060	2.9356	3.3351	265.1262	43.9364	37.8044	49.2450	1.2496		
<b>Máximo</b>	94.4715	0.4358	3.4114	3.7490	3.9060	270.1517	57.8437	38.1574	49.7617	3.0475		
<b>Desv. Est.</b>	0.55523	0.05827	0.39827	0.38596	0.40392	3.15043	7.07767	0.17458	0.25736	0.55427		

Observaciones: DATOS OBTENIDOS DE LOS ANALIZADORES PROPIEDAD DE GDF SUEZ


<b>INFORME MENSUAL SOBRE LAS ESPECIFICACIONES DEL GAS NATURAL</b> <b>(Registros Máximos diarios)</b>												
<b>PERMISIONARIO:</b>	<b>CONSORCIO MEXI-GAS, S.A. de C.V.</b>										 Energía de México	
<b>PUNTO DE MEDICIÓN:</b>	<b>Venta de Carpio</b>											
<b>ZONA DE MEDICIÓN:</b>	<b>SUR</b>											

FECHA: (dd/mm/aa)	Metano (% vol)	Bióxido de Carbono (% vol)	Nitrógeno (% vol)	Total Inertes (% vol)	Etano (% vol)	Temperatura de Rocio (K)	Humedad (mg/m <sup>3</sup> )	Poder Calorífico (MJ/m <sup>3</sup> )	Índice Wobbe (MJ/m <sup>3</sup> )	Acido Sulfhídrico (mg/m <sup>3</sup> )	Azufre total* (mg/m <sup>3</sup> )	Oxígeno* (% vol)
	83.0 MÍN.	3.0 MÁX.	6.0 MÁX.	6.0 MÁX.	11.0 MÁX.	271.15 MÁX	110.0 MÁX.	43.6 MÁX.	53.2 MÁX.	6.0 MÁX.	150.0 MÁX.	0.2 MÁX.
01/05/2015	95.4368	0.3142	2.3304	2.6182	3.2364	269.7687	39.4541	39.2907	50.7045	0.0088		
02/05/2015	95.6272	0.5064	2.3836	2.8249	4.4404	269.1646	41.9078	39.2873	50.7006	0.0000		
03/05/2015	95.2810	0.5649	2.4465	2.8473	4.7552	268.2545	42.2022	39.2891	50.7016	0.0088		
04/05/2015	96.6901	0.4693	2.4115	2.8102	4.1466	269.2728	45.4410	39.2819	50.6927	28.8264		
05/05/2015	95.7609	0.4892	2.4425	2.8559	4.2669	266.6486	50.0538	39.2895	50.7039	1.2055		
06/05/2015	93.6411	0.5607	3.6973	4.1129	3.9831	271.9293	43.7725	39.2839	50.6938	1.3375		
07/05/2015	93.3078	0.3902	4.2768	4.5915	4.1165	266.7835	44.4595	39.2933	50.7087	1.5487		
08/05/2015	94.6043	0.4196	2.5724	2.9360	4.1998	266.5709	59.2794	39.2814	50.6922	1.9182		
09/05/2015	95.3847	0.4254	2.8403	3.2265	5.0589	269.4756	48.4835	39.2914	50.7058	2.3846		
10/05/2015	95.8455	0.4829	3.0345	3.4037	4.5733	276.7809	51.9185	39.2860	50.6975	1.7335		
11/05/2015	96.7464	0.3688	3.2440	3.5840	4.0535	267.2559	55.8443	39.2929	50.7081	1.7951		
12/05/2015	93.8383	0.4312	3.1802	3.5991	4.4597	265.3969	44.6558	39.2871	50.7002	1.8478		
13/05/2015	93.7268	0.4299	2.9214	3.2820	4.3216	265.0698	43.7725	39.2834	50.6936	1.9006		
14/05/2015	93.1167	0.3974	3.1313	3.4944	4.0048	262.4234	43.2818	39.2930	50.7085	2.0150		
15/05/2015	93.0890	0.4193	3.0143	3.3817	4.1789	266.6373	43.7725	39.2831	50.6942	5.2620		
16/05/2015	93.8446	0.4045	3.0446	3.4339	4.1710	265.6506	36.2154	39.2861	50.6972	2.6046		
17/05/2015	93.8122	0.3787	3.3835	3.6723	4.0950	266.0651	37.5894	39.2876	50.7011	4.3996		
18/05/2015	95.2128	0.3272	4.9057	5.0198	4.3531	269.4314	41.4170	39.2909	50.7044	1.9710		
19/05/2015	94.1475	0.3635	3.4921	3.7482	3.8095	268.0306	41.7115	39.2885	50.7013	1.9006		
20/05/2015	94.8660	0.3999	4.5968	4.7019	3.4474	268.3003	321.5218	39.2876	50.7008	4.8220		
21/05/2015	96.3563	0.4032	2.8404	3.2211	3.3384	272.3680	43.3799	39.2908	50.7047	9.9256		
22/05/2015	95.1553	0.3503	2.6864	3.0134	3.1537	271.2301	50.4463	39.2884	50.7011	2.3318		
23/05/2015	95.1773	0.4009	2.5426	2.9434	3.6283	271.1807	54.3721	39.2848	50.6967	1.4783		
24/05/2015	94.9630	0.5124	3.1429	3.5486	4.1156	274.8250	49.2686	39.2892	50.7016	1.5399		
25/05/2015	93.8328	0.4419	3.6769	4.1056	4.1933	271.3741	76.1602	39.2877	50.7010	2.1646		
26/05/2015	93.6723	0.4609	3.3443	3.7519	3.7094	268.9125	58.0035	39.2938	50.7089	1.5047		
27/05/2015	94.5430	0.4616	3.5267	3.9327	3.7955	270.7083	76.2584	39.2912	50.7048	1.2935		
28/05/2015	96.0863	0.4625	3.5340	3.9939	4.1182	270.9704	321.5218	39.2833	50.6938	1.2671		
29/05/2015	96.1036	0.3386	3.6896	3.8728	3.1116	274.1339	321.5218	39.2893	50.7037	1.5311		
30/05/2015	95.1419	0.2231	4.0880	4.2804	2.9865	277.9822	321.5218	39.2908	50.7052	1.3375		
31/05/2015	95.4092	0.2516	3.6844	3.9298	3.2643	272.5529	68.9957	39.2827	50.6933	0.8711		

\*/ Los valores trimestrales se deberán reportar en los meses de enero, abril, julio y octubre de cada año, respecto del trimestre inmediato anterior.

<b>Mínimo</b>	93.0890	0.2231	2.3304	2.6182	2.9865	262.4234	36.2154	39.2814	50.6922	0.0000		
<b>Promedio</b>	94.8523	0.4145	3.2292	3.5722	3.9705	269.5209	84.4582	39.2880	50.7008	2.9915		
<b>Máximo</b>	96.7464	0.5649	4.9057	5.0198	5.0589	277.9822	321.5218	39.2938	50.7089	28.8264		
<b>Desv. Est.</b>	1.06023	0.07781	0.65314	0.59741	0.50372	3.49946	93.28130	0.00357	0.00514	5.14482		

Observaciones: DATOS OBTENIDOS DE LOS ANALIZADORES PROPIEDAD DE GDF SUEZ

INFORME MENSUAL SOBRE LAS ESPECIFICACIONES DEL GAS NATURAL (Registros Mínimos diarios)												
PERMISIONARIO:	CONSORCIO MEXI-GAS, S.A. de C.V.										 Energía de México	
PUNTO DE MEDICIÓN:	Venta de Carpio											
ZONA DE MEDICIÓN:	SUR											

FECHA: (dd/mm/aa)	Metano (% vol)	Bióxido de Carbono (% vol)	Nitrógeno (% vol)	Total Inertes (% vol)	Etano (% vol)	Temperatura de Rocio (K)	Humedad (mg/m <sup>3</sup> )	Poder Calorífico (MJ/m <sup>3</sup> )	Índice Wobbe (MJ/m <sup>3</sup> )	Acido Sulfhídrico (mg/m <sup>3</sup> )	Azufre total* (mg/m <sup>3</sup> )	Oxígeno* (% vol)
	83.0 MÍN.	3.0 MÁX.	6.0 MÁX.	6.0 MÁX.	11.0 MÁX.	271.15 MÁX	110.0 MÁX.	36.8 MÍN.	47.3 MÍN.	6.0 MÁX.	150.0 MÁX.	0.2 MÁX.
01/05/2015	93.7649	0.2271	1.6749	1.9159	2.2776	265.6894	34.6451	37.8707	49.4483	0.6247		
02/05/2015	92.3599	0.2468	1.3484	1.6051	2.3710	257.3927	30.4248	37.9855	49.4109	0.6247		
03/05/2015	92.5215	0.3088	1.1672	1.4878	2.7985	256.8916	32.3877	37.9689	49.3792	0.6247		
04/05/2015	92.7578	0.1957	1.0370	1.2328	1.7319	260.3534	33.8599	37.9835	49.4041	0.6247		
05/05/2015	92.6023	0.1953	1.6134	1.8087	2.1017	259.0636	34.2525	37.8692	49.3349	0.5544		
06/05/2015	91.9429	0.3147	1.8720	2.3801	3.4846	258.5793	34.0562	37.3720	48.4545	0.7743		
07/05/2015	91.4187	0.2946	2.5705	2.9315	3.2093	259.8411	34.0562	37.1813	48.1633	0.7391		
08/05/2015	92.6332	0.2604	2.0023	2.2626	2.8345	259.9980	44.0669	37.8332	49.3149	0.8095		
09/05/2015	91.5370	0.1950	1.7047	1.8997	2.3252	255.3239	39.9449	37.8915	49.2768	0.8183		
10/05/2015	91.7940	0.1490	1.7266	1.8767	1.8930	256.4196	35.8228	37.6230	49.0121	0.4840		
11/05/2015	92.1198	0.1148	1.3754	1.4903	1.4201	261.6023	42.3003	37.6073	48.8816	0.7567		
12/05/2015	91.6879	0.2999	2.3816	2.6915	3.1139	258.9594	38.9634	37.7666	48.9237	1.0911		
13/05/2015	92.2686	0.3058	2.3068	2.6654	3.2489	260.0061	36.7061	37.8261	49.1203	1.0207		
14/05/2015	92.2392	0.2983	2.4900	2.8741	3.4963	259.5786	37.7857	37.6861	48.9251	1.1087		
15/05/2015	92.1324	0.3333	2.6299	2.9828	3.5284	258.1314	26.0083	37.7838	49.0454	0.9239		
16/05/2015	91.9811	0.2857	2.3161	2.6035	3.1043	259.7635	31.3081	37.8203	49.0503	1.3639		
17/05/2015	91.9269	0.2514	2.3777	2.6737	2.9655	262.2659	34.9395	37.6038	48.8412	1.3111		
18/05/2015	91.5080	0.1141	1.8939	2.0995	2.3109	261.7119	35.8228	36.9052	47.8486	0.8799		
19/05/2015	92.7372	0.2137	2.0995	2.4630	2.5823	263.0775	36.7061	37.4347	48.6857	1.1351		
20/05/2015	91.9389	0.1051	1.5894	1.9818	2.6501	264.1079	36.7061	37.0365	48.0657	1.1351		
21/05/2015	93.1871	0.1702	1.4859	1.6561	1.6301	264.5730	36.2154	37.6191	49.0155	1.1087		
22/05/2015	93.6664	0.2074	1.9617	2.1706	2.2753	268.3292	42.8892	37.6646	49.1260	0.6423		
23/05/2015	93.1199	0.2530	1.8114	2.0829	2.3622	267.4959	47.4039	37.7827	49.2535	0.5544		
24/05/2015	92.0552	0.2773	1.8878	2.1859	2.4601	267.8328	42.1041	37.7367	48.9286	0.6775		
25/05/2015	91.3045	0.2495	2.7758	3.0428	2.7226	263.3044	43.6744	37.4320	48.5884	0.7479		
26/05/2015	92.3723	0.3501	2.6058	2.9675	3.0165	266.5217	53.4888	37.5398	48.7105	0.3696		
27/05/2015	92.0062	0.2346	2.3884	2.6230	2.4412	265.3423	48.6797	37.4752	48.5934	0.2640		
28/05/2015	91.5440	0.1791	1.6128	1.7918	1.7547	264.9832	48.6797	37.4034	48.5846	0.2640		
29/05/2015	93.0414	0.1547	1.6230	1.7872	1.7537	266.5163	48.6797	37.2574	48.5395	0.2640		
30/05/2015	92.5302	0.1072	2.3735	2.4825	1.8922	267.0184	48.6797	37.1385	48.2893	0.2640		
31/05/2015	92.6918	0.1050	2.1779	2.2834	1.8966	267.9687	44.4595	37.3260	48.5569	0.3432		

\*/ Los valores trimestrales se deberán reportar en los meses de enero, abril, julio y octubre de cada año, respecto del trimestre inmediato anterior.

Mínimo	91.3045	0.1050	1.0370	1.2328	1.4201	255.3239	26.0083	36.9052	47.8486	0.2640		
Promedio	92.3029	0.2257	1.9639	2.2258	2.5049	262.2143	39.2167	37.5943	48.8636	0.7388		
Máximo	93.7649	0.3501	2.7758	3.0428	3.5284	268.3292	53.4888	37.9855	49.4483	1.3639		
Desv. Est.	0.62660	0.07328	0.46043	0.50106	0.59669	3.85670	6.56116	0.28799	0.42204	0.31461		

Observaciones: DATOS OBTENIDOS DE LOS ANALIZADORES PROPIEDAD DE GDF SUEZ