



INFORME MENSUAL SOBRE LAS ESPECIFICACIONES DEL GAS NATURAL (Valores promedio diarios)											
PERMISIONARIO:	CONSORCIO MEXI-GAS, S.A. de C.V.										
PUNTO DE MEDICIÓN:	Venta de Carpio										
ZONA DE MEDICIÓN:	SUR										

FECHA: (dd/mm/aa)	Metano (% vol)	Bióxido de Carbono (% vol)	Nitrógeno (% vol)	Total Inertes (% vol)	Etano (% vol)	Temperatura de Rocio (K)	Humedad (mg/m ³)	Poder Calorífico (MJ/m ³)	Índice Wobbe (MJ/m ³)	Acido Sulfhídrico (mg/m ³)	Azufre total* (mg/m ³)	Oxígeno* (% vol)
	83.0 MÍN.	3.0 MÁX.	6.0 MÁX.	6.0 MÁX.	11.0 MÁX.	271.15 MÁX	110.0 MÁX.	36.8 MÍN.	47.3 MÍN.	6.0 MÁX.	150.0 MÁX.	0.2 MÁX.
01/06/2015	92.7221	0.2296	3.5250	3.7546	3.1041	267.9937	58.1225	37.4678	48.7064	0.2657		
02/06/2015	92.8268	0.2926	3.3012	3.5938	3.1957	267.5382	50.7887	37.5011	48.7610	0.8527		
03/06/2015	93.4353	0.2679	3.0600	3.3279	2.8588	270.1061	45.5461	37.5432	48.9333	1.0640		
04/06/2015	92.7225	0.2874	3.4304	3.7178	3.1503	267.1447	43.2564	37.4975	48.7303	1.3532		
05/06/2015	93.1940	0.3215	2.9760	3.2975	3.1037	267.0965	48.2492	37.6440	48.9938	1.2628		
06/06/2015	94.0324	0.3087	2.4955	2.8043	2.7832	268.8943	53.0130	37.7283	49.2633	1.3702		
07/06/2015	93.8377	0.3366	2.5460	2.8826	2.8971	268.6975	56.0566	37.7298	49.2218	1.4689		
08/06/2015	93.3945	0.4052	2.6336	3.0388	3.2020	267.7076	62.3102	37.7435	49.1472	1.3448		
09/06/2015	93.6556	0.4064	2.4719	2.8783	3.1099	267.3979	52.4580	37.7688	49.2322	1.1362		
10/06/2015	93.0875	0.4902	2.6106	3.1009	3.4714	266.1749	44.2691	37.7742	49.1172	1.0921		
11/06/2015	93.0012	0.4394	2.8035	3.2429	3.4353	267.5645	43.4239	37.6992	49.0230	1.2309		
12/06/2015	93.6763	0.4405	2.3161	2.7565	3.2249	268.4874	46.3187	37.8410	49.3188	1.1669		
13/06/2015	92.8149	0.4495	2.8848	3.3342	3.4786	266.1274	42.2149	37.7077	48.9850	1.4030		
14/06/2015	91.9599	0.4691	3.1617	3.6308	4.0094	263.7884	43.8212	37.7624	48.8850	1.2951		
15/06/2015	91.8338	0.4752	2.9377	3.4129	4.3346	264.5085	55.8939	37.9481	49.0878	1.2479		
16/06/2015	91.5439	0.4064	3.2726	3.6790	4.2964	265.6135	50.8782	37.8794	48.9489	1.2833		
17/06/2015	92.4774	0.3527	3.2010	3.5538	3.6338	266.5115	52.2637	37.6141	48.8360	1.3346		
18/06/2015	92.0192	0.3573	3.2799	3.6372	3.9719	265.6372	43.6854	37.7261	48.8852	1.6191		
19/06/2015	92.1381	0.3595	3.2736	3.6331	3.8661	265.6393	41.2435	37.6957	48.8692	1.4425		
20/06/2015	92.3225	0.3569	3.1281	3.4850	3.7481	266.6704	38.4285	37.7729	48.9789	1.2441		
21/06/2015	92.0897	0.3723	3.2403	3.6125	3.9196	266.2044	40.0803	37.7321	48.8957	1.1506		
22/06/2015	90.6633	0.3798	4.0102	4.3900	4.5967	263.7499	44.0378	37.6055	48.4851	1.5331		
23/06/2015	89.6029	0.3201	4.5513	4.8714	5.0549	264.1705	33.4932	37.6325	48.3121	0.5555		
24/06/2015	89.7979	0.3990	3.9127	4.3117	5.4188	263.2645	14.7686	37.9519	48.7222	0.5555		
25/06/2015	90.9572	0.3791	3.5076	3.8866	4.7333	265.3432	14.7686	37.8834	48.8625	0.5555		
26/06/2015	91.8868	0.6119	2.7659	3.3778	4.3968	264.6982	39.6736	37.9238	49.0551	1.1187		
27/06/2015	93.4476	0.5391	2.2028	2.7419	3.4961	266.1801	40.5483	37.9002	49.3386	1.2192		
28/06/2015	92.7153	0.5565	2.6178	3.1744	3.7604	265.7252	41.9953	37.8370	49.1066	1.1605		
29/06/2015	92.5879	0.6021	2.8703	3.4724	3.6472	264.5736	43.8704	37.6495	48.8569	1.2817		
30/06/2015	92.4857	0.6105	3.0311	3.6416	3.5900	264.0148	40.6358	37.5609	48.7283	0.8877		

*/ Los valores trimestrales se deberán reportar en los meses de enero, abril, julio y octubre de cada año, respecto del trimestre inmediato anterior.

Mínimo	89.6029	0.2296	2.2028	2.7419	2.7832	263.2645	14.7686	37.4678	48.3121	0.2657		
Promedio	92.4310	0.4074	3.0673	3.4747	3.7163	266.2408	44.2038	37.7241	48.9429	1.1499		
Máximo	94.0324	0.6119	4.5513	4.8714	5.4188	270.1061	62.3102	37.9519	49.3386	1.6191		
Desv. Est.	1.09482	0.10193	0.51558	0.48242	0.66081	1.71767	10.31266	0.13545	0.23362	0.31570		

Observaciones: DATOS OBTENIDOS DE LOS ANALIZADORES PROPIEDAD DE GDF SUEZ


INFORME MENSUAL SOBRE LAS ESPECIFICACIONES DEL GAS NATURAL (Registros Máximos diarios)											
PERMISIONARIO:	CONSORCIO MEXI-GAS, S.A. de C.V.										
PUNTO DE MEDICIÓN:	Venta de Carpio										
ZONA DE MEDICIÓN:	SUR										

FECHA: (dd/mm/aa)	Metano (% vol)	Bióxido de Carbono (% vol)	Nitrógeno (% vol)	Total Inertes (% vol)	Etano (% vol)	Temperatura de Rocio (K)	Humedad (mg/m ³)	Poder Calorífico (MJ/m ³)	Índice Wobbe (MJ/m ³)	Acido Sulfhídrico (mg/m ³)	Azufre total* (mg/m ³)	Oxígeno* (% vol)
	83.0 MÍN.	3.0 MÁX.	6.0 MÁX.	6.0 MÁX.	11.0 MÁX.	271.15 MÁX	110.0 MÁX.	43.6 MÁX.	53.2 MÁX.	6.0 MÁX.	150.0 MÁX.	0.2 MÁX.
01/06/2015	95.3299	0.2967	4.5326	4.8232	4.1634	271.8177	321.5218	37.6280	49.4275	1.4519		
02/06/2015	94.2684	0.4244	3.7997	4.2217	4.0424	269.2965	321.5218	37.6555	49.1737	1.7951		
03/06/2015	95.3209	0.4941	3.9060	4.2888	3.8332	274.1752	321.5218	39.2903	50.7041	1.4255		
04/06/2015	93.2223	0.4285	3.9305	4.3590	4.0593	269.1923	45.4410	39.2829	50.6930	1.8214		
05/06/2015	94.8546	0.5209	3.6033	3.9158	3.4727	269.2177	51.0352	39.2855	50.6974	1.9006		
06/06/2015	95.7113	0.4905	3.1052	3.4079	3.2097	277.1840	66.6402	39.2932	50.7084	2.0942		
07/06/2015	94.8448	0.6336	2.9687	3.3522	4.3671	270.5211	76.4547	39.2881	50.7012	2.2438		
08/06/2015	95.5981	0.6462	3.4575	4.0379	4.5286	270.7174	84.6831	39.2912	50.7051	2.3846		
09/06/2015	95.8122	0.5835	3.0999	3.6736	4.1368	272.4823	61.9293	39.2824	50.6927	1.9886		
10/06/2015	94.4984	0.7522	3.4385	4.0801	4.5796	268.8023	48.8760	39.2934	50.7087	1.7863		
11/06/2015	94.8924	0.5753	3.2001	3.6901	3.9390	272.9515	47.6001	39.2846	50.6964	1.8039		
12/06/2015	95.4701	0.9255	3.0428	3.6662	4.5423	272.8770	50.3482	39.2935	50.7087	1.8830		
13/06/2015	95.9345	0.8162	3.8541	4.3080	4.6739	267.9062	46.2261	39.2880	50.7010	2.9302		
14/06/2015	94.1292	0.6148	5.2723	5.3612	4.9527	267.3815	321.5218	39.2882	50.7010	2.4110		
15/06/2015	93.9969	0.6104	3.8273	4.2546	4.9975	267.6630	321.5218	39.2826	50.6933	2.4638		
16/06/2015	94.8728	0.5378	4.2906	4.7516	5.0019	270.6686	321.5218	39.2889	50.7013	2.7542		
17/06/2015	95.8569	0.4823	4.0373	4.3575	4.5709	270.6470	321.5218	39.2878	50.7006	2.6662		
18/06/2015	92.4728	0.4275	4.8954	5.0478	4.4250	270.1708	46.8150	39.2908	50.7050	2.9478		
19/06/2015	94.2524	0.4980	3.8526	4.1846	4.6372	269.2659	43.8707	39.2902	50.7046	2.2790		
20/06/2015	93.8251	0.4656	3.4931	3.9466	4.7866	270.6516	321.5218	39.2854	50.6972	2.1030		
21/06/2015	93.5202	0.5636	3.9523	4.4068	5.0172	271.5255	42.4966	39.2895	50.7039	2.3142		
22/06/2015	91.8764	0.5292	5.3031	5.5778	5.4910	266.2743	321.5218	39.2885	50.7013	3.0445		
23/06/2015	90.8902	0.3784	5.5486	5.8437	5.6572	267.0995	321.5218	39.2823	50.6925	2.9654		
24/06/2015	91.1613	0.4459	4.8377	5.1540	5.8774	264.6308	321.5218	39.2880	50.7011	2.3758		
25/06/2015	91.0013	0.4661	3.5239	3.9641	4.8351	270.9545	321.5218	37.9387	48.8647	2.4726		
26/06/2015	93.0396	0.7258	3.4478	3.9139	4.8682	270.4298	321.5218	38.0900	49.4423	2.1382		
27/06/2015	94.8220	0.7194	2.5347	3.0724	4.1498	268.4364	42.7911	39.2921	50.7073	1.9974		
28/06/2015	93.7737	0.6618	3.0139	3.6545	4.3892	268.6858	51.2315	39.2877	50.7010	2.2086		
29/06/2015	94.0952	0.6796	3.6295	4.2339	4.0711	267.0588	52.4092	39.2827	50.6932	2.0326		
30/06/2015	94.3562	0.7234	3.6394	4.2703	4.0128	266.8948	47.3057	39.2860	50.6979	1.8478		

*/ Los valores trimestrales se deberán reportar en los meses de enero, abril, julio y octubre de cada año, respecto del trimestre inmediato anterior.

Mínimo	90.8902	0.2967	2.5347	3.0724	3.2097	264.6308	42.4966	37.6280	48.8647	1.4255		
Promedio	94.1233	0.5706	3.8346	4.2607	4.5096	269.8527	160.5641	39.0932	50.5042	2.2177		
Máximo	95.9345	0.9255	5.5486	5.8437	5.8774	277.1840	321.5218	39.2935	50.7087	3.0445		
Desv. Est.	1.44786	0.13953	0.74438	0.65237	0.59563	2.58907	133.97099	0.50985	0.51694	0.43265		

Observaciones: DATOS OBTENIDOS DE LOS ANALIZADORES PROPIEDAD DE GDF SUEZ

INFORME MENSUAL SOBRE LAS ESPECIFICACIONES DEL GAS NATURAL (Registros Mínimos diarios)											
PERMISIONARIO:	CONSORCIO MEXI-GAS, S.A. de C.V.										
PUNTO DE MEDICIÓN:	Venta de Carpio										
ZONA DE MEDICIÓN:	SUR										

FECHA: (dd/mm/aa)	Metano (% vol)	Bióxido de Carbono (% vol)	Nitrógeno (% vol)	Total Inertes (% vol)	Etano (% vol)	Temperatura de Rocio (K)	Humedad (mg/m ³)	Poder Calorífico (MJ/m ³)	Índice Wobbe (MJ/m ³)	Acido Sulfhídrico (mg/m ³)	Azufre total* (mg/m ³)	Oxígeno* (% vol)
	83.0 MÍN.	3.0 MÁX.	6.0 MÁX.	6.0 MÁX.	11.0 MÁX.	271.15 MÁX	110.0 MÁX.	36.8 MÍN.	47.3 MÍN.	6.0 MÁX.	150.0 MÁX.	0.2 MÁX.
01/06/2015	90.5355	0.1320	2.2600	2.3920	1.8888	266.4911	44.4595	37.3537	48.1895	0.3432		
02/06/2015	91.3837	0.2193	2.6106	2.8667	2.4813	264.2366	44.4595	0.0000	0.0000	0.3432		
03/06/2015	91.5349	0.1178	1.4721	1.9662	1.7772	265.0971	40.5337	37.2381	48.4083	0.6951		
04/06/2015	91.1460	0.1831	3.1395	3.4385	2.7804	263.6362	38.0801	37.3140	48.4244	0.9063		
05/06/2015	92.3174	0.2107	1.1429	1.6639	2.7436	265.9200	43.5762	37.4495	48.6063	0.8887		
06/06/2015	93.0418	0.2465	1.2637	1.6580	2.1921	266.6586	48.1890	37.5611	48.9071	1.0383		
07/06/2015	91.8634	0.2440	2.2921	2.5528	2.2451	263.9407	44.8521	37.6023	48.9655	0.9591		
08/06/2015	91.0096	0.2709	0.9021	1.5482	2.0873	264.2733	51.2315	37.4881	48.6798	0.8271		
09/06/2015	91.8686	0.1203	1.2241	1.7649	1.6379	261.6145	41.3189	37.5973	48.8092	0.5632		
10/06/2015	90.9815	0.3781	0.9463	1.6979	3.0277	261.9991	38.5708	37.6130	48.6264	0.7919		
11/06/2015	92.2044	0.2423	1.0899	1.6265	2.5359	264.4745	39.6504	37.5697	48.7616	0.8623		
12/06/2015	91.7092	0.1763	0.5028	1.4283	2.1030	262.7457	38.5708	37.5956	48.8292	0.7655		
13/06/2015	90.8535	0.3161	0.6693	1.3106	2.4701	263.1674	39.1597	37.4505	48.4995	0.8359		
14/06/2015	90.7389	0.0889	1.8958	2.3987	3.1478	261.7772	39.1597	36.9239	47.7203	0.8359		
15/06/2015	90.6861	0.3334	1.5528	2.1441	3.2147	261.8136	39.1597	37.6918	48.5919	0.8359		
16/06/2015	89.9752	0.2318	1.9896	2.2214	2.4619	262.4896	39.1597	37.5804	48.2944	0.8359		
17/06/2015	90.9461	0.1515	1.7986	1.9501	1.8550	261.6318	39.1597	0.0000	0.0000	0.8359		
18/06/2015	90.1646	0.1524	3.0052	3.4018	3.6968	264.5643	39.3560	37.3209	48.0803	1.0647		
19/06/2015	91.0328	0.2790	1.8522	2.3008	3.1274	263.2901	36.6079	37.5635	48.5973	1.1615		
20/06/2015	90.6704	0.1978	2.7693	2.9703	2.8124	263.4373	36.6079	37.6180	48.7350	1.1615		
21/06/2015	90.1966	0.2480	1.7868	2.3503	3.1587	263.2605	35.8228	37.6163	48.5065	0.7215		
22/06/2015	89.4197	0.1960	2.7220	3.2512	4.0078	262.2364	35.8228	37.1004	47.7351	0.7215		
23/06/2015	88.2642	0.2517	4.0610	4.3296	4.2141	261.9251	35.8228	37.1251	47.7116	0.7215		
24/06/2015	88.6400	0.2728	3.5054	3.8394	4.5972	255.3722	35.8228	37.7112	48.2356	0.7215		
25/06/2015	90.7695	0.3524	3.4478	3.8762	4.6166	263.9314	35.8228	37.8670	48.8078	0.7215		
26/06/2015	90.8057	0.4661	1.9519	2.6636	3.8868	261.8167	35.8228	37.5723	48.6187	0.7215		
27/06/2015	92.5447	0.3858	1.8057	2.2453	2.6147	264.0861	37.6875	37.7746	49.1745	0.7479		
28/06/2015	91.9128	0.4828	2.3438	2.8893	3.0257	262.5413	36.3135	37.6339	48.7676	0.5984		
29/06/2015	91.5318	0.4456	2.2342	2.6798	2.9042	262.5468	39.4541	37.3810	48.3629	0.5016		
30/06/2015	91.5907	0.4896	1.8437	2.3648	2.9761	262.2052	28.6582	37.3948	48.3497	0.4752		

*/ Los valores trimestrales se deberán reportar en los meses de enero, abril, julio y octubre de cada año, respecto del trimestre inmediato anterior.

Mínimo	88.2642	0.0889	0.5028	1.3106	1.6379	255.3722	28.6582	0.0000	0.0000	0.3432		
Promedio	91.0113	0.2628	2.0027	2.4597	2.8763	263.1060	39.2971	34.9903	45.2665	0.7734		
Máximo	93.0418	0.4896	4.0610	4.3296	4.6166	266.6586	51.2315	37.8670	49.1745	1.1615		
Desv. Est.	1.05394	0.11173	0.87941	0.77896	0.80293	2.03445	4.33085	9.51362	12.30996	0.20198		

Observaciones: DATOS OBTENIDOS DE LOS ANALIZADORES PROPIEDAD DE GDF SUEZ