


**INFORME MENSUAL SOBRE LAS ESPECIFICACIONES DEL GAS NATURAL**

(Valores promedio diarios)

<b>PERMISIONARIO:</b>	<b>TRACTEBEL GNP, S.A. de C.V.</b>	
<b>PUNTO DE MEDICIÓN:</b>	<b>Nuevo Madero</b>	
<b>ZONA DE MEDICIÓN:</b>	<b>RESTO DEL PAÍS</b>	

FECHA: (dd/mm/aa)	Metano (% vol)	Bióxido de Carbono (% vol)	Nitrógeno (% vol)	Total Inertes (% vol)	Etano (% vol)	Temperatura de Rocio (K)	Humedad (mg/m <sup>3</sup> )	Poder Calorífico (MJ/m <sup>3</sup> )	Índice Wobbe (MJ/m <sup>3</sup> )	Acido Sulfhídrico (mg/m <sup>3</sup> )	Azufre total* (mg/m <sup>3</sup> )	Oxígeno* (% vol)
	84.0 MÍN.	3.0 MÁX.	4.0 MÁX.	4.0 MÁX.	11.0 MÁX.	271.15 MÁX	110.0 MÁX.	37.3 MÍN.	48.2 MÍN.	6.0 MÁX.	150.0 MÁX.	0.2 MÁX.
01/12/2021	95.1236	0.8548	0.9190	1.7738	2.9540	241.7896	8.8200	38.0200	49.8000	1.1911		
02/12/2021	95.1139	0.8263	0.9682	1.7943	2.9370	241.5022	8.8600	38.0100	49.7800	1.1005		
03/12/2021	95.0426	0.7891	1.0408	1.8299	2.9883	241.4276	8.7100	38.0000	49.7800	1.1846		
04/12/2021	94.9608	0.8146	0.9735	1.7881	3.1102	240.7972	8.7000	38.0500	49.8100	1.2463		
05/12/2021	94.9537	0.8307	0.9538	1.7845	3.1334	240.8923	9.2300	38.0600	49.8200	1.2626		
06/12/2021	94.9630	0.9142	0.8539	1.7682	3.1312	241.3568	9.7800	38.0700	49.8100	1.3422		
07/12/2021	95.0083	0.8232	1.0211	1.8442	3.0018	241.7043	9.3500	38.0000	49.7600	1.2659		
08/12/2021	94.9579	0.8548	0.9578	1.8126	3.1162	240.7999	8.2800	38.0400	49.7900	1.8322		
09/12/2021	94.4079	0.8176	1.0157	1.8333	3.4724	243.4303	10.0600	38.2400	49.9100	1.9554		
10/12/2021	94.3390	0.8556	0.9340	1.7895	3.5872	245.4408	15.0500	38.3000	49.9500	1.6925		
11/12/2021	94.8539	0.8835	0.8852	1.7687	3.2455	242.3310	8.6800	38.1000	49.8500	1.2409		
12/12/2021	94.7757	0.8878	0.8754	1.7632	3.2938	242.1870	10.7100	38.1400	49.8600	1.2974		
13/12/2021	94.1905	0.9119	0.8275	1.7393	3.6936	247.1299	18.5900	38.4100	50.0200	1.6028		
14/12/2021	94.9100	0.8704	0.8906	1.7610	3.1856	244.0151	9.9400	38.0900	49.8400	1.2921		
15/12/2021	94.2082	0.8266	0.9841	1.8107	3.5997	244.6283	14.2400	38.3600	49.9800	1.2939		
16/12/2021	94.4746	0.8467	0.9230	1.7697	3.5160	249.2809	27.2900	38.2700	49.9500	1.3719		
17/12/2021	94.6582	0.8695	0.9064	1.7760	3.3689	244.2782	14.5100	38.1800	49.8800	1.3412		
18/12/2021	94.8079	0.9270	0.8157	1.7427	3.2422	243.7306	16.6000	38.1600	49.8800	1.2169		
19/12/2021	95.0886	0.8725	0.9000	1.7725	2.9790	242.8617	12.4000	38.0300	49.8000	1.1756		
20/12/2021	95.1192	0.8835	0.8603	1.7438	2.9687	242.2325	9.9500	38.0500	49.8200	1.1092		
21/12/2021	95.1868	0.8730	0.9247	1.7977	2.8747	242.6171	8.4100	37.9900	49.7600	1.0752		
22/12/2021	95.1329	0.8636	0.9413	1.8049	2.9107	241.3594	7.9800	38.0000	49.7700	1.0216		
23/12/2021	95.1414	0.8837	0.9086	1.7922	2.9273	240.6117	8.8500	38.0100	49.7700	1.1743		
24/12/2021	95.0978	0.9301	0.8248	1.7549	3.0064	241.5403	8.5300	38.0400	49.7900	1.2350		
25/12/2021	95.0396	0.9617	0.7654	1.7272	3.1007	241.9065	7.0700	38.0700	49.8300	1.2343		
26/12/2021	95.0013	1.0208	0.6678	1.6887	3.1468	242.2398	8.1900	38.1200	49.8600	1.2857		
27/12/2021	95.0397	1.0347	0.6516	1.6862	3.1054	243.5553	8.5600	38.1200	49.8600	1.4461		
28/12/2021	95.1180	1.0194	0.6712	1.6906	3.0392	243.7610	8.3100	38.0900	49.8400	1.2493		
29/12/2021	95.1894	1.0400	0.6499	1.6899	2.9620	243.5186	10.2700	38.0800	49.8300	1.3533		
30/12/2021	95.0590	0.9614	0.7635	1.7249	3.0460	242.4730	9.9700	38.0800	49.8300	1.3533		
31/12/2021	95.1634	0.9014	0.8454	1.7468	2.9242	242.3427	9.6400	38.0300	49.8100	1.2011		


\*/ Los valores trimestrales se deberán reportar en los meses de enero, abril, julio y octubre de cada año, respecto del trimestre inmediato anterior.

<b>Mínimo</b>	94.1905	0.7891	0.6499	1.6862	2.8747	240.6117	7.0700	37.9900	49.7600	1.0216		
<b>Promedio</b>	94.9073	0.8919	0.8748	1.7668	3.1474	242.8304	10.8235	38.1035	49.8400	1.3111		
<b>Máximo</b>	95.1894	1.0400	1.0408	1.8442	3.6936	249.2809	27.2900	38.4100	50.0200	1.9554		
<b>Desv. Est.</b>	0.29082	0.06746	0.10785	0.04234	0.22572	1.90027	4.09983	0.10883	0.06517	0.20721		

Observaciones: DATOS OBTENIDOS DE LOS ANALIZADORES PROPIEDAD DE ENGIE.

**INFORME MENSUAL SOBRE LAS ESPECIFICACIONES DEL GAS NATURAL**

**(Registros Máximos diarios)**

<b>PERMISIONARIO:</b>	<b>TRACTEBEL GNP, S.A. de C.V.</b>	
<b>PUNTO DE MEDICIÓN:</b>	<b>Nuevo Madero</b>	
<b>ZONA DE MEDICIÓN:</b>	<b>RESTO DEL PAÍS</b>	

FECHA: (dd/mm/aa)	Metano (% vol)	Bióxido de Carbono (% vol)	Nitrógeno (% vol)	Total Inertes (% vol)	Etano (% vol)	Temperatura de Rocio (K)	Humedad (mg/m <sup>3</sup> )	Poder Calorífico (MJ/m <sup>3</sup> )	Índice Wobbe (MJ/m <sup>3</sup> )	Acido Sulfhídrico (mg/m <sup>3</sup> )	Azufre total* (mg/m <sup>3</sup> )	Oxígeno* (% vol)
	84.0 MÍN.	3.0 MÁX.	4.0 MÁX.	4.0 MÁX.	11.0 MÁX.	271.15 MÁX	110.0 MÁX.	43.6 MÁX.	53.2 MÁX.	6.0 MÁX.	150.0 MÁX.	0.2 MÁX.
01/12/2021	95.3091	0.9656	0.9701	1.8454	3.2330	242.4322	10.5700	38.1400	49.8900	1.5515		
02/12/2021	95.2419	0.8939	1.0188	1.8722	3.7331	242.1771	10.1700	38.2500	49.9200	1.6236		
03/12/2021	95.2620	0.8707	1.1214	1.8860	3.5072	241.9150	9.8700	38.2100	49.9200	1.6417		
04/12/2021	95.1055	0.8731	1.0389	1.8545	3.2515	242.4419	9.8700	38.1000	49.8600	1.6957		
05/12/2021	95.0169	0.9054	1.0577	1.8720	3.2282	241.9240	11.4800	38.1000	49.8700	1.9840		
06/12/2021	95.0595	1.0056	0.9417	1.8411	3.2089	242.2375	11.4800	38.1100	49.8500	1.8038		
07/12/2021	95.1108	0.9370	1.0858	1.9266	3.1888	242.6711	12.3800	38.0700	49.8200	1.7047		
08/12/2021	95.1063	0.9136	1.0622	1.9077	3.2601	242.1584	10.3700	38.1700	49.8500	2.7499		
09/12/2021	95.0098	0.9078	1.1325	1.8747	4.7522	249.1128	16.3000	38.9200	50.3100	3.2906		
10/12/2021	94.8405	0.9992	1.1612	1.9013	4.4806	251.7354	28.2600	38.9900	50.3600	2.9932		
11/12/2021	94.9619	0.9935	0.9874	1.8284	3.3921	243.5710	28.2600	38.1400	49.8800	1.6777		
12/12/2021	94.9629	0.9582	0.9245	1.8202	3.6102	243.3510	14.2900	38.3000	49.9600	1.8489		
13/12/2021	94.8667	1.0044	0.9695	1.8162	4.3936	249.7957	14.2900	38.7800	50.2500	2.2904		
14/12/2021	95.0627	0.9440	0.9796	1.8444	3.3063	245.6330	14.2900	38.1400	49.8900	1.8489		
15/12/2021	94.8959	0.8940	1.0377	1.8791	4.4291	248.8288	14.2900	38.9900	50.3700	1.9570		
16/12/2021	94.9117	0.8918	0.9852	1.8421	4.1775	252.7156	14.2900	38.9300	50.3300	1.8399		
17/12/2021	94.8172	0.9541	1.0119	1.8304	3.7614	245.8405	14.2900	38.3400	49.9900	1.8489		
18/12/2021	95.0538	1.0370	0.9410	1.8197	3.9633	246.2923	20.4200	38.3500	50.0100	1.7137		
19/12/2021	95.3221	0.9355	1.0317	1.8466	3.1318	244.3195	17.9100	38.0900	49.8600	1.6507		
20/12/2021	95.5383	1.0416	1.0355	1.8485	3.9788	243.3838	13.7900	38.4000	50.0800	1.4434		
21/12/2021	95.4017	0.9377	0.9954	1.8638	3.0447	244.2118	10.9700	38.0400	49.8100	1.5786		
22/12/2021	95.3081	0.9189	0.9822	1.8611	3.1027	242.0212	9.8700	38.0600	49.8300	1.4524		
23/12/2021	95.2330	0.9676	0.9577	1.8506	3.0345	241.5828	9.7700	38.0500	49.8200	1.5966		
24/12/2021	95.2307	1.0620	0.9514	1.8310	3.1916	242.6091	9.3700	38.1200	49.8600	1.7498		
25/12/2021	95.1237	1.0473	0.9162	1.7877	3.1897	242.5289	10.4700	38.1100	49.8700	1.7408		
26/12/2021	95.1138	1.1228	0.7234	1.7730	3.3501	243.0242	9.3700	38.1900	49.9100	1.7678		
27/12/2021	95.1866	1.1263	0.7299	1.7619	3.2022	244.3960	9.7700	38.1500	49.8800	2.1282		
28/12/2021	95.4082	1.1369	0.8813	1.7709	3.2124	244.5997	9.8700	38.1500	49.8800	1.9480		
29/12/2021	95.2991	1.0999	0.7420	1.7474	3.0368	243.9253	12.8800	38.1500	49.8800	1.8038		
30/12/2021	95.2183	1.0801	0.9711	1.8063	3.1499	243.6237	12.2800	38.1300	49.8900	1.8129		
31/12/2021	95.3046	0.9741	0.9199	1.8258	3.0541	243.0087	11.1800	38.0800	49.8600	1.6236		


\*/ Los valores trimestrales se deberán reportar en los meses de enero, abril, julio y octubre de cada año, respecto del trimestre inmediato anterior.

<b>Mínimo</b>	94.8172	0.8707	0.7234	1.7474	3.0345	241.5828	9.3700	38.0400	49.8100	1.4434		
<b>Promedio</b>	95.1382	0.9806	0.9763	1.8399	3.5018	244.4538	13.3119	38.2823	49.9600	1.8826		
<b>Máximo</b>	95.5383	1.1369	1.1612	1.9266	4.7522	252.7156	28.2600	38.9900	50.3700	3.2906		
<b>Desv. Est.</b>	0.18178	0.07837	0.10411	0.04240	0.49541	2.98043	4.79580	0.29993	0.17267	0.42163		

Observaciones: DATOS OBTENIDOS DE LOS ANALIZADORES PROPIEDAD DE ENGIE.

**INFORME MENSUAL SOBRE LAS ESPECIFICACIONES DEL GAS NATURAL**

**(Registros Mínimos diarios)**

<b>PERMISIONARIO:</b>	<b>TRACTEBEL GNP, S.A. de C.V.</b>	
<b>PUNTO DE MEDICIÓN:</b>	<b>Nuevo Madero</b>	
<b>ZONA DE MEDICIÓN:</b>	<b>RESTO DEL PAÍS</b>	

FECHA: (dd/mm/aa)	Metano (% vol)	Bióxido de Carbono (% vol)	Nitrógeno (% vol)	Total Inertes (% vol)	Etano (% vol)	Temperatura de Rocio (K)	Humedad (mg/m <sup>3</sup> )	Poder Calorífico (MJ/m <sup>3</sup> )	Índice Wobbe (MJ/m <sup>3</sup> )	Acido Sulfhídrico (mg/m <sup>3</sup> )	Azufre total* (mg/m <sup>3</sup> )	Oxígeno* (% vol)
	84.0 MÍN.	3.0 MÁX.	4.0 MÁX.	4.0 MÁX.	11.0 MÁX.	271.15 MÁX	110.0 MÁX.	37.3 MÍN.	48.2 MÍN.	6.0 MÁX.	150.0 MÁX.	0.2 MÁX.
01/12/2021	94.8623	0.7910	0.8262	1.7263	2.7129	240.9026	7.0500	37.9600	49.7300	0.8037		
02/12/2021	94.2857	0.7759	0.9200	1.7303	2.8147	240.6312	7.5600	37.9700	49.7200	0.8397		
03/12/2021	94.5701	0.7360	0.8923	1.7361	2.7761	240.7253	7.6600	37.9300	49.7200	0.8668		
04/12/2021	94.8458	0.7657	0.9359	1.7307	2.9692	239.6902	7.6600	38.0100	49.7600	0.9839		
05/12/2021	94.8344	0.7602	0.8714	1.7205	3.0345	240.1827	7.2600	38.0300	49.7700	0.9028		
06/12/2021	94.8533	0.8508	0.7546	1.7178	3.0601	239.8036	7.2600	38.0400	49.7700	0.9028		
07/12/2021	94.8814	0.7671	0.8613	1.7717	2.9053	240.7542	6.2500	37.9600	49.7000	0.8938		
08/12/2021	94.6585	0.7869	0.8829	1.7533	2.9165	239.9776	6.4500	37.9600	49.7000	1.1371		
09/12/2021	92.8693	0.7233	0.9162	1.7290	3.0318	241.2115	7.5600	38.0000	49.7400	1.4344		
10/12/2021	92.7523	0.6997	0.8258	1.7160	3.1988	242.0505	8.4600	38.0900	49.8000	1.1731		
11/12/2021	94.7263	0.7941	0.8242	1.7143	3.1649	240.8700	8.4600	38.0600	49.7800	1.1731		
12/12/2021	94.2909	0.8283	0.7934	1.6910	3.1784	241.4891	8.4600	38.0900	49.8100	0.9839		
13/12/2021	93.2319	0.8318	0.7168	1.6552	3.2572	241.6766	8.4600	38.1200	49.8100	1.2542		
14/12/2021	94.8123	0.8084	0.7671	1.6800	3.0637	242.5918	8.4600	38.0400	49.7700	0.9298		
15/12/2021	93.0379	0.7703	0.8759	1.7352	3.1512	242.3675	8.4600	38.0500	49.7600	0.8668		
16/12/2021	93.1860	0.7841	0.8544	1.7206	3.2122	244.7120	8.4600	38.1000	49.8400	0.9659		
17/12/2021	94.2231	0.7910	0.8297	1.7404	3.2090	242.9879	8.4600	38.1100	49.8400	0.9118		
18/12/2021	94.1138	0.8157	0.6196	1.6102	3.0464	241.3456	13.7900	38.0500	49.7800	0.9028		
19/12/2021	94.9106	0.7762	0.8417	1.7121	2.7162	242.1150	9.3700	37.9400	49.7300	0.8668		
20/12/2021	94.3234	0.8122	0.5030	1.5446	2.4460	241.3564	7.6600	37.8600	49.6800	0.8307		
21/12/2021	94.9946	0.8259	0.8143	1.7496	2.6916	241.5806	6.5500	37.9400	49.7100	0.7046		
22/12/2021	94.9785	0.8235	0.8924	1.7574	2.7241	240.7539	6.4500	37.9400	49.7200	0.6865		
23/12/2021	95.0139	0.8396	0.8554	1.7472	2.8134	239.6395	8.0600	37.9600	49.7100	0.9208		
24/12/2021	94.9660	0.8422	0.6999	1.6945	2.8054	239.9753	7.4600	37.9600	49.7300	0.8848		
25/12/2021	94.8869	0.8500	0.7107	1.6613	3.0082	241.3464	5.8500	38.0400	49.7700	0.8668		
26/12/2021	94.7981	0.9548	0.6033	1.6308	3.0554	241.6418	6.6500	38.0800	49.7900	1.0289		
27/12/2021	94.8843	0.9705	0.5797	1.6368	2.9782	242.5300	7.4600	38.0600	49.7800	1.1010		
28/12/2021	94.9516	0.8820	0.5442	1.6197	2.7058	242.5336	7.0500	37.9600	49.7300	0.7586		
29/12/2021	95.0387	0.9458	0.5819	1.6249	2.8398	242.7118	7.4600	38.0500	49.7800	0.9749		
30/12/2021	94.9310	0.8311	0.6608	1.6693	2.8779	241.0070	8.5600	38.0300	49.7800	1.0380		
31/12/2021	95.0242	0.8339	0.7959	1.6948	2.7845	241.0070	8.6600	37.9900	49.7600	0.8577		

\*/ Los valores trimestrales se deberán reportar en los meses de enero, abril, julio y octubre de cada año, respecto del trimestre inmediato anterior.

<b>Mínimo</b>	92.7523	0.6997	0.5030	1.5446	2.4460	239.6395	5.8500	37.8600	49.6800	0.6865		
<b>Promedio</b>	94.4754	0.8151	0.7758	1.6975	2.9403	241.3603	7.8523	38.0123	49.7571	0.9499		
<b>Máximo</b>	95.0387	0.9705	0.9359	1.7717	3.2572	244.7120	13.7900	38.1200	49.8400	1.4344		
<b>Desv. Est.</b>	0.70214	0.06179	0.12194	0.05265	0.19750	1.12633	1.39157	0.06370	0.04076	0.16008		

Observaciones: DATOS OBTENIDOS DE LOS ANALIZADORES PROPIEDAD DE ENGIE.