


INFORME MENSUAL SOBRE LAS ESPECIFICACIONES DEL GAS NATURAL

(Valores promedio diarios)

PERMISIONARIO:	TRACTEBEL GNP, S.A. de C.V.	
PUNTO DE MEDICIÓN:	Nuevo Madero	
ZONA DE MEDICIÓN:	RESTO DEL PAÍS	

FECHA: (dd/mm/aa)	Metano (% vol)	Bióxido de Carbono (% vol)	Nitrógeno (% vol)	Total Inertes (% vol)	Etano (% vol)	Temperatura de Rocio (K)	Humedad (mg/m ³)	Poder Calorífico (MJ/m ³)	Índice Wobbe (MJ/m ³)	Acido Sulfhídrico (mg/m ³)	Azufre total* (mg/m ³)	Oxígeno* (% vol)
	84.0 MÍN.	3.0 MÁX.	4.0 MÁX.	4.0 MÁX.	11.0 MÁX.	271.15 MÁX	110.0 MÁX.	37.3 MÍN.	48.2 MÍN.	6.0 MÁX.	150.0 MÁX.	0.2 MÁX.
01/10/2021	94.9184	0.7664	1.0366	1.8030	3.1268	240.9845	15.6300	38.0700	49.8300	0.6511	<10.8	0.00
02/10/2021	94.7395	0.7447	1.1173	1.8620	3.2322	240.7539	15.6500	38.0800	49.8200	0.6056		
03/10/2021	94.8607	0.7674	1.0109	1.7782	3.2109	239.9057	15.8800	38.0900	49.8600	0.6379		
04/10/2021	94.8668	0.8665	0.8497	1.7162	3.2640	240.6334	15.6500	38.1400	49.8900	0.7526		
05/10/2021	94.9063	0.7948	0.9822	1.7770	3.1337	241.6212	16.9400	38.1000	49.8600	0.6266		
06/10/2021	94.8168	0.8349	0.8637	1.6986	3.2944	240.6812	15.2400	38.1700	49.9200	0.6250		
07/10/2021	94.7894	0.7931	0.9512	1.7443	3.3112	239.9993	15.0900	38.1300	49.8900	0.5875		
08/10/2021	94.8748	0.8112	0.8928	1.7040	3.2623	239.9725	14.4900	38.1400	49.9100	0.6278		
09/10/2021	94.9419	0.8541	0.8198	1.6739	3.2204	241.0211	15.4900	38.1500	49.9200	0.6462		
10/10/2021	94.9747	0.8972	0.7388	1.6360	3.2151	241.2386	15.3800	38.1600	49.9400	0.6778		
11/10/2021	94.9030	0.7841	0.9776	1.7617	3.1538	241.5016	17.8900	38.1100	49.8700	0.6619		
12/10/2021	94.9449	0.7296	1.0696	1.7991	3.0870	240.7624	20.1100	38.0600	49.8400	0.5912		
13/10/2021	94.9026	0.8992	0.7397	1.6389	3.2796	241.8562	25.2800	38.1900	49.9500	0.6969		
14/10/2021	94.9436	0.9663	0.6818	1.6480	3.2375	241.5310	17.8100	38.1700	49.9100	0.6070		
15/10/2021	95.0890	1.0421	0.5881	1.6302	3.1090	241.6506	22.2600	38.1400	49.8800	0.8984		
16/10/2021	94.8868	0.9994	0.5677	1.5671	3.3620	242.1554	20.7900	38.2500	49.9900	0.7807		
17/10/2021	95.0661	1.0069	0.5863	1.5932	3.1452	242.0836	20.2100	38.1800	49.9300	0.7972		
18/10/2021	94.9979	1.0102	0.6216	1.6317	3.1893	242.9019	18.8900	38.1700	49.9100	0.7862		
19/10/2021	95.0295	0.9725	0.6596	1.6321	3.1506	244.1033	17.2000	38.1700	49.9200	0.6657		
20/10/2021	95.0240	0.8952	0.8396	1.7347	3.0556	243.0620	15.6700	38.0900	49.8500	0.7770		
21/10/2021	95.0588	0.8329	0.9224	1.7553	3.0286	241.5349	13.5000	38.0600	49.8300	0.8182		
22/10/2021	95.1438	0.8491	0.8828	1.7318	2.9672	242.2836	13.3100	38.0500	49.8400	0.7918		
23/10/2021	94.9009	0.8129	0.9467	1.7597	3.1389	242.7585	15.6200	38.1100	49.8600	0.7124		
24/10/2021	94.9869	0.7734	1.0223	1.7957	3.0563	242.4973	15.0100	38.0600	49.8300	0.7899		
25/10/2021	94.4721	0.6282	1.0182	1.6463	3.6558	241.1645	12.9100	38.3200	50.0800	0.6775		
26/10/2021	94.9635	0.6693	1.2109	1.8801	2.9678	241.8396	13.8500	38.0200	49.7900	0.9969		
27/10/2021	95.0044	0.7231	1.1264	1.8495	2.9987	241.4294	14.9600	38.0100	49.7900	1.0108		
28/10/2021	98.7118	0.1662	0.3223	0.4885	0.7660	232.1814	9.7600	37.8100	50.4200	0.8577		
29/10/2021	96.2128	0.4972	0.8497	1.3469	2.3383	238.6123	11.5000	37.9800	50.0600	0.9080		
30/10/2021	94.8192	0.7784	1.0323	1.8106	3.1992	243.8795	15.5900	38.1000	49.8500	1.0843		
31/10/2021	94.6738	0.6992	1.1747	1.8738	3.2901	242.8177	14.1400	38.0900	49.8300	0.9367		


*/ Los valores trimestrales se deberán reportar en los meses de enero, abril, julio y octubre de cada año, respecto del trimestre inmediato anterior.

Mínimo	94.4721	0.1662	0.3223	0.4885	0.7660	232.1814	9.7600	37.8100	49.7900	0.5875		
Promedio	95.0782	0.8021	0.8743	1.6764	3.0790	241.2716	16.1839	38.1087	49.9055	0.7511		
Máximo	98.7118	1.0421	1.2109	1.8801	3.6558	244.1033	25.2800	38.3200	50.4200	1.0843		
Desv. Est.	0.72530	0.16844	0.20539	0.24579	0.47453	2.05518	3.14566	0.08880	0.11701	0.13525		

Observaciones: DATOS OBTENIDOS DE LOS ANALIZADORES PROPIEDAD DE ENGIE.

INFORME MENSUAL SOBRE LAS ESPECIFICACIONES DEL GAS NATURAL

(Registros Máximos diarios)

PERMISIONARIO:	TRACTEBEL GNP, S.A. de C.V.	
PUNTO DE MEDICIÓN:	Nuevo Madero	
ZONA DE MEDICIÓN:	RESTO DEL PAÍS	

FECHA: (dd/mm/aa)	Metano (% vol)	Bióxido de Carbono (% vol)	Nitrógeno (% vol)	Total Inertes (% vol)	Etano (% vol)	Temperatura de Rocio (K)	Humedad (mg/m ³)	Poder Calorífico (MJ/m ³)	Índice Wobbe (MJ/m ³)	Acido Sulfhídrico (mg/m ³)	Azufre total* (mg/m ³)	Oxígeno* (% vol)
	84.0 MÍN.	3.0 MÁX.	4.0 MÁX.	4.0 MÁX.	11.0 MÁX.	271.15 MÁX	110.0 MÁX.	43.6 MÁX.	53.2 MÁX.	6.0 MÁX.	150.0 MÁX.	0.2 MÁX.
01/10/2021	95.0279	0.8266	1.0851	1.9084	3.3043	242.1764	17.9100	38.1300	49.8700	0.7676		
02/10/2021	94.8982	0.8154	1.1949	1.9347	3.3233	242.1636	42.8300	38.1600	49.8800	0.7136		
03/10/2021	95.0483	0.8417	1.1023	1.8638	3.3983	241.6943	17.1000	38.1500	49.9200	0.7947		
04/10/2021	94.9934	0.9295	0.9096	1.7900	3.3821	241.8599	17.3100	38.1700	49.9200	0.9208		
05/10/2021	95.0987	0.9218	1.1236	1.8597	3.3076	242.5722	19.4200	38.2000	49.9100	0.8127		
06/10/2021	94.9857	0.9516	1.4410	2.2538	3.5234	242.4976	16.7000	38.2600	49.9600	0.7496		
07/10/2021	94.9218	0.8371	1.0041	1.8058	3.3840	241.1951	38.3100	38.1600	49.9200	0.7857		
08/10/2021	94.9832	0.9241	0.9926	1.7653	3.3562	241.0392	15.8000	38.1900	49.9700	0.7857		
09/10/2021	95.1283	0.9880	0.9470	1.7663	3.3748	242.4542	25.7500	38.1900	49.9600	0.8487		
10/10/2021	95.1115	1.0166	0.8705	1.7334	3.3491	241.9839	17.0000	38.2300	50.0100	0.8037		
11/10/2021	95.0501	0.9514	1.0773	1.8620	3.2827	242.4558	20.1200	38.1700	49.9300	0.8487		
12/10/2021	95.0855	0.7900	1.1788	1.8605	3.3071	241.7867	22.4300	38.1200	49.8900	0.7226		
13/10/2021	95.1170	1.0355	1.0260	1.7671	3.3797	243.0344	51.3800	38.2600	50.0300	0.9028		
14/10/2021	95.3062	1.1069	0.7629	1.7371	3.4212	242.7054	51.3800	38.2200	49.9600	5.4891		
15/10/2021	95.2957	1.1448	0.9589	2.0336	3.7578	245.2905	25.6500	38.3500	50.0300	1.1371		
16/10/2021	95.2911	1.0884	0.6676	1.6435	4.1923	242.7964	23.5400	38.5000	50.1400	0.9388		
17/10/2021	95.3209	1.1060	0.6804	1.6900	3.5115	242.8911	23.7400	38.2800	50.0000	0.9749		
18/10/2021	95.1106	1.1070	0.6645	1.7453	3.3483	243.7182	21.9300	38.3000	50.0200	1.0199		
19/10/2021	95.2464	1.0819	0.7552	1.7302	3.5183	244.9370	19.6200	38.3500	50.0400	0.8758		
20/10/2021	95.2135	1.0683	1.0092	1.8262	3.2771	244.9821	21.2300	38.1800	49.9300	0.9749		
21/10/2021	95.1687	0.9315	0.9786	1.8134	3.1836	242.7800	15.6000	38.1100	49.8600	0.9659		
22/10/2021	95.2414	0.9225	0.9290	1.7812	3.1765	243.4627	17.3100	38.1000	49.8700	0.9839		
23/10/2021	95.1842	0.8835	1.0232	1.8501	4.0341	244.6047	18.1100	38.4900	50.0900	0.9118		
24/10/2021	95.2163	0.8609	1.1217	1.8451	3.1916	243.1023	17.0000	38.1100	49.8800	0.9478		
25/10/2021	95.6983	0.7998	1.2630	1.9515	7.9359	242.7809	16.1000	40.0000	51.1200	0.8577		
26/10/2021	95.2648	0.7368	1.2889	1.9864	4.0642	243.5457	16.1000	38.5400	50.2800	1.8219		
27/10/2021	95.2487	0.7906	1.1924	1.9158	3.1913	242.7733	16.5000	38.0900	49.8500	1.8489		
28/10/2021	99.9995	0.6754	1.2836	1.9525	3.1499	242.0867	14.0900	38.0300	50.6800	1.8129		
29/10/2021	99.9995	0.7885	1.3422	1.9072	3.5303	244.0921	15.3000	38.1600	50.6800	1.8309		
30/10/2021	94.9293	0.8575	1.1294	1.8638	3.3085	244.9144	18.2100	38.1600	49.8800	1.5335		
31/10/2021	94.9330	0.7633	1.2322	1.9543	3.6902	243.7796	18.6100	38.2200	49.9300	1.5065		


*/ Los valores trimestrales se deberán reportar en los meses de enero, abril, julio y octubre de cada año, respecto del trimestre inmediato anterior.

Mínimo	94.8982	0.6754	0.6645	1.6435	3.1499	241.0392	14.0900	38.0300	49.8500	0.7136		
Promedio	95.4554	0.9207	1.0399	1.8515	3.5857	242.9728	22.3252	38.2768	50.0455	1.1900		
Máximo	99.9995	1.1448	1.4410	2.2538	7.9359	245.2905	51.3800	40.0000	51.1200	5.4891		
Desv. Est.	1.22375	0.12726	0.20037	0.11819	0.84799	1.12731	9.93807	0.34191	0.28308	0.87442		

Observaciones: DATOS OBTENIDOS DE LOS ANALIZADORES PROPIEDAD DE ENGIE.

INFORME MENSUAL SOBRE LAS ESPECIFICACIONES DEL GAS NATURAL

(Registros Mínimos diarios)

PERMISIONARIO:	TRACTEBEL GNP, S.A. de C.V.	
PUNTO DE MEDICIÓN:	Nuevo Madero	
ZONA DE MEDICIÓN:	RESTO DEL PAÍS	

FECHA: (dd/mm/aa)	Metano (% vol)	Bióxido de Carbono (% vol)	Nitrógeno (% vol)	Total Inertes (% vol)	Etano (% vol)	Temperatura de Rocio (K)	Humedad (mg/m ³)	Poder Calorífico (MJ/m ³)	Índice Wobbe (MJ/m ³)	Acido Sulfhídrico (mg/m ³)	Azufre total* (mg/m ³)	Oxígeno* (% vol)
	84.0 MÍN.	3.0 MÁX.	4.0 MÁX.	4.0 MÁX.	11.0 MÁX.	271.15 MÁX	110.0 MÁX.	37.3 MÍN.	48.2 MÍN.	6.0 MÁX.	150.0 MÁX.	0.2 MÁX.
01/10/2021	94.6231	0.7364	0.9982	1.7582	2.9958	240.1926	12.8800	38.0000	49.7600	0.4162		
02/10/2021	94.5835	0.6771	1.0331	1.7960	3.1027	239.4619	5.8500	38.0400	49.7500	0.4433		
03/10/2021	94.6339	0.7072	0.9082	1.6956	3.0792	238.5465	7.6600	38.0500	49.8000	0.4973		
04/10/2021	94.7083	0.8027	0.7900	1.6756	3.1339	240.1133	4.2400	38.1100	49.8300	0.5784		
05/10/2021	94.5525	0.7059	0.8023	1.6860	2.9598	240.4095	13.7900	38.0400	49.8000	0.5153		
06/10/2021	94.2971	0.7340	0.7906	1.6324	3.0804	238.9897	13.6900	37.9600	49.5500	0.5244		
07/10/2021	94.6949	0.7462	0.9092	1.7055	3.1730	238.9282	12.7800	38.1100	49.8500	0.4433		
08/10/2021	94.7757	0.7638	0.8144	1.6287	3.1932	239.1824	11.8800	38.1000	49.8500	0.4973		
09/10/2021	94.7093	0.7687	0.6910	1.5808	3.0944	240.0521	7.4600	38.0900	49.8300	0.4703		
10/10/2021	94.8363	0.8024	0.6251	1.5345	3.0737	240.6399	12.5800	38.1200	49.8400	0.5334		
11/10/2021	94.7552	0.7310	0.8221	1.6811	2.9187	240.5072	15.4000	38.0500	49.7900	0.4703		
12/10/2021	94.7674	0.6471	0.9633	1.7340	2.9647	240.1866	17.5100	38.0100	49.7800	0.4613		
13/10/2021	94.7045	0.7384	0.5243	1.5520	3.0598	240.5164	16.3000	38.0700	49.8500	0.5514		
14/10/2021	94.7237	0.8924	0.5175	1.5565	2.9359	240.7471	16.3000	38.0800	49.8300	0.5514		
15/10/2021	94.4652	0.9611	0.4678	1.5387	2.9811	239.5820	18.9100	38.0100	49.6200	0.6775		
16/10/2021	94.0717	0.9134	0.5067	1.5164	2.9782	240.5945	18.1100	38.1300	49.8800	0.6235		
17/10/2021	94.6781	0.9350	0.5210	1.5286	2.9546	241.4376	16.8000	38.1300	49.8400	0.6325		
18/10/2021	94.7883	0.9475	0.6016	1.5806	3.1116	241.1543	14.6900	38.1000	49.8000	0.5784		
19/10/2021	94.6332	0.8955	0.5794	1.5583	2.9845	243.1766	14.1900	38.0800	49.8200	0.4793		
20/10/2021	94.7346	0.7677	0.5804	1.6287	2.9038	242.0677	13.4900	38.0300	49.7800	0.5153		
21/10/2021	94.8814	0.7843	0.8407	1.7180	2.9592	240.4660	12.0800	38.0200	49.7700	0.6595		
22/10/2021	94.9033	0.8180	0.8238	1.6994	2.8387	241.3956	10.7700	38.0100	49.7900	0.5874		
23/10/2021	93.8097	0.7600	0.8881	1.7155	2.8692	241.5068	13.2900	37.9900	49.7500	0.4973		
24/10/2021	94.8603	0.7034	0.9024	1.7187	2.7864	241.7627	13.8900	37.9800	49.7800	0.6235		
25/10/2021	89.7626	0.5177	0.9076	1.4683	2.5833	239.4367	10.1700	37.9600	49.7200	0.4973		
26/10/2021	94.1031	0.5098	0.9564	1.4998	2.7569	240.9701	9.7700	37.9200	49.6800	0.4793		
27/10/2021	94.8192	0.6643	1.0736	1.7898	2.7828	240.6675	13.1900	37.9300	49.7200	0.6956		
28/10/2021	94.8545	0.6643	1.0736	1.7898	2.7828	229.0175	7.5600	37.7500	49.7300	0.5334		
29/10/2021	94.4880	0.6643	1.0736	1.7898	2.7828	229.0175	7.8600	37.7500	49.7600	0.5694		
30/10/2021	94.6693	0.7151	0.8936	1.7310	3.1330	242.5024	12.0800	38.0600	49.7900	0.7676		
31/10/2021	94.2376	0.6441	1.0304	1.7138	3.1555	241.2627	10.7700	38.0300	49.7600	0.6865		

*/ Los valores trimestrales se deberán reportar en los meses de enero, abril, julio y octubre de cada año, respecto del trimestre inmediato anterior.

Mínimo	89.7626	0.5098	0.4678	1.4683	2.5833	229.0175	4.2400	37.7500	49.5500	0.4162		
Promedio	94.4557	0.7522	0.8035	1.6517	2.9713	239.8223	12.4497	38.0229	49.7774	0.5502		
Máximo	94.9033	0.9611	1.0736	1.7960	3.1932	243.1766	18.9100	38.1300	49.8800	0.7676		
Desv. Est.	0.90881	0.11060	0.19115	0.09745	0.14672	3.06939	3.62928	0.09242	0.06918	0.08610		

Observaciones: DATOS OBTENIDOS DE LOS ANALIZADORES PROPIEDAD DE ENGIE.