


INFORME MENSUAL SOBRE LAS ESPECIFICACIONES DEL GAS NATURAL

(Valores promedio diarios)

PERMISIONARIO:	TRACTEBEL GNP, S.A. de C.V.	
PUNTO DE MEDICIÓN:	Nuevo Madero	
ZONA DE MEDICIÓN:	RESTO DEL PAÍS	

FECHA: (dd/mm/aa)	Metano (% vol)	Bióxido de Carbono (% vol)	Nitrógeno (% vol)	Total Inertes (% vol)	Etano (% vol)	Temperatura de Rocio (K)	Humedad (mg/m ³)	Poder Calorífico (MJ/m ³)	Índice Wobbe (MJ/m ³)	Acido Sulfhídrico (mg/m ³)	Azufre total* (mg/m ³)	Oxígeno* (% vol)
	84.0 MÍN.	3.0 MÁX.	4.0 MÁX.	4.0 MÁX.	11.0 MÁX.	271.15 MÁX	110.0 MÁX.	37.3 MÍN.	48.2 MÍN.	6.0 MÁX.	150.0 MÁX.	0.2 MÁX.
01/08/2021	94.8034	0.8444	0.9584	1.8029	3.1817	242.3712	23.0900	38.1200	49.8500	0.8918		
02/08/2021	94.6415	0.8200	0.9735	1.7936	3.3633	241.8488	26.1100	38.1600	49.8800	0.9754		
03/08/2021	94.5735	0.7904	1.0604	1.8508	3.3956	241.2678	24.2100	38.1400	49.8500	0.8791		
04/08/2021	94.4048	0.7894	1.1395	1.9289	3.4448	240.9119	25.6100	38.1600	49.8200	0.7321		
05/08/2021	94.3817	0.7287	1.1821	1.9108	3.5432	238.6969	18.2300	38.1400	49.8300	0.8155		
06/08/2021	94.5000	0.8161	1.1144	1.9305	3.3711	240.8664	20.6400	38.1200	49.8000	0.6892		
07/08/2021	94.5500	0.7557	1.1275	1.8833	3.3886	241.2400	21.4600	38.1300	49.8400	0.5958		
08/08/2021	94.4966	0.7518	1.1170	1.8688	3.4679	240.0907	12.7700	38.1400	49.8600	0.5440		
09/08/2021	94.4603	0.7903	1.0444	1.8347	3.5286	240.5491	12.4600	38.1800	49.8800	0.4985		
10/08/2021	94.4535	0.7901	1.0617	1.8518	3.5037	240.9761	12.2300	38.1800	49.8700	0.5555		
11/08/2021	94.4892	0.7983	0.9930	1.7913	3.5137	241.3432	12.9400	38.2100	49.9100	0.5894		
12/08/2021	94.5441	0.7962	1.0209	1.8170	3.4473	241.2069	14.3200	38.1800	49.8800	0.5685		
13/08/2021	94.3778	0.7775	1.1174	1.8949	3.5505	239.7449	14.2400	38.1700	49.8500	0.5788		
14/08/2021	94.4395	0.7550	1.0572	1.8122	3.5795	239.9466	12.9300	38.2100	49.9100	0.6278		
15/08/2021	94.4822	0.7716	1.0711	1.8426	3.4934	241.0306	12.6400	38.1700	49.8800	0.6278		
16/08/2021	94.4598	0.7415	1.1172	1.8587	3.5132	240.7038	13.5200	38.1700	49.8700	0.6278		
17/08/2021	94.4996	0.7404	1.1117	1.8521	3.4822	240.1665	12.4600	38.1600	49.8700	0.7231		
18/08/2021	94.3506	0.7630	1.0878	1.8508	3.6109	239.6779	12.4700	38.2000	49.8900	0.6732		
19/08/2021	94.4202	0.7281	1.1037	1.8318	3.5589	241.0235	12.9200	38.2000	49.9100	0.7161		
20/08/2021	94.3532	0.7643	1.0564	1.8208	3.6533	240.7971	13.3200	38.2200	49.9100	0.7204		
21/08/2021	94.3565	0.7051	1.0859	1.7910	3.6694	241.2147	15.4400	38.2500	49.9500	0.5998		
22/08/2021	94.4964	0.7242	1.0829	1.8070	3.5089	241.2911	15.4800	38.2000	49.9100	0.6164		
23/08/2021	94.6083	0.7486	1.0443	1.7929	3.4042	240.3386	15.8300	38.1700	49.9000	0.6708		
24/08/2021	94.7402	0.7798	0.9974	1.7771	3.2426	241.5039	16.1700	38.1700	49.9000	0.4786		
25/08/2021	94.7948	0.7806	1.0150	1.7957	3.1932	241.5563	18.7300	38.1300	49.8700	0.7196		
26/08/2021	94.5928	0.8108	0.9622	1.7730	3.4552	240.9413	14.6700	38.1900	49.9000	0.6995		
27/08/2021	94.6740	0.7874	1.0238	1.8112	3.3018	241.4104	15.1300	38.1500	49.8700	0.3687		
28/08/2021	94.8014	0.7894	1.0239	1.8134	3.2042	241.8983	15.3500	38.1000	49.8400	0.4247		
29/08/2021	94.8059	0.7294	1.1274	1.8568	3.0958	241.0964	17.6600	38.0900	49.8400	0.5332		
30/08/2021	94.6870	0.7716	0.9789	1.7504	3.3261	239.3328	15.0700	38.1900	49.9200	0.6301		
31/08/2021	94.5350	0.8265	0.9408	1.7673	3.4808	242.0194	17.8200	38.2200	49.9200	0.5819		


*/ Los valores trimestrales se deberán reportar en los meses de enero, abril, julio y octubre de cada año, respecto del trimestre inmediato anterior.

Mínimo	94.3506	0.7051	0.9408	1.7504	3.0958	238.6969	12.2300	38.0900	49.8000	0.3687		
Promedio	94.5411	0.7731	1.0580	1.8311	3.4346	240.8730	16.3200	38.1684	49.8768	0.6436		
Máximo	94.8059	0.8444	1.1821	1.9305	3.6694	242.3712	26.1100	38.2500	49.9500	0.9754		
Desv. Est.	0.14186	0.03325	0.06134	0.04625	0.14224	0.81543	4.10016	0.03707	0.03390	0.13149		

Observaciones: DATOS OBTENIDOS DE LOS ANALIZADORES PROPIEDAD DE ENGIE.

INFORME MENSUAL SOBRE LAS ESPECIFICACIONES DEL GAS NATURAL

(Registros Máximos diarios)

PERMISIONARIO:	TRACTEBEL GNP, S.A. de C.V.	
PUNTO DE MEDICIÓN:	Nuevo Madero	
ZONA DE MEDICIÓN:	RESTO DEL PAÍS	

FECHA: (dd/mm/aa)	Metano	Bióxido de	Nitrógeno	Total Inertes	Etano	Temperatura de	Humedad	Poder	Índice Wobbe	Acido	Azufre total*	Oxígeno*
	(% vol)	Carbono (% vol)	(% vol)	(% vol)	(% vol)	Rocio (K)	(mg/m ³)	Calorífico (MJ/m ³)	(MJ/m ³)	Sulfhídrico (mg/m ³)		
	84.0 MÍN.	3.0 MÁX.	4.0 MÁX.	4.0 MÁX.	11.0 MÁX.	271.15 MÁX	110.0 MÁX.	43.6 MÁX.	53.2 MÁX.	6.0 MÁX.	150.0 MÁX.	0.2 MÁX.
01/08/2021	94.9505	0.9399	1.0241	1.8772	3.2478	244.3195	24.3400	38.1500	49.8900	1.2272		
02/08/2021	94.8287	0.9257	1.0643	1.8791	3.5401	245.5016	29.1600	38.2100	49.9400	1.6146		
03/08/2021	94.6982	1.0052	1.2053	2.0423	3.5492	242.6800	26.6500	38.2100	49.9300	1.4344		
04/08/2021	94.5603	0.8622	1.2096	2.0043	3.5800	241.7769	33.9900	38.4400	50.0200	0.9659		
05/08/2021	94.7528	0.8936	1.3199	2.0196	3.8391	241.3575	22.6300	38.2400	49.9400	1.1731		
06/08/2021	94.6947	0.9042	1.3037	2.0696	3.5850	241.4767	22.3300	38.3300	49.9700	1.2092		
07/08/2021	94.7139	0.8366	1.1830	1.9566	3.5429	242.4380	28.2600	38.2100	49.9000	0.7046		
08/08/2021	94.6385	0.8044	1.1631	1.9312	3.5384	241.9857	16.3000	38.1700	49.8900	0.6235		
09/08/2021	94.5741	0.8617	1.1225	1.9010	3.6840	242.5868	13.7900	38.2200	49.9100	0.6055		
10/08/2021	94.7120	0.8580	1.1717	1.9533	3.6440	243.0542	13.9900	38.2400	49.9100	0.6595		
11/08/2021	94.6927	0.8881	1.1241	1.8867	3.9206	242.8445	14.3900	38.3300	49.9800	0.7136		
12/08/2021	94.8253	0.8794	1.1233	1.8942	3.9143	244.4105	15.5000	38.2900	49.9400	0.6865		
13/08/2021	94.6954	0.9009	1.2262	1.9963	3.9769	242.3968	16.6000	38.3200	49.9300	0.6775		
14/08/2021	94.5611	0.8352	1.1358	1.8963	3.7447	240.7648	16.5000	38.2900	49.9700	0.8397		
15/08/2021	94.5981	0.8552	1.1609	1.9273	3.6374	241.8368	14.2900	38.2400	49.9300	0.8397		
16/08/2021	94.6114	0.8039	1.1945	1.9324	3.6813	241.8827	16.1000	38.2100	49.9100	0.8397		
17/08/2021	94.6297	0.7963	1.1386	1.9132	3.6111	241.9708	14.0900	38.2000	49.9100	0.8577		
18/08/2021	94.5647	0.8372	1.1313	1.9126	4.1506	244.0089	13.4900	38.3400	49.9800	0.8307		
19/08/2021	94.5743	0.8008	1.1965	1.9395	3.9268	243.6647	15.5000	38.3200	49.9700	0.8668		
20/08/2021	94.5285	0.9041	1.1349	1.9129	4.1384	241.8169	14.9900	38.3800	50.0100	0.9118		
21/08/2021	94.5040	0.7881	1.1361	1.8506	3.8141	243.0505	17.2100	38.3000	49.9900	0.7136		
22/08/2021	94.6913	0.7797	1.1421	1.8843	3.6603	245.7060	17.9100	38.2500	49.9600	0.7406		
23/08/2021	94.9212	0.9146	1.1720	1.8819	3.6145	244.1604	19.0100	38.3900	50.0300	1.0470		
24/08/2021	94.9318	0.8881	1.1339	1.8506	3.4533	242.6778	18.6100	38.4000	50.0300	3.1194		
25/08/2021	95.0089	0.9070	1.2038	1.9046	3.5819	242.5262	22.9300	38.4600	50.1100	0.9929		
26/08/2021	94.9030	0.8950	1.0749	1.8554	3.6630	242.1027	17.0000	38.2600	49.9900	1.1461		
27/08/2021	94.8894	1.0289	1.1522	1.9055	3.9065	242.0151	17.7100	38.3000	49.9800	0.6235		
28/08/2021	94.9877	0.8679	1.1366	1.9218	3.5401	242.6528	17.8100	38.2000	49.8900	0.5784		
29/08/2021	95.0668	0.7894	1.1908	1.9308	3.3181	242.9777	20.0200	38.2600	49.9500	0.7226		
30/08/2021	94.8805	0.8657	1.1808	1.9092	3.5361	242.1954	20.1200	38.2500	49.9800	0.8577		
31/08/2021	94.7838	1.0082	1.0513	1.8969	4.1235	245.1099	21.8300	38.4300	50.0700	0.7947		


*/ Los valores trimestrales se deberán reportar en los meses de enero, abril, julio y octubre de cada año, respecto del trimestre inmediato anterior.

Mínimo	94.5040	0.7797	1.0241	1.8506	3.2478	240.7648	13.4900	38.1500	49.8900	0.5784		
Promedio	94.7411	0.8750	1.1583	1.9238	3.6988	242.8371	19.1306	38.2852	49.9616	0.9554		
Máximo	95.0668	1.0289	1.3199	2.0696	4.1506	245.7060	33.9900	38.4600	50.1100	3.1194		
Desv. Est.	0.15934	0.06392	0.06247	0.05385	0.22393	1.22746	5.09987	0.08193	0.05367	0.47228		

Observaciones: DATOS OBTENIDOS DE LOS ANALIZADORES PROPIEDAD DE ENGIE.

INFORME MENSUAL SOBRE LAS ESPECIFICACIONES DEL GAS NATURAL

(Registros Mínimos diarios)

PERMISIONARIO:	TRACTEBEL GNP, S.A. de C.V.	
PUNTO DE MEDICIÓN:	Nuevo Madero	
ZONA DE MEDICIÓN:	RESTO DEL PAÍS	

FECHA: (dd/mm/aa)	Metano (% vol)	Bióxido de Carbono (% vol)		Nitrógeno (% vol)	Total Inertes (% vol)	Etano (% vol)	Temperatura de Rocio (K)	Humedad (mg/m ³)	Poder Calorífico (MJ/m ³)	Índice Wobbe (MJ/m ³)	Acido Sulfhídrico (mg/m ³)	Azufre total* (mg/m ³)	Oxígeno* (% vol)
		84.0 MÍN.	3.0 MÁX.										
01/08/2021	94.7028	0.7904	0.8521	1.7360	3.0314	241.6306	21.5300	38.0700	49.7800	0.6685			
02/08/2021	94.4408	0.7661	0.8854	1.7008	3.1584	239.8046	22.9300	38.1000	49.8100	0.7406			
03/08/2021	94.3995	0.7321	0.9951	1.7689	3.2930	240.6643	22.8300	38.0800	49.6700	0.5964			
04/08/2021	94.0502	0.7343	1.0330	1.8311	3.3742	240.2631	20.5200	38.0900	49.7500	0.5604			
05/08/2021	94.0782	0.6227	1.0517	1.8042	3.1147	236.8078	14.1900	38.0100	49.7300	0.6325			
06/08/2021	94.2634	0.7227	1.0223	1.8421	3.1955	239.6943	18.2100	38.0200	49.7000	0.4973			
07/08/2021	94.3426	0.7026	1.0535	1.8212	3.2345	239.7692	15.6000	38.0900	49.7800	0.4433			
08/08/2021	94.3908	0.7135	1.0745	1.8215	3.2931	239.6224	11.1800	38.0900	49.8000	0.4523			
09/08/2021	94.2796	0.7261	0.9852	1.7847	3.4484	239.8807	11.1800	38.1400	49.8200	0.4072			
10/08/2021	94.2159	0.7381	0.9842	1.7686	3.3462	239.3048	11.0700	38.1300	49.8100	0.4703			
11/08/2021	94.0696	0.7298	0.9080	1.7311	3.3912	240.1642	11.0700	38.1300	49.8300	0.4523			
12/08/2021	94.0680	0.6829	0.9586	1.7567	3.1416	239.8769	13.0800	38.1100	49.8100	0.4162			
13/08/2021	93.9268	0.6700	1.0086	1.8381	3.2043	237.4892	12.7800	38.1100	49.7600	0.4703			
14/08/2021	94.2255	0.7016	0.9809	1.7491	3.4699	239.2874	10.6700	38.1500	49.8400	0.5244			
15/08/2021	94.3556	0.7166	0.9880	1.7794	3.3949	239.4918	10.9700	38.1400	49.8200	0.5604			
16/08/2021	94.2100	0.6888	1.0584	1.8070	3.3679	239.6896	12.4800	38.1200	49.8200	0.5604			
17/08/2021	94.3727	0.7018	1.0838	1.8113	3.3866	239.6397	10.9700	38.1300	49.8200	0.6145			
18/08/2021	93.8298	0.7236	1.0295	1.7978	3.3951	238.8618	11.0700	38.1300	49.8100	0.5424			
19/08/2021	94.0454	0.6811	1.0489	1.7798	3.4107	239.9458	11.3800	38.1500	49.8300	0.0198			
20/08/2021	93.8683	0.6819	0.8690	1.7725	3.4808	239.2319	11.0700	38.1600	49.8400	0.5334			
21/08/2021	94.1912	0.6667	1.0008	1.7516	3.5530	240.1651	14.2900	38.2100	49.9000	0.4793			
22/08/2021	94.3004	0.6808	1.0291	1.7641	3.3630	240.8731	13.9900	38.1500	49.8600	0.4973			
23/08/2021	94.3075	0.6855	0.9403	1.7278	3.1050	239.1741	13.7900	38.0800	49.8200	0.3712			
24/08/2021	94.2726	0.6782	0.8553	1.7016	3.0618	239.9789	14.7900	38.0800	49.8200	0.3802			
25/08/2021	94.2289	0.6751	0.8442	1.6349	2.8912	240.6390	14.9900	38.0200	49.7800	0.5153			
26/08/2021	94.3902	0.7508	0.8575	1.6882	3.0947	240.1424	13.2900	38.0700	49.8200	0.5153			
27/08/2021	94.2607	0.7217	0.6780	1.7069	3.0604	239.7946	12.9800	38.0500	49.7700	0.1639			
28/08/2021	94.4762	0.7149	0.9231	1.7474	2.9374	240.5611	14.0900	37.9900	49.7300	0.2901			
29/08/2021	94.4945	0.6882	1.0544	1.7954	2.8828	240.1033	15.3000	37.9700	49.7200	0.3712			
30/08/2021	94.5268	0.6983	0.8732	1.6872	3.0941	238.3324	12.5800	38.0600	49.8200	0.4162			
31/08/2021	93.8802	0.7190	0.7664	1.6664	3.2143	239.9543	15.6000	38.1200	49.7700	0.3802			

*/ Los valores trimestrales se deberán reportar en los meses de enero, abril, julio y octubre de cada año, respecto del trimestre inmediato anterior.

Mínimo	93.8298	0.6227	0.6780	1.6349	2.8828	236.8078	10.6700	37.9700	49.6700	0.0198		
Promedio	94.2408	0.7066	0.9578	1.7604	3.2384	239.7045	14.2087	38.0952	49.7948	0.4691		
Máximo	94.7028	0.7904	1.0838	1.8421	3.5530	241.6306	22.9300	38.2100	49.9000	0.7406		
Desv. Est.	0.20642	0.03290	0.09795	0.05292	0.18121	0.92656	3.54331	0.05403	0.04884	0.14068		

Observaciones: DATOS OBTENIDOS DE LOS ANALIZADORES PROPIEDAD DE ENGIE.