


INFORME MENSUAL SOBRE LAS ESPECIFICACIONES DEL GAS NATURAL

(Valores promedio diarios)

PERMISIONARIO:	TRACTEBEL GNP, S.A. de C.V.	
PUNTO DE MEDICIÓN:	Nuevo Madero	
ZONA DE MEDICIÓN:	RESTO DEL PAÍS	

FECHA: (dd/mm/aa)	Metano (% vol)	Bióxido de Carbono (% vol)	Nitrógeno (% vol)	Total Inertes (% vol)	Etano (% vol)	Temperatura de Rocio (K)	Humedad (mg/m ³)	Poder Calorífico (MJ/m ³)	Índice Wobbe (MJ/m ³)	Acido Sulfhídrico (mg/m ³)	Azufre total* (mg/m ³)	Oxígeno* (% vol)
	84.0 MÍN.	3.0 MÁX.	4.0 MÁX.	4.0 MÁX.	11.0 MÁX.	271.15 MÁX	110.0 MÁX.	37.3 MÍN.	48.2 MÍN.	6.0 MÁX.	150.0 MÁX.	0.2 MÁX.
01/07/2021	94.6318	0.8148	1.0104	1.8251	3.3161	239.4128	17.4100	38.1700	49.8700	1.0325	<10.8	0.00
02/07/2021	94.6314	0.7999	1.0236	1.8236	3.2941	239.3797	21.4100	38.1700	49.8700	0.9837		
03/07/2021	94.3643	0.8017	1.0182	1.8199	3.5349	240.0011	18.7800	38.2500	49.9200	1.0658		
04/07/2021	94.4926	0.8909	0.8960	1.7868	3.4525	241.2752	15.9800	38.2400	49.9000	1.1203		
05/07/2021	94.6144	0.9179	0.8152	1.7331	3.3758	241.4351	19.2400	38.2400	49.9200	1.0710		
06/07/2021	94.4824	0.8781	0.8710	1.7492	3.4938	241.1530	24.5500	38.2700	49.9400	1.1017		
07/07/2021	94.3425	0.8763	0.8574	1.7337	3.6588	240.9669	21.0300	38.3100	49.9800	1.1174		
08/07/2021	94.4731	0.8915	0.8536	1.7451	3.5346	241.0697	21.6100	38.2600	49.9400	1.0475		
09/07/2021	94.4126	0.8765	0.8840	1.7605	3.5809	240.8613	20.0600	38.2700	49.9400	0.9821		
10/07/2021	94.1392	0.8649	0.9416	1.8064	3.8486	240.6192	17.9700	38.3000	49.9400	0.9946		
11/07/2021	94.5616	0.9367	0.8941	1.8308	3.3985	241.3430	19.5400	38.1800	49.8400	0.9715		
12/07/2021	94.6367	0.9357	0.8659	1.8015	3.3565	241.2559	21.5300	38.1700	49.8500	1.0115		
13/07/2021	94.6916	0.8869	0.9112	1.7981	3.2997	241.9460	24.1700	38.1600	49.8600	1.0752		
14/07/2021	94.6798	0.8573	0.9620	1.8193	3.2940	241.4814	24.5900	38.1400	49.8500	1.0092		
15/07/2021	94.7917	0.9438	0.8236	1.7675	3.2339	241.5184	22.7200	38.1500	49.8500	0.9207		
16/07/2021	94.7064	0.9322	0.8290	1.7613	3.3152	242.0240	25.4500	38.1800	49.8700	1.0087		
17/07/2021	94.6774	0.9019	0.8897	1.7916	3.3278	241.4509	24.4800	38.1600	49.8600	0.9430		
18/07/2021	94.6068	0.8890	0.9264	1.8153	3.3744	240.7535	23.0500	38.1600	49.8600	0.9359		
19/07/2021	94.6614	0.9242	0.8950	1.8193	3.3191	241.2484	22.2900	38.1600	49.8400	0.8847		
20/07/2021	94.2148	0.8921	0.8987	1.7908	3.7971	241.7419	26.0300	38.2900	49.9400	0.8685		
21/07/2021	93.8108	0.9051	0.8915	1.7966	4.1988	241.5673	23.3000	38.4100	49.9900	0.9049		
22/07/2021	93.8704	0.8228	1.0421	1.8649	4.0816	240.7128	22.8800	38.3400	49.9500	1.0233		
23/07/2021	93.8727	0.8317	1.0055	1.8372	4.1088	240.3835	20.2900	38.3500	49.9700	0.9599		
24/07/2021	93.8669	0.8107	1.0276	1.8383	4.1058	240.8799	19.6400	38.3600	49.9800	0.9106		
25/07/2021	93.8438	0.8095	1.0057	1.8152	4.1627	240.4236	17.3600	38.3700	50.0000	0.9419		
26/07/2021	93.7795	0.8496	0.9373	1.7869	4.2430	241.3617	19.0300	38.4200	50.0300	0.9667		
27/07/2021	93.7003	0.8536	0.9389	1.7925	4.3128	241.7076	22.9000	38.4400	50.0300	1.0062		
28/07/2021	93.9913	0.8543	0.9505	1.8048	3.9968	241.4326	23.6800	38.3500	49.9700	0.9125		
29/07/2021	94.4990	0.8233	0.9853	1.8087	3.4946	241.2763	24.4800	38.2000	49.9000	0.9614		
30/07/2021	94.5681	0.8207	0.9948	1.8155	3.4005	241.2687	24.7100	38.1900	49.8800	1.0391		
31/07/2021	94.6924	0.8428	0.9796	1.8224	3.2677	241.8174	23.1600	38.1500	49.8600	0.8659		


*/ Los valores trimestrales se deberán reportar en los meses de enero, abril, julio y octubre de cada año, respecto del trimestre inmediato anterior.

Mínimo	93.7003	0.7999	0.8152	1.7331	3.2339	239.3797	15.9800	38.1400	49.8400	0.8659		
Promedio	94.3648	0.8689	0.9299	1.7988	3.6187	241.0893	21.7200	38.2519	49.9161	0.9883		
Máximo	94.7917	0.9438	1.0421	1.8649	4.3128	242.0240	26.0300	38.4400	50.0300	1.1203		
Desv. Est.	0.34582	0.04385	0.06623	0.03204	0.35235	0.64868	2.67259	0.09192	0.05829	0.07095		

Observaciones: DATOS OBTENIDOS DE LOS ANALIZADORES PROPIEDAD DE ENGIE.

INFORME MENSUAL SOBRE LAS ESPECIFICACIONES DEL GAS NATURAL

(Registros Máximos diarios)

PERMISIONARIO:	TRACTEBEL GNP, S.A. de C.V.	
PUNTO DE MEDICIÓN:	Nuevo Madero	
ZONA DE MEDICIÓN:	RESTO DEL PAÍS	

FECHA: (dd/mm/aa)	Metano (% vol)	Bióxido de Carbono (% vol)	Nitrógeno (% vol)	Total Inertes (% vol)	Etano (% vol)	Temperatura de Rocio (K)	Humedad (mg/m ³)	Poder Calorífico (MJ/m ³)	Índice Wobbe (MJ/m ³)	Acido Sulfhídrico (mg/m ³)	Azufre total* (mg/m ³)	Oxígeno* (% vol)
	84.0 MÍN.	3.0 MÁX.	4.0 MÁX.	4.0 MÁX.	11.0 MÁX.	271.15 MÁX	110.0 MÁX.	43.6 MÁX.	53.2 MÁX.	6.0 MÁX.	150.0 MÁX.	0.2 MÁX.
01/07/2021	94.7015	0.9984	1.0846	1.9574	3.3723	239.8154	20.4200	38.1900	49.9100	1.6867		
02/07/2021	94.7643	0.9726	1.0782	1.9950	3.3855	239.8797	20.4200	38.2000	49.9100	1.9120		
03/07/2021	94.6627	0.9036	1.1149	1.9288	4.5433	243.2100	20.4200	38.7200	50.1900	1.7408		
04/07/2021	94.7739	0.9886	1.0164	1.8703	3.7987	242.8288	20.4200	38.3400	50.0000	1.9660		
05/07/2021	94.7842	0.9955	0.8499	1.8169	3.5145	242.7257	22.6300	38.2900	49.9600	1.9570		
06/07/2021	94.7132	0.9329	0.9466	1.8157	3.7672	241.7146	22.6300	38.3500	50.0100	1.7678		
07/07/2021	94.5276	0.9289	0.9119	1.8030	3.8390	241.5808	24.5400	38.3800	50.0300	1.6597		
08/07/2021	94.6021	0.9889	0.9840	1.8194	3.6657	242.0076	26.5500	38.3000	49.9800	1.7498		
09/07/2021	94.5958	0.9669	1.0073	1.8646	3.7841	241.9056	23.3400	38.5100	50.1000	1.4074		
10/07/2021	94.5036	0.9828	1.0500	1.9114	4.0579	241.5293	21.0200	38.3700	50.0200	1.3173		
11/07/2021	94.7019	1.0790	0.9294	1.9703	3.5342	242.7949	22.9300	38.2300	49.9200	1.3804		
12/07/2021	94.7485	1.0737	0.9353	1.9041	3.4554	242.7570	24.5400	38.2100	49.9300	1.5245		
13/07/2021	94.8013	0.9720	0.9734	1.8695	3.4664	242.8965	26.1500	38.2200	49.9000	1.5876		
14/07/2021	94.7972	0.9150	1.0322	1.9016	3.3959	242.8095	27.1500	38.1900	49.9000	1.6597		
15/07/2021	94.8896	1.0322	0.9519	1.8433	3.3685	242.3701	27.1500	38.1900	49.9000	1.3353		
16/07/2021	95.0490	0.9972	0.8996	1.8463	3.9344	242.7668	28.3600	38.3900	50.0200	1.4614		
17/07/2021	94.8945	0.9836	0.9732	1.8815	3.5242	242.6751	27.4600	38.2400	49.9200	1.3984		
18/07/2021	94.6852	0.9585	0.9764	1.8944	3.4445	241.6259	25.6500	38.1900	49.8900	1.4344		
19/07/2021	94.7936	1.0161	0.9758	1.9261	3.4399	242.0669	27.7600	38.1900	49.9000	1.2452		
20/07/2021	94.8471	1.0007	0.9956	1.8944	4.4399	242.7976	27.7600	38.4800	50.0800	1.4705		
21/07/2021	94.2153	1.0117	0.9744	1.9535	4.5928	242.0558	24.8400	38.5400	50.1200	1.4614		
22/07/2021	94.2060	0.9476	1.1441	1.9842	4.3156	252.0974	24.8400	38.4500	50.0600	1.4975		
23/07/2021	94.1476	0.9517	1.1251	1.9551	4.3007	241.2193	24.1400	38.4900	50.0900	1.6326		
24/07/2021	94.0271	1.0032	1.1158	1.9696	4.2554	241.3911	21.8300	38.4800	50.0300	1.8219		
25/07/2021	94.0149	0.8828	1.0645	1.8903	4.4050	242.3504	20.3200	38.4400	50.0500	1.5245		
26/07/2021	93.9802	0.9244	1.0133	1.8658	4.5679	242.8198	20.3200	38.5000	50.0800	1.5515		
27/07/2021	93.9037	0.9644	0.9613	1.8728	4.5368	242.7374	24.7400	38.4900	50.0800	1.5155		
28/07/2021	94.5499	0.9674	0.9806	1.9019	4.4444	242.8798	25.8500	38.4700	50.0700	1.1911		
29/07/2021	94.7637	0.9080	1.0946	1.9031	3.7270	242.9635	25.9500	38.2700	49.9500	1.5425		
30/07/2021	94.8097	0.9208	1.0568	1.8787	3.7500	242.6657	27.4600	38.2900	49.9500	1.3984		
31/07/2021	94.8865	0.9283	1.1239	1.8960	3.4852	246.0962	27.5600	38.2500	49.9200	1.2272		


*/ Los valores trimestrales se deberán reportar en los meses de enero, abril, julio y octubre de cada año, respecto del trimestre inmediato anterior.

Mínimo	93.9037	0.8828	0.8499	1.8030	3.3685	239.8154	20.3200	38.1900	49.8900	1.1911		
Promedio	94.5917	0.9709	1.0110	1.8963	3.8746	242.6463	24.3597	38.3500	49.9958	1.5492		
Máximo	95.0490	1.0790	1.1441	1.9950	4.5928	252.0974	28.3600	38.7200	50.1900	1.9660		
Desv. Est.	0.31216	0.04649	0.07491	0.05109	0.43538	2.06006	2.71198	0.13774	0.08172	0.20659		

Observaciones: DATOS OBTENIDOS DE LOS ANALIZADORES PROPIEDAD DE ENGIE.

INFORME MENSUAL SOBRE LAS ESPECIFICACIONES DEL GAS NATURAL

(Registros Mínimos diarios)

PERMISIONARIO:	TRACTEBEL GNP, S.A. de C.V.	
PUNTO DE MEDICIÓN:	Nuevo Madero	
ZONA DE MEDICIÓN:	RESTO DEL PAÍS	

FECHA: (dd/mm/aa)	Metano (% vol)	Bióxido de Carbono (% vol)	Nitrógeno (% vol)	Total Inertes (% vol)	Etano (% vol)	Temperatura de Rocio (K)	Humedad (mg/m ³)	Poder Calorífico (MJ/m ³)	Índice Wobbe (MJ/m ³)	Acido Sulfhídrico (mg/m ³)	Azufre total* (mg/m ³)	Oxígeno* (% vol)
	84.0 MÍN.	3.0 MÁX.	4.0 MÁX.	4.0 MÁX.	11.0 MÁX.	271.15 MÁX	110.0 MÁX.	37.3 MÍN.	48.2 MÍN.	6.0 MÁX.	150.0 MÁX.	0.2 MÁX.
01/07/2021	94.5048	0.7409	0.9518	1.7636	3.2684	237.8192	13.7900	38.1100	49.7300	0.7857		
02/07/2021	94.5056	0.7490	0.9613	1.7806	3.1844	238.2998	13.7900	38.0700	49.7000	0.6775		
03/07/2021	93.1064	0.7293	0.9395	1.7758	3.2923	238.4021	13.7900	38.1500	49.8000	0.7136		
04/07/2021	94.1633	0.7781	0.8098	1.7152	3.2685	240.1137	13.7900	38.1800	49.8200	0.7676		
05/07/2021	94.4159	0.8857	0.7857	1.7006	3.2482	240.8451	16.6000	38.1900	49.8700	0.7947		
06/07/2021	94.2106	0.8239	0.7974	1.6839	3.3099	240.7377	16.6000	38.2100	49.8900	0.8217		
07/07/2021	94.1594	0.8405	0.7879	1.6794	3.4700	239.2709	19.0100	38.2400	49.9100	0.8217		
08/07/2021	94.2674	0.8101	0.7258	1.6896	3.4138	238.1694	19.0100	38.2300	49.9000	0.7406		
09/07/2021	94.0572	0.8118	0.7840	1.6654	3.4454	240.2611	18.3100	38.2200	49.8600	0.7496		
10/07/2021	93.8415	0.7815	0.8788	1.7356	3.5251	239.7727	16.2000	38.1900	49.8400	0.7947		
11/07/2021	94.3651	0.8749	0.8719	1.7643	3.2982	240.5294	17.2100	38.1400	49.7200	0.7046		
12/07/2021	94.4951	0.8423	0.8146	1.7165	3.2857	240.5422	19.1100	38.1200	49.7500	0.7857		
13/07/2021	94.5524	0.8283	0.8291	1.7441	3.1165	241.0493	22.0300	38.1100	49.8000	0.7947		
14/07/2021	94.5424	0.8047	0.8858	1.7440	3.2181	240.3804	21.4300	38.1100	49.7900	0.7136		
15/07/2021	94.5975	0.8891	0.7515	1.7062	3.1524	240.3804	19.1100	38.1200	49.7900	0.6775		
16/07/2021	94.0419	0.8636	0.7676	1.7138	2.9002	241.4995	23.0300	38.0500	49.7600	0.7406		
17/07/2021	94.5078	0.8384	0.7154	1.6918	3.1930	240.1731	22.2300	38.1100	49.7800	0.7136		
18/07/2021	94.5057	0.8453	0.8913	1.7725	3.3011	240.3158	21.1200	38.1200	49.7800	0.7406		
19/07/2021	94.4670	0.8458	0.8427	1.7573	3.0875	239.9636	17.5100	38.0500	49.7200	0.6235		
20/07/2021	93.5648	0.7937	0.7792	1.7030	3.2535	241.3580	17.5100	38.1400	49.8000	0.6235		
21/07/2021	93.4869	0.8329	0.7945	1.7195	3.7549	240.0670	21.1200	38.2600	49.8500	0.6505		
22/07/2021	93.5584	0.7444	0.9023	1.7366	3.7583	239.9029	21.4300	38.2400	49.8400	0.7316		
23/07/2021	93.6959	0.7783	0.8484	1.7181	3.7893	239.6565	17.3100	38.2400	49.8700	0.6685		
24/07/2021	93.6290	0.7526	0.9599	1.7761	3.9194	240.3394	17.5100	38.3000	49.8700	0.5964		
25/07/2021	93.6013	0.7728	0.9434	1.7404	4.0089	239.7545	15.5000	38.3300	49.9300	0.6956		
26/07/2021	93.4618	0.7921	0.8890	1.7456	4.0545	240.4758	14.9900	38.3700	49.9500	0.6956		
27/07/2021	93.4668	0.7974	0.8619	1.7417	4.0932	240.3989	20.4200	38.3800	49.9600	0.6685		
28/07/2021	93.5109	0.8145	0.9290	1.7597	3.4087	240.7846	21.6300	38.1800	49.8300	0.7226		
29/07/2021	94.2314	0.7426	0.9142	1.7568	3.2944	240.4854	23.3400	38.1300	49.8200	0.7316		
30/07/2021	94.1941	0.7775	0.9445	1.7773	3.1846	240.3969	22.3300	38.1000	49.7900	0.7857		
31/07/2021	94.3936	0.7573	0.9198	1.7767	3.0678	240.5582	20.4200	38.0700	49.7900	0.6595		

*/ Los valores trimestrales se deberán reportar en los meses de enero, abril, julio y octubre de cada año, respecto del trimestre inmediato anterior.

Mínimo	93.1064	0.7293	0.7154	1.6654	2.9002	237.8192	13.7900	38.0500	49.7000	0.5964		
Promedio	94.0678	0.8045	0.8541	1.7339	3.4054	240.0872	18.6187	38.1761	49.8229	0.7223		
Máximo	94.5975	0.8891	0.9613	1.7806	4.0932	241.4995	23.3400	38.3800	49.9600	0.8217		
Desv. Est.	0.43589	0.04490	0.07314	0.03325	0.31031	0.88392	2.95809	0.08876	0.06773	0.05993		

Observaciones: DATOS OBTENIDOS DE LOS ANALIZADORES PROPIEDAD DE ENGIE.