


INFORME MENSUAL SOBRE LAS ESPECIFICACIONES DEL GAS NATURAL
(Valores promedio diarios)

PERMISIONARIO:	TRACTEBEL GNP, S.A. de C.V.	
PUNTO DE MEDICIÓN:	Nuevo Madero	
ZONA DE MEDICIÓN:	RESTO DEL PAÍS	


FECHA: (dd/mm/aa)	Metano (% vol)	Bióxido de Carbono (% vol)	Nitrógeno (% vol)	Total Inertes (% vol)	Etano (% vol)	Temperatura de Rocio (K)	Humedad (mg/m ³)	Poder Calorífico (MJ/m ³)	Índice Wobbe (MJ/m ³)	Acido Sulfhídrico (mg/m ³)	Azufre total* (mg/m ³)	Oxígeno* (% vol)
	84.0 MÍN.	3.0 MÁX.	4.0 MÁX.	4.0 MÁX.	11.0 MÁX.	271.15 MÁX	110.0 MÁX.	37.3 MÍN.	48.2 MÍN.	6.0 MÁX.	150.0 MÁX.	0.2 MÁX.
9/1/2020	95.0160	0.7861	0.7525	1.5386	3.2599	242.5790	18.3700	38.2300	50.0400	0.6222		
9/2/2020	95.0600	0.8008	0.7216	1.5224	3.2200	242.3538	19.7900	38.2300	50.0400	0.7395		
9/3/2020	95.1017	0.7847	0.7576	1.5423	3.1782	241.7578	21.7300	38.2000	50.0200	0.7372		
9/4/2020	95.2978	0.8119	0.7357	1.5476	2.9688	241.8092	20.1700	38.1500	49.9800	0.6772		
9/5/2020	95.2698	0.7994	0.7159	1.5153	3.0493	241.5311	19.1200	38.1700	50.0100	0.7183		
9/6/2020	95.1026	0.7690	0.7574	1.5264	3.2124	241.4410	18.7500	38.2000	50.0400	0.6864		
9/7/2020	94.9410	0.7779	0.8004	1.5784	3.3113	242.0183	18.0600	38.2200	50.0200	0.6680		
9/8/2020	95.1299	0.7518	0.8302	1.5820	3.1072	243.1295	18.7600	38.1700	50.0100	0.5872		
9/9/2020	95.0131	0.7399	0.8480	1.5879	3.2213	242.9266	18.4000	38.2000	50.0100	0.6170		
9/10/2020	94.9680	0.7659	0.7791	1.5449	3.3089	242.4200	18.9200	38.2300	50.0500	0.6064		
9/11/2020	94.5834	0.7287	0.9935	1.7221	3.4943	242.5615	18.7600	38.2300	49.9800	0.6219		
9/12/2020	94.6076	0.7282	1.0021	1.7303	3.4957	242.6020	21.0500	38.2100	49.9600	0.7433		
9/13/2020	94.6076	0.7282	1.0021	1.7303	3.4957	242.6020	21.6600	38.2100	49.9600	0.7814		
9/14/2020	94.6076	0.7282	1.0021	1.7303	3.4957	242.6020	21.4800	38.2100	49.9600	0.7600		
9/15/2020	94.6076	0.7282	1.0021	1.7303	3.4957	242.6020	18.7300	38.2100	49.9600	0.8157		
9/16/2020	94.8355	0.7719	0.7910	1.5630	3.4388	241.4612	19.8200	38.2600	50.0500	0.8311		
9/17/2020	94.7659	0.7892	0.7850	1.5742	3.4850	240.7874	19.0900	38.2700	50.0400	0.8444		
9/18/2020	94.9686	0.7701	0.8105	1.5805	3.2721	241.8996	19.5000	38.2100	50.0100	0.8524		
9/19/2020	95.3035	0.7405	0.8242	1.5647	2.9389	239.6776	21.0600	38.1300	49.9800	0.8260		
9/20/2020	95.2346	0.7678	0.7939	1.5618	3.0497	238.9475	19.7600	38.1300	49.9800	0.8247		
9/21/2020	95.1736	0.8047	0.7683	1.5730	3.1026	239.9517	19.6300	38.1400	49.9800	0.9872		
9/22/2020	95.1665	0.7749	0.7928	1.5676	3.1146	240.5618	19.7400	38.1600	49.9900	0.8447		
9/23/2020	95.5675	0.7380	0.8130	1.5510	2.7087	240.7047	22.4400	38.0500	49.9500	0.7210		
9/24/2020	95.4289	0.7317	0.8305	1.5621	2.8303	240.8876	19.4200	38.0900	49.9700	0.6779		
9/25/2020	95.4056	0.7797	0.7866	1.5662	2.8381	241.0101	21.6900	38.0900	49.9600	0.7613		
9/26/2020	95.5410	0.7186	0.8442	1.5627	2.7196	239.9444	21.2700	38.0600	49.9500	0.7316		
9/27/2020	95.3239	0.7402	0.8229	1.5630	2.9545	239.5732	19.8200	38.1200	49.9800	0.7879		
9/28/2020	95.2702	0.7567	0.8144	1.5712	2.9906	239.7868	20.1800	38.1200	49.9700	0.7140		
9/29/2020	95.0871	0.7791	0.7744	1.5535	3.1803	240.9119	19.0800	38.1900	50.0100	0.6341		
9/30/2020	95.0922	0.7681	0.8083	1.5765	3.1622	240.3016	19.1700	38.1800	50.0000	0.6821		

*/ Los valores trimestrales se deberán reportar en los meses de enero, abril, julio y octubre de cada año, respecto del trimestre inmediato anterior.

Mínimo	94.5834	0.7186	0.7159	1.5153	2.7087	238.9475	18.0600	38.0500	49.9500	0.5872		
Promedio	95.0693	0.7620	0.8253	1.5873	3.1700	241.3781	19.8473	38.1757	49.9953	0.7367		
Máximo	95.5675	0.8119	1.0021	1.7303	3.4957	243.1295	22.4400	38.2700	50.0500	0.9872		
Desv. Est.	0.28152	0.02690	0.08615	0.06660	0.23637	1.16388	1.18092	0.05697	0.03181	0.09190		

Observaciones: DATOS OBTENIDOS DE LOS ANALIZADORES PROPIEDAD DE ENGIE.

**INFORME MENSUAL SOBRE LAS ESPECIFICACIONES DEL GAS NATURAL
(Registros Máximos diarios)**

PERMISIONARIO:	TRACTEBEL GNP, S.A. de C.V.	
PUNTO DE MEDICIÓN:	Nuevo Madero	
ZONA DE MEDICIÓN:	RESTO DEL PAÍS	


FECHA: (dd/mm/aa)	Metano (% vol)	Bióxido de Carbono (% vol)	Nitrógeno (% vol)	Total Inertes (% vol)	Etano (% vol)	Temperatura de Rocio (K)	Humedad (mg/m ³)	Poder Calorífico (MJ/m ³)	Índice Wobbe (MJ/m ³)	Acido Sulfhídrico (mg/m ³)	Azufre total* (mg/m ³)	Oxígeno* (% vol)
	84.0 MÍN.	3.0 MÁX.	4.0 MÁX.	4.0 MÁX.	11.0 MÁX.	271.15 MÁX	110.0 MÁX.	43.6 MÁX.	53.2 MÁX.	6.0 MÁX.	150.0 MÁX.	0.2 MÁX.
9/1/2020	95.2457	0.8603	0.7932	1.5873	3.4328	243.8115	23.4400	38.3600	50.1300	1.0830		
9/2/2020	95.1762	0.8675	0.7829	1.5635	3.4453	243.8060	323.1300	38.3000	50.0900	1.1281		
9/3/2020	95.2936	0.8441	0.8134	1.6024	3.3116	242.6318	324.3300	38.2500	50.0700	1.4975		
9/4/2020	95.4760	0.8728	0.8154	1.6094	3.2043	242.6360	323.1300	38.2100	50.0200	1.3533		
9/5/2020	95.4882	0.8995	0.7692	1.6152	3.1666	242.7050	19.9200	38.2100	50.0700	1.3263		
9/6/2020	95.2921	0.8142	0.7969	1.5945	3.2683	241.8557	19.4200	38.2300	50.0700	1.2272		
9/7/2020	95.0639	0.8323	0.8281	1.6391	3.4327	242.7734	19.2200	38.2600	50.0500	1.2092		
9/8/2020	95.2044	0.8331	0.8985	1.6520	3.3265	244.9119	19.7200	38.2200	50.0500	0.8938		
9/9/2020	95.3576	0.8362	0.9399	1.6413	3.3791	245.0117	19.4200	38.2500	50.0500	0.9659		
9/10/2020	95.1034	0.8146	0.8724	1.6252	3.4977	243.8202	323.0300	38.3000	50.1000	0.9659		
9/11/2020	94.8314	0.7389	1.0021	1.7303	3.5008	243.3841	323.8300	38.3000	50.1100	1.1731		
9/12/2020	94.6076	0.7282	1.0021	1.7303	3.4957	242.6020	323.3300	38.2100	49.9600	1.2182		
9/13/2020	94.6076	0.7282	1.0021	1.7303	3.4957	242.6020	324.2300	38.2100	49.9600	1.4975		
9/14/2020	94.6076	0.7282	1.0021	1.7303	3.4957	242.6020	324.0300	38.2100	49.9600	1.2542		
9/15/2020	94.6076	0.7282	1.0021	1.7303	3.4957	242.6020	19.7200	38.2100	49.9600	1.3443		
9/16/2020	94.9598	0.8448	1.0021	1.7303	3.5318	242.6020	21.4300	38.3000	50.1000	1.2722		
9/17/2020	94.8666	0.8734	0.8287	1.6371	3.6868	242.1907	24.2400	38.4000	50.1000	1.4344		
9/18/2020	95.2849	0.8371	0.8856	1.6285	3.4750	243.0101	21.3300	38.2600	50.0500	1.4344		
9/19/2020	95.5699	0.7819	0.8723	1.6144	3.3755	241.1711	22.6300	38.3500	50.1300	1.2993		
9/20/2020	95.3468	0.8624	0.8178	1.6589	3.1214	239.7150	21.1200	38.1600	50.0200	1.7948		
9/21/2020	95.3271	0.9049	0.8123	1.6568	3.1999	241.5607	21.0200	38.1800	50.0200	1.7137		
9/22/2020	95.3876	0.8490	0.8383	1.6462	3.1913	241.4318	21.1200	38.1900	50.0300	1.6417		
9/23/2020	95.8043	0.8289	0.8751	1.6047	2.9409	242.0796	24.9400	38.1500	50.0200	1.2452		
9/24/2020	95.5790	0.7907	0.8693	1.6150	3.0007	242.0348	21.9300	38.1400	50.0000	1.1821		
9/25/2020	95.7391	0.9266	0.8318	1.6522	3.0657	242.1399	24.6400	38.1600	50.0000	1.2272		
9/26/2020	95.7279	0.7724	0.9178	1.6172	2.9894	240.5974	23.2400	38.1400	50.0000	1.2092		
9/27/2020	95.4571	0.8091	0.8715	1.6345	3.0053	240.3114	21.7300	38.1400	50.0100	1.2272		
9/28/2020	95.4777	0.8162	0.8522	1.6419	3.1384	241.0836	21.8300	38.2100	50.0500	1.2272		
9/29/2020	95.2226	0.8845	0.8370	1.6500	3.2852	241.9042	39.4200	38.2400	50.0700	1.2182		
9/30/2020	95.2610	0.8646	0.8893	1.6698	3.2880	241.0371	20.5200	38.2100	50.0500	1.0830		

*/ Los valores trimestrales se deberán reportar en los meses de enero, abril, julio y octubre de cada año, respecto del trimestre inmediato anterior.

Mínimo	94.6076	0.7282	0.7692	1.5635	2.9409	239.7150	19.2200	38.1400	49.9600	0.8938		
Promedio	95.2325	0.8258	0.8774	1.6480	3.3081	242.3542	102.7013	38.2320	50.0433	1.2782		
Máximo	95.8043	0.9266	1.0021	1.7303	3.6868	245.0117	324.3300	38.4000	50.1300	1.7948		
Desv. Est.	0.33994	0.05553	0.07434	0.04774	0.19464	1.22324	135.54940	0.06703	0.04957	0.20654		

Observaciones: DATOS OBTENIDOS DE LOS ANALIZADORES PROPIEDAD DE ENGIE.

INFORME MENSUAL SOBRE LAS ESPECIFICACIONES DEL GAS NATURAL
(Registros Mínimos diarios)

PERMISIONARIO:	TRACTEBEL GNP, S.A. de C.V.	
PUNTO DE MEDICIÓN:	Nuevo Madero	
ZONA DE MEDICIÓN:	RESTO DEL PAÍS	

FECHA: (dd/mm/aa)	Metano (% vol)	Bióxido de Carbono (% vol)	Nitrógeno (% vol)	Total Inertes (% vol)	Etano (% vol)	Temperatura de Rocio (K)	Humedad (mg/m ³)	Poder Calorífico (MJ/m ³)	Índice Wobbe (MJ/m ³)	Acido Sulfhídrico (mg/m ³)	Azufre total* (mg/m ³)	Oxígeno* (% vol)
	84.0 MÍN.	3.0 MÁX.	4.0 MÁX.	4.0 MÁX.	11.0 MÁX.	271.15 MÁX	110.0 MÁX.	37.3 MÍN.	48.2 MÍN.	6.0 MÁX.	150.0 MÁX.	0.2 MÁX.
9/1/2020	94.7711	0.7433	0.6723	1.4917	3.0119	240.9684	6.9500	38.1500	49.9900	0.4162		
9/2/2020	94.8264	0.7567	0.6890	1.4761	3.1225	241.1980	6.9500	38.1800	49.9900	0.4973		
9/3/2020	94.9553	0.7291	0.7094	1.4911	3.0072	240.3338	6.9500	38.1500	49.9800	0.5334		
9/4/2020	95.0292	0.7544	0.6831	1.5191	2.8163	240.7773	2.6300	38.1000	49.9300	0.4793		
9/5/2020	95.0868	0.7185	0.6804	1.4370	2.8878	240.4510	18.1100	38.1400	49.9300	0.4613		
9/6/2020	95.0099	0.7317	0.7419	1.4935	3.0452	240.6349	17.9100	38.1600	49.9900	0.4793		
9/7/2020	94.7966	0.7428	0.7724	1.5415	3.2204	240.9427	17.1000	38.1900	49.9600	0.4703		
9/8/2020	94.9244	0.7136	0.7495	1.5178	2.9998	241.4949	17.9100	38.1300	49.9300	0.4072		
9/9/2020	94.8725	0.6990	0.7339	1.5508	2.7993	241.4928	17.2100	38.0800	49.9300	0.4252		
9/10/2020	94.8183	0.7105	0.7208	1.4869	3.1494	241.5346	17.9100	38.1800	49.9800	0.3532		
9/11/2020	94.6076	0.7282	0.7696	1.5041	3.4908	242.6020	17.9100	38.2100	49.9600	0.3892		
9/12/2020	94.6076	0.7282	1.0021	1.7303	3.4957	242.6020	17.9100	38.2100	49.9600	0.4973		
9/13/2020	94.6076	0.7282	1.0021	1.7303	3.4957	242.6020	17.9100	38.2100	49.9600	0.5694		
9/14/2020	94.6076	0.7282	1.0021	1.7303	3.4957	242.6020	17.9100	38.2100	49.9600	0.5424		
9/15/2020	94.6076	0.7282	1.0021	1.7303	3.4957	242.6020	16.3000	38.2100	49.9600	0.6325		
9/16/2020	94.6076	0.7282	0.7365	1.5041	3.3204	240.3557	17.7100	38.2100	49.9600	0.5784		
9/17/2020	94.4311	0.7361	0.7313	1.5307	3.4006	239.1403	17.1000	38.2400	50.0000	0.5153		
9/18/2020	94.7468	0.6851	0.7674	1.5432	2.9387	240.6937	17.5100	38.1300	49.9700	0.5694		
9/19/2020	94.7835	0.7047	0.7812	1.4999	2.7036	238.6194	18.4100	38.0300	49.9100	0.4793		
9/20/2020	95.1110	0.7263	0.7757	1.5137	2.9725	238.1065	17.7100	38.1000	49.8900	0.4613		
9/21/2020	94.9936	0.7271	0.7193	1.5292	2.9955	239.0727	17.7100	38.1100	49.9000	0.5964		
9/22/2020	95.0160	0.6997	0.7305	1.4895	2.8875	239.4742	17.6100	38.1000	49.9300	0.4252		
9/23/2020	95.3343	0.6857	0.7626	1.5131	2.4645	239.4218	18.8100	37.9800	49.9000	0.4343		
9/24/2020	95.2320	0.6925	0.7893	1.5040	2.7087	239.3159	17.7100	38.0500	49.9100	0.3982		
9/25/2020	95.1463	0.7219	0.7256	1.5201	2.4620	239.8257	18.6100	37.9300	49.7800	0.4613		
9/26/2020	95.2494	0.6538	0.7789	1.5204	2.5775	239.3335	17.7100	38.0100	49.9000	0.3532		
9/27/2020	95.2339	0.6856	0.7835	1.5133	2.8459	238.7343	17.6100	38.0800	49.9100	0.3802		
9/28/2020	95.0962	0.7063	0.7828	1.5287	2.8256	238.9738	18.1100	38.0700	49.9200	0.4433		
9/29/2020	94.9146	0.7285	0.7326	1.5053	3.0142	239.4617	9.4700	38.1400	49.9300	0.4072		
9/30/2020	94.9157	0.6991	0.7189	1.5131	3.0160	238.7811	18.0100	38.1200	49.9200	0.4072		

*/ Los valores trimestrales se deberán reportar en los meses de enero, abril, julio y octubre de cada año, respecto del trimestre inmediato anterior.

Mínimo	94.4311	0.6538	0.6723	1.4370	2.4620	238.1065	2.6300	37.9300	49.7800	0.3532		
Promedio	94.8980	0.7174	0.7749	1.5386	3.0222	240.4050	15.9123	38.1270	49.9380	0.4688		
Máximo	95.3343	0.7567	1.0021	1.7303	3.4957	242.6020	18.8100	38.2400	50.0000	0.6325		
Desv. Est.	0.23312	0.02274	0.09628	0.07954	0.30207	1.36478	4.36258	0.07562	0.04350	0.07308		

Observaciones: DATOS OBTENIDOS DE LOS ANALIZADORES PROPIEDAD DE ENGIE.