


**INFORME MENSUAL SOBRE LAS ESPECIFICACIONES DEL GAS NATURAL**  
(Valores promedio diarios)

<b>PERMISIONARIO:</b>	TRACTEBEL GNP, S.A. de C.V.	
<b>PUNTO DE MEDICIÓN:</b>	Nuevo Madero	
<b>ZONA DE MEDICIÓN:</b>	RESTO DEL PAÍS	


FECHA: (dd/mm/aa)	Metano (% vol)	Bióxido de Carbono (% vol)	Nitrógeno (% vol)	Total Inertes (% vol)	Etano (% vol)	Temperatura de Rocio (K)	Humedad (mg/m <sup>3</sup> )	Poder Calorífico (MJ/m <sup>3</sup> )	Índice Wobbe (MJ/m <sup>3</sup> )	Acido Sulfhídrico (mg/m <sup>3</sup> )	Azufre total* (mg/m <sup>3</sup> )	Oxígeno* (% vol)
	84.0 MÍN.	3.0 MÁX.	4.0 MÁX.	4.0 MÁX.	11.0 MÁX.	271.15 MÁX	110.0 MÁX.	37.3 MÍN.	48.2 MÍN.	6.0 MÁX.	150.0 MÁX.	0.2 MÁX.
8/1/2020	95.4841	0.7423	0.7485	1.4909	2.8528	241.9754	21.2200	38.1300	50.0100	0.7299		
8/2/2020	95.0280	0.7615	0.7628	1.5243	3.2739	240.4348	20.0000	38.2300	50.0500	0.7773		
8/3/2020	95.0940	0.7737	0.7624	1.5361	3.2017	240.1919	20.2000	38.2000	50.0300	0.7101		
8/4/2020	95.0928	0.8353	0.7244	1.5597	3.1746	241.6899	20.1400	38.1900	49.9900	0.7777		
8/5/2020	95.2552	0.7953	0.7619	1.5572	3.0191	241.4823	20.5900	38.1400	49.9800	0.7296		
8/6/2020	95.5943	0.7672	0.7951	1.5622	2.6580	242.1465	21.4000	38.0600	49.9300	0.6804		
8/7/2020	95.6492	0.7911	0.7649	1.5560	2.6010	242.6921	21.7900	38.0400	49.9300	0.7079		
8/8/2020	95.5761	0.7830	0.7600	1.5430	2.6778	243.2377	20.9100	38.0800	49.9500	0.7059		
8/9/2020	95.3248	0.7804	0.8101	1.5906	2.8902	242.7444	20.3300	38.1100	49.9500	0.6960		
8/10/2020	95.3096	0.7975	0.7771	1.5747	2.9249	242.9749	20.3400	38.1200	49.9600	0.6887		
8/11/2020	94.7510	0.8132	0.7390	1.5523	3.4034	244.4532	19.6400	38.3500	50.0900	0.7158		
8/12/2020	95.2154	0.7478	0.7554	1.5031	3.0470	244.0454	22.6700	38.2200	50.0600	0.7290		
8/13/2020	95.2499	0.7909	0.6640	1.4549	3.1208	240.3981	22.7600	38.2200	50.0700	0.8248		
8/14/2020	95.0280	0.8239	0.6692	1.4932	3.3170	239.5626	21.4700	38.2500	50.0700	0.8559		
8/15/2020	94.9412	0.8224	0.6979	1.5204	3.3382	239.6485	20.7800	38.2700	50.0600	0.8130		
8/16/2020	94.8624	0.8207	0.7143	1.5350	3.4305	239.5941	19.5300	38.2800	50.0600	0.7918		
8/17/2020	95.0372	0.7343	0.8009	1.5352	3.2359	240.5543	20.1700	38.2300	50.0500	0.6212		
8/18/2020	95.1880	0.7845	0.7417	1.5263	3.0842	240.1360	21.6800	38.1900	50.0200	0.9742		
8/19/2020	95.0682	0.8100	0.7103	1.5203	3.2250	240.1356	21.8300	38.2300	50.0500	1.0218		
8/20/2020	94.9918	0.8032	0.7243	1.5275	3.2690	240.3074	23.6900	38.2500	50.0600	0.6765		
8/21/2020	95.0265	0.7980	0.7592	1.5572	3.2189	240.3087	26.1300	38.2200	50.0200	0.4625		
8/22/2020	95.1626	0.7893	0.7467	1.5360	3.1023	241.2864	21.4300	38.2000	50.0200	0.2651		
8/23/2020	95.0314	0.8006	0.7119	1.5125	3.2771	239.3700	21.9000	38.2400	50.0600	0.2329		
8/24/2020	95.1219	0.7994	0.7581	1.5577	3.1521	241.8010	22.0700	38.1900	50.0000	0.1761		
8/25/2020	95.0920	0.7635	0.7538	1.5173	3.2060	242.1476	22.4600	38.2200	50.0500	0.1329		
8/26/2020	94.7510	0.7973	0.7124	1.5097	3.5513	240.5127	21.8400	38.3300	50.1100	0.1406		
8/27/2020	94.7003	0.8171	0.7060	1.5230	3.6010	240.6997	34.3500	38.3300	50.1000	0.1473		
8/28/2020	94.6909	0.8037	0.7282	1.5319	3.6168	240.7112	37.9900	38.3300	50.1000	0.1378		
8/29/2020	94.9668	0.7634	0.7750	1.5384	3.3029	241.6144	41.4200	38.2500	50.0600	0.1052		
8/30/2020	94.9094	0.7800	0.7787	1.5587	3.3519	241.1165	28.0600	38.2500	50.0400	0.7447		
8/31/2020	95.0112	0.7896	0.7666	1.5562	3.2452	242.5807	23.3500	38.2200	50.0200	0.8266		

\*/ Los valores trimestrales se deberán reportar en los meses de enero, abril, julio y octubre de cada año, respecto del trimestre inmediato anterior.

<b>Mínimo</b>	94.6909	0.7343	0.6640	1.4549	2.6010	239.3700	19.5300	38.0400	49.9300	0.1052		
<b>Promedio</b>	95.1034	0.7897	0.7445	1.5342	3.1732	241.3082	23.2948	38.2119	50.0306	0.6000		
<b>Máximo</b>	95.6492	0.8353	0.8101	1.5906	3.6168	244.4532	41.4200	38.3500	50.1100	1.0218		
<b>Desv. Est.</b>	0.24752	0.02454	0.03513	0.02753	0.25318	1.34033	5.26238	0.07731	0.04953	0.27798		

Observaciones: DATOS OBTENIDOS DE LOS ANALIZADORES PROPIEDAD DE ENGIE.

**INFORME MENSUAL SOBRE LAS ESPECIFICACIONES DEL GAS NATURAL**  
(Registros Máximos diarios)

PERMISIONARIO:	TRACTEBEL GNP, S.A. de C.V.	
PUNTO DE MEDICIÓN:	Nuevo Madero	
ZONA DE MEDICIÓN:	RESTO DEL PAÍS	


FECHA: (dd/mm/aa)	Metano (% vol)	Bióxido de Carbono (% vol)	Nitrógeno (% vol)	Total Inertes (% vol)	Etano (% vol)	Temperatura de Rocio (K)	Humedad (mg/m <sup>3</sup> )	Poder Calorífico (MJ/m <sup>3</sup> )	Índice Wobbe (MJ/m <sup>3</sup> )	Acido Sulfhídrico (mg/m <sup>3</sup> )	Azufre total* (mg/m <sup>3</sup> )	Oxígeno* (% vol)
	84.0 MÍN.	3.0 MÁX.	4.0 MÁX.	4.0 MÁX.	11.0 MÁX.	271.15 MÁX	110.0 MÁX.	43.6 MÁX.	53.2 MÁX.	6.0 MÁX.	150.0 MÁX.	0.2 MÁX.
8/1/2020	95.7093	0.8035	0.8120	1.5572	3.1847	243.3006	44.3400	38.2700	50.1000	1.2812		
8/2/2020	95.4930	0.8737	0.8871	1.6384	3.5942	242.6365	21.1200	38.3600	50.1200	1.5245		
8/3/2020	95.4224	0.8533	0.8639	1.6260	3.4647	242.1294	22.0300	38.3300	50.1300	1.3623		
8/4/2020	95.3499	0.8973	0.7892	1.6424	3.4125	242.9280	21.0200	38.2700	50.0600	1.5065		
8/5/2020	95.4193	0.8770	0.8073	1.6150	3.1780	242.3395	24.2400	38.2000	50.0400	1.1190		
8/6/2020	95.7550	0.8665	0.8952	1.6113	3.0519	243.0665	23.6400	38.1600	50.0000	1.2362		
8/7/2020	95.7914	0.9403	0.8437	1.6499	2.7583	243.5471	28.7600	38.1000	49.9800	1.0830		
8/8/2020	95.7022	0.8446	0.8416	1.5920	3.0737	244.1632	23.1300	38.1800	50.0000	1.6146		
8/9/2020	95.5192	0.8477	0.8443	1.6315	3.0443	243.7443	21.4300	38.1600	49.9900	1.4074		
8/10/2020	95.4370	0.8464	0.8985	1.6762	3.0474	243.9953	39.2100	38.1700	50.0100	1.1731		
8/11/2020	95.3095	0.8696	0.7839	1.6337	5.0009	250.0662	21.2300	39.1200	50.5400	1.1371		
8/12/2020	95.5076	0.9061	0.8674	1.5943	4.1764	252.6996	24.7400	38.8900	50.4200	0.9569		
8/13/2020	95.7216	0.8774	0.8062	1.5309	3.5298	241.5683	25.4500	38.3100	50.1300	1.2632		
8/14/2020	95.4224	0.8865	0.8392	1.5696	3.5481	241.0796	322.8300	38.3300	50.1300	1.8579		
8/15/2020	95.1923	0.8861	0.7986	1.6443	3.4971	240.4370	22.1300	38.3600	50.1100	1.5876		
8/16/2020	95.0178	0.8673	0.7637	1.5951	3.5782	240.7369	22.4300	38.3300	50.1100	1.4885		
8/17/2020	95.2580	0.8104	0.9188	1.6366	3.5178	241.3065	323.2300	38.3100	50.1000	29.6912		
8/18/2020	95.5120	0.8961	0.8770	1.5890	3.3952	241.4590	322.9300	38.6900	50.3300	2.0291		
8/19/2020	95.2147	0.9055	0.8030	1.5807	3.4075	241.6077	323.1300	38.4700	50.1900	2.0832		
8/20/2020	95.0973	0.8565	0.7951	1.5906	3.5466	241.5720	323.3300	38.3600	50.1300	1.2362		
8/21/2020	95.1654	0.8711	0.8110	1.6224	3.4142	240.9794	323.1300	38.2900	50.0800	0.8037		
8/22/2020	95.4204	0.9257	0.8313	1.6145	3.6809	242.0210	322.9300	38.3700	50.1100	0.4703		
8/23/2020	95.4707	0.9111	0.8364	1.5922	3.4194	241.6042	23.3400	38.3100	50.1200	0.4973		
8/24/2020	95.3084	0.9474	0.8257	1.6578	3.2880	244.4632	23.3400	38.2300	50.0700	0.3171		
8/25/2020	95.3682	0.8404	0.8410	1.5841	3.5899	243.5532	323.1300	38.3200	50.0900	0.2540		
8/26/2020	95.0438	0.8577	0.7847	1.5810	3.7626	241.8979	22.9300	38.3800	50.1500	0.3622		
8/27/2020	94.8471	0.8597	0.7401	1.5701	3.8521	242.6551	323.1300	38.4100	50.1600	0.3261		
8/28/2020	94.8159	0.8524	0.7786	1.5751	3.8549	242.6092	323.1300	38.3900	50.1400	0.3081		
8/29/2020	95.2852	0.7970	0.8445	1.6310	3.6238	243.0798	323.1300	38.3400	50.1100	0.2270		
8/30/2020	95.0115	0.8540	0.8441	1.6144	3.5149	242.7069	323.4300	38.3100	50.0900	1.4074		
8/31/2020	95.2961	0.8699	0.8425	1.6202	3.3807	243.9076	324.3300	38.2900	50.0800	1.2993		

\*/ Los valores trimestrales se deberán reportar en los meses de enero, abril, julio y octubre de cada año, respecto del trimestre inmediato anterior.

Mínimo	94.8159	0.7970	0.7401	1.5309	2.7583	240.4370	21.0200	38.1000	49.9800	0.2270		
Promedio	95.3511	0.8709	0.8295	1.6086	3.4964	243.0278	150.2032	38.3552	50.1232	2.0294		
Máximo	95.7914	0.9474	0.9188	1.6762	5.0009	252.6996	324.3300	39.1200	50.5400	29.6912		
Desv. Est.	0.25231	0.03537	0.04158	0.03254	0.39814	2.49733	149.53856	0.20672	0.11754	5.16144		

Observaciones: DATOS OBTENIDOS DE LOS ANALIZADORES PROPIEDAD DE ENGIE.

**INFORME MENSUAL SOBRE LAS ESPECIFICACIONES DEL GAS NATURAL  
(Registros Mínimos diarios)**

<b>PERMISIONARIO:</b>	TRACTEBEL GNP, S.A. de C.V.	
<b>PUNTO DE MEDICIÓN:</b>	Nuevo Madero	
<b>ZONA DE MEDICIÓN:</b>	RESTO DEL PAÍS	

FECHA: (dd/mm/aa)	Metano (% vol)	Bióxido de Carbono (% vol)	Nitrógeno (% vol)	Total Inertes (% vol)	Etano (% vol)	Temperatura de Rocio (K)	Humedad (mg/m <sup>3</sup> )	Poder Calorífico (MJ/m <sup>3</sup> )	Índice Wobbe (MJ/m <sup>3</sup> )	Acido Sulfhídrico (mg/m <sup>3</sup> )	Azufre total* (mg/m <sup>3</sup> )	Oxígeno* (% vol)
	84.0 MÍN.	3.0 MÁX.	4.0 MÁX.	4.0 MÁX.	11.0 MÁX.	271.15 MÁX	110.0 MÁX.	37.3 MÍN.	48.2 MÍN.	6.0 MÁX.	150.0 MÁX.	0.2 MÁX.
8/1/2020	95.1140	0.6955	0.6753	1.4280	2.6080	240.5620	13.4900	38.0500	49.9400	0.4523		
8/2/2020	94.6552	0.6729	0.6786	1.4695	2.8434	238.5197	18.1100	38.1300	49.9600	0.5153		
8/3/2020	94.8666	0.6917	0.7031	1.4750	2.8223	238.9527	18.2100	38.0900	49.9600	0.4433		
8/4/2020	94.8807	0.7749	0.6703	1.5166	2.9049	240.0698	18.8100	38.1000	49.8900	0.5153		
8/5/2020	95.0768	0.7451	0.7357	1.5064	2.8871	240.7012	19.3200	38.1000	49.9200	0.4162		
8/6/2020	95.2138	0.6774	0.7219	1.5262	2.4553	240.9104	17.8100	37.9700	49.8400	0.4703		
8/7/2020	95.5284	0.7043	0.7084	1.5132	2.4401	242.0474	19.5200	37.9500	49.7900	0.5063		
8/8/2020	95.1987	0.7077	0.6968	1.5179	2.5663	242.2677	19.1100	38.0400	49.9100	0.4793		
8/9/2020	95.1770	0.7524	0.7645	1.5283	2.7170	241.8020	19.0100	38.0800	49.9100	0.4973		
8/10/2020	95.1682	0.7614	0.7350	1.5257	2.8259	242.2064	18.1100	38.0800	49.8900	0.5063		
8/11/2020	92.7319	0.7640	0.6993	1.5048	2.9574	242.9290	16.8000	38.1500	49.9500	0.4523		
8/12/2020	93.6005	0.6738	0.6858	1.4536	2.7475	240.1439	19.6200	38.1200	49.9900	0.5334		
8/13/2020	94.8356	0.6670	0.6003	1.4116	2.6713	238.6799	20.4200	38.0900	50.0000	0.6415		
8/14/2020	94.7926	0.7273	0.6166	1.4288	2.8251	238.2060	20.4200	38.1100	49.9700	0.5063		
8/15/2020	94.7740	0.7672	0.6173	1.4677	3.1266	238.6635	19.1100	38.1700	49.9400	0.5334		
8/16/2020	94.6298	0.7795	0.6974	1.5063	3.2987	238.5839	17.1000	38.2300	50.0200	0.4343		
8/17/2020	94.7964	0.6540	0.7024	1.4838	2.9806	239.4410	17.4100	38.1400	49.9600	0.0198		
8/18/2020	94.4106	0.6760	0.6368	1.4436	2.7472	238.6966	17.4100	38.0600	49.9300	0.5694		
8/19/2020	94.6293	0.7442	0.6156	1.4738	3.0751	239.0457	17.4100	38.1800	49.9900	0.5604		
8/20/2020	94.7267	0.7455	0.6701	1.4783	3.0941	239.6857	17.4100	38.2000	49.9900	0.4072		
8/21/2020	94.8440	0.7419	0.6983	1.5225	3.0719	239.3002	17.4100	38.1600	49.9600	0.2180		
8/22/2020	94.6622	0.7469	0.5548	1.4640	2.8887	240.0585	17.4100	38.1400	49.9700	0.0738		
8/23/2020	94.8843	0.7048	0.6298	1.4550	2.7928	237.6924	18.8100	38.1100	49.9900	0.0828		
8/24/2020	94.9552	0.7274	0.6827	1.4640	2.9122	239.9290	20.7200	38.1400	49.9200	0.0558		
8/25/2020	94.6661	0.7054	0.6832	1.4588	2.9503	240.5751	18.5100	38.1400	49.9900	0.0198		
8/26/2020	94.5319	0.7618	0.6587	1.4581	3.2783	239.5483	20.2200	38.2400	50.0200	0.0198		
8/27/2020	94.4575	0.7673	0.6700	1.4914	3.4491	239.1709	20.2200	38.2700	50.0400	0.0198		
8/28/2020	94.4308	0.7561	0.6949	1.5033	3.4758	239.9771	20.2200	38.2800	50.0500	0.0198		
8/29/2020	94.6116	0.7312	0.7304	1.4980	3.0090	240.0747	20.2200	38.1500	49.9900	0.0198		
8/30/2020	94.7143	0.7406	0.7407	1.5206	3.2546	239.9939	20.2200	38.2000	49.9900	0.0198		
8/31/2020	94.8633	0.7263	0.6708	1.5088	2.9086	239.4105	20.2200	38.1100	49.9400	0.6505		

\*/ Los valores trimestrales se deberán reportar en los meses de enero, abril, julio y octubre de cada año, respecto del trimestre inmediato anterior.

<b>Mínimo</b>	92.7319	0.6540	0.5548	1.4116	2.4401	237.6924	13.4900	37.9500	49.7900	0.0198		
<b>Promedio</b>	94.7235	0.7255	0.6789	1.4840	2.9221	239.9305	18.6706	38.1284	49.9552	0.3439		
<b>Máximo</b>	95.5284	0.7795	0.7645	1.5283	3.4758	242.9290	20.7200	38.2800	50.0500	0.6505		
<b>Desv. Est.</b>	0.50131	0.03610	0.04618	0.03249	0.25754	1.29101	1.54117	0.07502	0.05555	0.22905		

Observaciones: DATOS OBTENIDOS DE LOS ANALIZADORES PROPIEDAD DE ENGIE.