


INFORME MENSUAL SOBRE LAS ESPECIFICACIONES DEL GAS NATURAL
(Valores promedio diarios)

PERMISIONARIO:	TRACTEBEL DIGAQRO, S.A. de C.V.	
PUNTO DE MEDICIÓN:	La Lira	
ZONA DE MEDICIÓN:	SUR	


FECHA: (dd/mm/aa)	Metano (% vol)	Bióxido de Carbono (% vol)	Nitrógeno (% vol)	Total Inertes (% vol)	Etano (% vol)	Temperatura de Rocio (K)	Humedad (mg/m ³)	Poder Calorífico (MJ/m ³)	Índice Wobbe (MJ/m ³)	Acido Sulfhídrico (mg/m ³)	Azufre total* (mg/m ³)	Oxígeno* (% vol)
	83.0 MÍN.	3.0 MÁX.	6.0 MÁX.	6.0 MÁX.	11.0 MÁX.	271.15 MÁX	110.0 MÁX.	36.8 MÍN.	47.3 MÍN.	6.0 MÁX.	150.0 MÁX.	0.2 MÁX.
6/1/2020	95.7991	0.7076	0.6993	1.4068	2.6451	254.8633	21.3600	38.0700	50.0300	0.6426		
6/2/2020	95.8272	0.7073	0.6826	1.3899	2.6176	256.3849	21.5600	38.0900	50.0500	0.6234		
6/3/2020	95.8854	0.7681	0.6642	1.4323	2.5047	257.4130	23.2200	38.0500	49.9900	0.7057		
6/4/2020	96.0862	0.7890	0.6497	1.4388	2.3199	256.2386	23.6600	37.9700	49.9400	0.7977		
6/5/2020	96.0829	0.8179	0.5928	1.4106	2.3656	255.0250	22.6000	37.9900	49.9500	0.6984		
6/6/2020	96.0318	0.8457	0.5732	1.4189	2.3999	256.2665	23.5800	38.0000	49.9500	0.7614		
6/7/2020	96.1828	0.8628	0.5907	1.4536	2.2170	255.7541	25.0000	37.9400	49.8900	0.7739		
6/8/2020	96.2457	0.8297	0.5772	1.4069	2.2154	254.7561	27.5900	37.9400	49.9200	0.6993		
6/9/2020	96.1239	0.7847	0.6419	1.4267	2.3059	255.2263	28.4900	37.9600	49.9500	0.5737		
6/10/2020	96.1500	0.7886	0.6439	1.4324	2.2716	255.1938	30.0300	37.9500	49.9300	0.5459		
6/11/2020	96.0568	0.7707	0.6438	1.4145	2.3757	254.2128	29.2600	38.0000	49.9700	0.5276		
6/12/2020	96.1975	0.7852	0.6228	1.4081	2.2624	254.8552	30.6800	37.9500	49.9400	0.4969		
6/13/2020	96.5801	0.7645	0.6402	1.4047	1.9018	254.8845	28.6100	37.8400	49.8800	0.4476		
6/14/2020	96.5621	0.8776	0.5657	1.4434	1.8779	254.7525	28.0800	37.8200	49.8300	0.5369		
6/15/2020	96.6246	0.9239	0.5534	1.4774	1.7762	255.5714	30.2100	37.7900	49.7800	0.5600		
6/16/2020	96.6261	0.8409	0.5730	1.4139	1.8351	254.6554	28.3800	37.8200	49.8500	0.6132		
6/17/2020	96.5225	0.8159	0.5560	1.3719	1.9733	256.8111	27.8800	37.9000	49.9200	0.5679		
6/18/2020	96.5072	0.7834	0.6367	1.4201	1.9465	255.8560	27.2800	37.8500	49.8800	0.4916		
6/19/2020	96.6248	0.7668	0.6506	1.4174	1.8493	254.9093	26.3400	37.8200	49.8600	0.4816		
6/20/2020	96.8681	0.7720	0.6295	1.4014	1.6288	254.0683	26.1900	37.7600	49.8300	0.3155		
6/21/2020	96.9983	0.8027	0.5089	1.3116	1.5920	254.7628	26.5000	37.7900	49.8800	0.0201		
6/22/2020	96.9065	0.8087	0.5278	1.3364	1.6470	254.7890	28.8800	37.7900	49.8800	0.0197		
6/23/2020	96.8060	0.7724	0.6302	1.4025	1.6882	254.9543	27.8700	37.7700	49.8400	0.0826		
6/24/2020	96.7253	0.7646	0.6574	1.4221	1.7393	255.1672	27.4600	37.7900	49.8400	0.0186		
6/25/2020	96.5983	0.7305	0.6655	1.3959	1.8881	254.9315	27.0100	37.8500	49.9000	0.0178		
6/26/2020	96.7571	0.7285	0.6286	1.3571	1.7738	255.0370	25.9400	37.8200	49.9000	0.0174		
6/27/2020	96.8451	0.7886	0.5550	1.3436	1.7044	251.4510	25.2100	37.8000	49.8800	0.0199		
6/28/2020	96.7245	0.7882	0.5470	1.3353	1.7988	255.6750	24.3800	37.8600	49.9200	0.0195		
6/29/2020	96.7500	0.7138	0.6155	1.3293	1.7950	255.4512	25.8500	37.8500	49.9300	0.0200		
6/30/2020	96.6376	0.6934	0.6676	1.3610	1.8873	255.4070	24.6900	37.8600	49.9300	0.0200		

*/ Los valores trimestrales se deberán reportar en los meses de enero, abril, julio y octubre de cada año, respecto del trimestre inmediato anterior.

Mínimo	95.7991	0.6934	0.5089	1.3116	1.5920	251.4510	21.3600	37.7600	49.7800	0.0174		
Promedio	96.4445	0.7865	0.6130	1.3995	2.0268	255.1775	26.4597	37.8897	49.9080	0.4039		
Máximo	96.9983	0.9239	0.6993	1.4774	2.6451	257.4130	30.6800	38.0900	50.0500	0.7977		
Desv. Est.	0.35178	0.05228	0.04933	0.03974	0.31437	1.02178	2.51930	0.09539	0.05950	0.28972		

Observaciones: DATOS OBTENIDOS DE LOS ANALIZADORES PROPIEDAD DE ENGIE.

INFORME MENSUAL SOBRE LAS ESPECIFICACIONES DEL GAS NATURAL
(Registros Máximos diarios)

PERMISIONARIO:	TRACTEBEL DIGAQRO, S.A. de C.V.	
PUNTO DE MEDICIÓN:	La Lira	
ZONA DE MEDICIÓN:	SUR	


FECHA: (dd/mm/aa)	Metano (% vol)	Bióxido de Carbono (% vol)	Nitrógeno (% vol)	Total Inertes (% vol)	Etano (% vol)	Temperatura de Rocio (K)	Humedad (mg/m ³)	Poder Calorífico (MJ/m ³)	Índice Wobbe (MJ/m ³)	Acido Sulfhídrico (mg/m ³)	Azufre total* (mg/m ³)	Oxígeno* (% vol)
	83.0 MÍN.	3.0 MÁX.	6.0 MÁX.	6.0 MÁX.	11.0 MÁX.	271.15 MÁX	110.0 MÁX.	43.6 MÁX.	53.2 MÁX.	6.0 MÁX.	150.0 MÁX.	0.2 MÁX.
6/1/2020	95.9258	0.7535	0.7414	1.4377	2.8187	257.6688	22.7300	38.1400	50.0800	0.8127		
6/2/2020	96.0347	0.7604	0.7977	1.4501	3.0717	259.2291	23.0300	38.2700	50.2000	0.7676		
6/3/2020	96.1087	0.8616	0.7121	1.5215	2.7850	260.6137	24.7400	38.1700	50.1100	0.9208		
6/4/2020	96.2390	0.8794	0.7013	1.5634	2.4661	259.0356	25.3500	38.0200	50.0200	1.0470		
6/5/2020	96.2063	0.9068	0.6447	1.4990	2.4780	258.5408	24.2400	38.0400	50.0100	0.8848		
6/6/2020	96.2036	0.9119	0.6439	1.4587	2.4733	258.8087	25.0400	38.0400	49.9800	1.0289		
6/7/2020	96.3798	0.9269	0.6578	1.5187	2.4287	258.6188	26.8500	38.0200	50.0100	0.9478		
6/8/2020	96.4180	0.9088	0.6630	1.4728	2.3086	257.9671	28.6600	37.9800	49.9800	0.9118		
6/9/2020	96.2467	0.7987	0.6754	1.4579	2.4299	258.5925	30.1700	38.0400	50.0000	0.9388		
6/10/2020	96.2426	0.8111	0.6681	1.4627	2.3360	258.5932	31.3800	37.9900	49.9600	0.6415		
6/11/2020	96.2729	0.8128	0.7167	1.5030	2.7469	259.4721	30.9700	38.2100	50.1100	0.6415		
6/12/2020	96.5900	0.8556	0.6821	1.4932	2.7123	259.1544	33.2900	38.1300	50.0900	0.6685		
6/13/2020	96.8210	0.8467	0.7302	1.4657	2.2284	258.3162	31.1700	37.9400	49.9500	0.6415		
6/14/2020	96.7117	1.0228	0.6354	1.5591	2.2510	258.3548	29.3700	37.9300	49.9100	0.7316		
6/15/2020	96.9364	1.0562	0.5942	1.6064	2.0955	259.6997	31.4800	37.9100	49.9200	0.7316		
6/16/2020	96.7581	0.8936	0.6155	1.4628	1.9494	257.8940	30.3700	37.9000	49.9300	29.6912		
6/17/2020	96.7262	0.8595	0.6347	1.4084	2.2843	259.1829	28.9600	38.0000	49.9800	0.6956		
6/18/2020	96.6219	0.8411	0.7202	1.4755	2.0730	260.2878	28.2600	37.9100	49.9200	0.6325		
6/19/2020	96.7386	0.8097	0.7223	1.4494	1.9693	258.9737	27.5600	37.8600	49.9100	0.6685		
6/20/2020	97.0905	0.8223	0.7066	1.4804	1.7705	257.8760	27.5600	37.8400	49.9700	29.6912		
6/21/2020	97.1125	0.8655	0.6047	1.3995	1.6526	258.4523	29.0600	37.8200	49.9300	0.0378		
6/22/2020	97.0534	0.9034	0.6610	1.4088	1.7995	258.6707	30.0700	37.8700	49.9700	0.0468		
6/23/2020	96.9185	0.8275	0.6936	1.4422	1.8868	257.9538	28.8600	37.8500	49.9100	29.6912		
6/24/2020	96.8319	0.8390	0.7548	1.4527	1.9096	258.1923	28.7600	37.8500	49.9000	0.0288		
6/25/2020	96.7911	0.7917	0.7442	1.4486	2.1683	257.7203	28.9600	37.9400	49.9700	0.0288		
6/26/2020	96.8839	0.7963	0.6924	1.4419	1.9783	257.7536	26.9500	37.8600	49.9800	0.0288		
6/27/2020	96.9306	0.8189	0.6150	1.3938	1.8494	257.7925	26.7500	37.8800	49.9600	0.0378		
6/28/2020	96.9503	0.9014	0.5946	1.4472	2.0283	259.1173	26.0500	37.9600	50.0200	0.0288		
6/29/2020	96.8631	0.7752	0.6959	1.4219	2.1231	258.5049	26.9500	37.9300	50.0000	0.0378		
6/30/2020	96.7425	0.7177	0.7156	1.3941	1.9520	257.9854	25.3500	37.8800	49.9600	0.0378		

*/ Los valores trimestrales se deberán reportar en los meses de enero, abril, julio y octubre de cada año, respecto del trimestre inmediato anterior.

Mínimo	95.9258	0.7177	0.5942	1.3938	1.6526	257.6688	22.7300	37.8200	49.9000	0.0288		
Promedio	96.6117	0.8525	0.6812	1.4666	2.2342	258.6341	27.9647	37.9727	49.9880	3.4567		
Máximo	97.1125	1.0562	0.7977	1.6064	3.0717	260.6137	33.2900	38.2700	50.2000	29.6912		
Desv. Est.	0.34406	0.07280	0.05093	0.05053	0.35332	0.74502	2.63237	0.11727	0.07044	8.90174		

Observaciones: DATOS OBTENIDOS DE LOS ANALIZADORES PROPIEDAD DE ENGIE.

INFORME MENSUAL SOBRE LAS ESPECIFICACIONES DEL GAS NATURAL
(Registros Mínimos diarios)

PERMISIONARIO:	TRACTEBEL DIGAQRO, S.A. de C.V.	
PUNTO DE MEDICIÓN:	La Lira	
ZONA DE MEDICIÓN:	SUR	

FECHA: (dd/mm/aa)	Metano (% vol)	Bióxido de Carbono (% vol)	Nitrógeno (% vol)	Total Inertes (% vol)	Etano (% vol)	Temperatura de Rocio (K)	Humedad (mg/m ³)	Poder Calorífico (MJ/m ³)	Índice Wobbe (MJ/m ³)	Acido Sulfhídrico (mg/m ³)	Azufre total* (mg/m ³)	Oxígeno* (% vol)
	83.0 MÍN.	3.0 MÁX.	6.0 MÁX.	6.0 MÁX.	11.0 MÁX.	271.15 MÁX	110.0 MÁX.	36.8 MÍN.	47.3 MÍN.	6.0 MÁX.	150.0 MÁX.	0.2 MÁX.
6/1/2020	95.6098	0.6652	0.6600	1.3683	2.4998	247.7882	20.4200	38.0200	49.9800	0.4973		
6/2/2020	95.3554	0.6423	0.6226	1.2896	2.4280	251.9809	20.1200	38.0100	49.9700	0.4793		
6/3/2020	95.6407	0.7008	0.6068	1.3574	2.2881	253.7129	21.3300	37.9600	49.8900	0.4973		
6/4/2020	95.8292	0.7361	0.5911	1.3486	2.2002	252.3007	21.6300	37.9200	49.8400	0.5604		
6/5/2020	95.9259	0.7340	0.5374	1.3421	2.2421	248.9084	21.3300	37.9400	49.8700	0.4973		
6/6/2020	95.9379	0.7752	0.5149	1.3771	2.2498	252.2435	22.4300	37.9500	49.9000	0.5424		
6/7/2020	95.9346	0.7523	0.5408	1.3477	2.0383	250.4030	23.3400	37.8900	49.8300	0.6055		
6/8/2020	96.0991	0.7848	0.5060	1.3320	2.0383	248.2812	26.0500	37.8900	49.8600	0.4523		
6/9/2020	95.9961	0.7649	0.6009	1.3856	2.1986	249.5338	27.1500	37.9200	49.9100	0.4252		
6/10/2020	96.0848	0.7647	0.6063	1.3932	2.1800	251.0847	28.6600	37.9200	49.9000	0.3982		
6/11/2020	95.6129	0.7179	0.5876	1.3294	2.0923	248.9237	27.3600	37.8700	49.8400	0.4072		
6/12/2020	95.7888	0.7121	0.5861	1.3264	1.8883	251.6445	28.7600	37.8300	49.8500	0.3442		
6/13/2020	96.2123	0.7080	0.5572	1.3310	1.7238	251.0306	27.0500	37.7800	49.8200	0.3442		
6/14/2020	96.1981	0.7942	0.5146	1.3720	1.6562	250.0294	26.9500	37.7300	49.6900	0.3802		
6/15/2020	96.3607	0.8111	0.5277	1.3715	1.4469	252.9385	28.8600	37.6700	49.6400	0.4162		
6/16/2020	96.5141	0.7715	0.5332	1.3661	1.7361	252.4131	26.7500	37.7800	49.8000	0.4343		
6/17/2020	96.1905	0.7572	0.4973	1.3343	1.8058	254.6848	27.0500	37.8200	49.8600	0.4523		
6/18/2020	96.3595	0.7172	0.5519	1.3792	1.8585	252.7913	26.0500	37.8000	49.8100	0.3442		
6/19/2020	96.4792	0.7097	0.6045	1.3771	1.7503	251.7834	25.5500	37.8000	49.8300	0.3351		
6/20/2020	96.7047	0.7187	0.4746	1.2264	1.5256	249.3063	25.1400	37.7000	49.7600	0.0108		
6/21/2020	96.9042	0.7357	0.4391	1.2538	1.5254	251.2912	25.1400	37.7400	49.8200	0.0108		
6/22/2020	96.7406	0.7273	0.4497	1.2807	1.5049	250.5190	28.1600	37.7400	49.8100	0.0108		
6/23/2020	96.6015	0.7065	0.5744	1.3537	1.5664	250.0147	26.8500	37.7200	49.8000	0.0108		
6/24/2020	96.5498	0.6740	0.5730	1.3995	1.6485	249.5548	26.3500	37.7600	49.8000	0.0108		
6/25/2020	96.2940	0.6870	0.6055	1.3469	1.7179	248.4171	25.3500	37.7700	49.8200	0.0108		
6/26/2020	96.4873	0.6253	0.5404	1.2744	1.6788	251.5478	25.0400	37.7800	49.8400	0.0108		
6/27/2020	96.7550	0.7582	0.5025	1.2777	1.6304	195.3059	23.2400	37.7500	49.8300	0.0108		
6/28/2020	96.5151	0.7131	0.4994	1.2637	1.6011	247.4391	22.5300	37.7700	49.8100	0.0108		
6/29/2020	96.3380	0.6515	0.5597	1.2604	1.6767	249.6845	25.0400	37.7900	49.8700	0.0108		
6/30/2020	96.5462	0.6602	0.6327	1.3207	1.8091	251.7234	23.8400	37.8300	49.9100	0.0108		

*/ Los valores trimestrales se deberán reportar en los meses de enero, abril, julio y octubre de cada año, respecto del trimestre inmediato anterior.

Mínimo	95.3554	0.6253	0.4391	1.2264	1.4469	195.3059	20.1200	37.6700	49.6400	0.0108		
Promedio	96.2189	0.7226	0.5533	1.3329	1.8735	248.9093	25.1173	37.8283	49.8387	0.2844		
Máximo	96.9042	0.8111	0.6600	1.3995	2.4998	254.6848	28.8600	38.0200	49.9800	0.6055		
Desv. Est.	0.39333	0.04645	0.05439	0.04660	0.29998	10.27860	2.54866	0.09381	0.06862	0.22048		

Observaciones: DATOS OBTENIDOS DE LOS ANALIZADORES PROPIEDAD DE ENGIE.