


INFORME MENSUAL SOBRE LAS ESPECIFICACIONES DEL GAS NATURAL (Valores promedio diarios)											
PERMISIONARIO:	TRACTEBEL GNP, S.A. de C.V.										
PUNTO DE MEDICIÓN:	Nuevo Madero										
ZONA DE MEDICIÓN:	RESTO DEL PAÍS										


FECHA: (dd/mm/aa)	Metano (% vol)	Bióxido de Carbono (% vol)	Nitrógeno (% vol)	Total Inertes (% vol)	Etano (% vol)	Temperatura de Rocio (K)	Humedad (mg/m ³)	Poder Calorífico (MJ/m ³)	Índice Wobbe (MJ/m ³)	Acido Sulfhídrico (mg/m ³)	Azufre total* (mg/m ³)	Oxígeno* (% vol)
	84.0 MÍN.	3.0 MÁX.	4.0 MÁX.	4.0 MÁX.	11.0 MÁX.	271.15 MÁX	110.0 MÁX.	37.3 MÍN.	48.2 MÍN.	6.0 MÁX.	150.0 MÁX.	0.2 MÁX.
01/04/2020	94.1871	0.9250	0.6036	1.5286	4.0875	241.6799	18.4800	38.4900	50.1700	0.7507	<10.8	0.00
02/04/2020	94.3846	0.9078	0.6295	1.5373	3.8680	242.6395	18.6800	38.4300	50.1300	0.7110		
03/04/2020	94.3609	0.9107	0.6380	1.5488	3.8855	242.2331	18.2600	38.4300	50.1200	0.7362		
04/04/2020	94.3785	0.9291	0.6146	1.5437	3.8542	244.4277	17.9100	38.4400	50.1200	0.7591		
05/04/2020	94.4232	0.8728	0.6621	1.5349	3.8258	243.1075	17.5000	38.4200	50.1400	0.8207		
06/04/2020	94.4726	0.8715	0.6350	1.5065	3.8204	242.8463	18.0100	38.4300	50.1500	0.8916		
07/04/2020	94.3381	0.9229	0.5902	1.5131	3.8970	244.4158	17.6000	38.4800	50.1600	1.0240		
08/04/2020	94.3510	0.9028	0.6488	1.5516	3.8407	243.9858	17.4000	38.4500	50.1300	1.1318		
09/04/2020	94.3289	0.9160	0.6381	1.5542	3.8687	243.7925	17.3800	38.4500	50.1300	1.0288		
10/04/2020	94.3396	0.9206	0.6663	1.5870	3.8053	243.9701	17.6000	38.4300	50.1100	1.0614		
11/04/2020	94.1939	1.0111	0.5960	1.6070	3.9499	243.3065	17.4200	38.4600	50.0800	1.0619		
12/04/2020	94.1368	1.0006	0.5723	1.5729	4.0473	243.4603	17.8500	38.5000	50.1200	0.9316		
13/04/2020	94.0845	1.0212	0.5501	1.5713	4.0803	243.5882	17.2300	38.5200	50.1400	0.6429		
14/04/2020	94.3943	0.9327	0.6248	1.5576	3.7923	244.7645	17.9400	38.4400	50.1100	0.6272		
15/04/2020	94.5172	0.8643	0.7081	1.5724	3.6861	243.6999	17.6100	38.3800	50.1000	0.6330		
16/04/2020	94.3776	0.8729	0.6393	1.5121	3.8891	244.6072	17.4100	38.4600	50.1700	0.8949		
17/04/2020	94.2380	0.9111	0.6050	1.5160	4.0262	242.7653	17.2400	38.4900	50.1700	0.9869		
18/04/2020	94.3720	0.8665	0.7136	1.5802	3.7936	245.5916	17.8000	38.4300	50.1200	1.0899		
19/04/2020	94.3027	0.9389	0.6567	1.5956	3.8360	246.9585	17.2100	38.4500	50.1100	1.0934		
20/04/2020	94.3628	0.9340	0.6392	1.5732	3.8137	245.2710	17.5600	38.4400	50.1100	1.0597		
21/04/2020	94.2656	0.9855	0.5682	1.5538	3.9330	244.1794	17.8900	38.4700	50.1300	0.9834		
22/04/2020	94.4389	0.9406	0.6503	1.5909	3.7266	244.3586	18.2300	38.4000	50.0800	0.7794		
23/04/2020	94.4247	0.9180	0.6806	1.5986	3.7200	243.9697	18.6900	38.4000	50.0800	1.0705		
24/04/2020	94.3533	0.9331	0.6130	1.5461	3.8370	244.0942	18.6600	38.4500	50.1400	1.0383		
25/04/2020	94.3470	0.9653	0.6272	1.5925	3.8237	242.9329	17.6200	38.4200	50.0800	0.9827		
26/04/2020	94.1665	0.9034	0.6541	1.5575	4.0455	242.3607	16.8900	38.4900	50.1500	1.0128		
27/04/2020	94.4339	0.9536	0.5602	1.5138	3.8259	242.8750	17.0900	38.4400	50.1300	1.0253		
28/04/2020	94.7759	1.0096	0.4357	1.4453	3.5640	242.7975	17.7200	38.3800	50.1200	1.0386		
29/04/2020	94.7884	1.0424	0.4157	1.4582	3.4868	245.7450	18.1900	38.4000	50.1100	1.0854		
30/04/2020	94.5975	0.9712	0.4645	1.4357	3.7255	245.1385	17.4500	38.4700	50.1700	1.0355		

*/ Los valores trimestrales se deberán reportar en los meses de enero, abril, julio y octubre de cada año, respecto del trimestre inmediato anterior.

Mínimo	94.0845	0.8643	0.4157	1.4357	3.4868	241.6799	16.8900	38.3800	50.0800	0.6272		
Promedio	94.3712	0.9352	0.6100	1.5452	3.8452	243.8521	17.7507	38.4447	50.1260	0.9330		
Máximo	94.7884	1.0424	0.7136	1.6070	4.0875	246.9585	18.6900	38.5200	50.1700	1.1318		
Desv. Est.	0.15744	0.04782	0.07010	0.04372	0.13655	1.16984	0.48092	0.03461	0.02711	0.15677		

Observaciones: DATOS OBTENIDOS DE LOS ANALIZADORES PROPIEDAD DE ENGIE.

INFORME MENSUAL SOBRE LAS ESPECIFICACIONES DEL GAS NATURAL
(Registros Máximos diarios)


PERMISIONARIO:	TRACTEBEL GNP, S.A. de C.V.	
PUNTO DE MEDICIÓN:	Nuevo Madero	
ZONA DE MEDICIÓN:	RESTO DEL PAÍS	

FECHA: (dd/mm/aa)	Metano (% vol)	Bióxido de Carbono (% vol)	Nitrógeno (% vol)	Total Inertes (% vol)	Etano (% vol)	Temperatura de Rocio (K)	Humedad (mg/m ³)	Poder Calorífico (MJ/m ³)	Índice Wobbe (MJ/m ³)	Acido Sulhídrico (mg/m ³)	Azufre total* (mg/m ³)	Oxígeno* (% vol)
	84.0 MÍN.	3.0 MÁX.	4.0 MÁX.	4.0 MÁX.	11.0 MÁX.	271.15 MÁX	110.0 MÁX.	43.6 MÁX.	53.2 MÁX.	6.0 MÁX.	150.0 MÁX.	0.2 MÁX.
01/04/2020	94.3842	1.0472	0.7421	1.5919	4.3061	245.0272	19.4200	38.5300	50.2100	0.9659		
02/04/2020	94.5961	1.0889	0.7072	1.6614	4.1699	244.0146	19.5200	38.5200	50.2000	0.9839		
03/04/2020	94.5379	1.0054	0.7134	1.6281	4.1313	243.4264	30.9700	38.5400	50.1900	0.9749		
04/04/2020	94.5387	1.0898	0.6953	1.6283	3.9905	246.0609	27.8600	38.4900	50.1700	1.1010		
05/04/2020	94.5775	0.9367	0.6925	1.5887	3.9745	244.6293	19.3200	38.4700	50.1700	1.0199		
06/04/2020	94.6832	0.9704	0.6809	1.5623	3.9570	244.4992	38.0100	38.5200	50.2100	1.0830		
07/04/2020	94.5284	1.0097	0.6369	1.5965	4.0287	246.0907	19.1100	38.6900	50.2900	1.3623		
08/04/2020	94.6280	0.9869	0.7222	1.6306	4.7851	245.0650	19.1100	38.7700	50.3400	1.7678		
09/04/2020	94.4278	1.0165	0.7248	1.6360	3.9727	245.4927	18.2100	38.4900	50.1800	1.7318		
10/04/2020	94.5101	1.0294	0.7144	1.6610	4.1227	245.1028	18.7100	38.5500	50.1800	1.8669		
11/04/2020	94.2945	1.0946	0.6359	1.6833	4.1238	245.4969	19.3200	38.5300	50.1500	1.7498		
12/04/2020	94.4892	1.1168	0.6597	1.6669	4.8750	245.0772	19.4200	38.7400	50.2900	1.5245		
13/04/2020	94.3304	1.1159	0.6302	1.6653	4.2352	245.0054	42.1300	38.5800	50.2100	1.2812		
14/04/2020	94.5589	1.0349	0.6975	1.6148	4.0860	246.8304	19.5200	38.5300	50.1800	1.2362		
15/04/2020	94.7016	0.9605	0.8108	1.6368	3.9053	244.6627	19.1100	38.4400	50.1600	1.3263		
16/04/2020	94.7026	0.9704	0.7000	1.5997	4.7712	245.8708	18.6100	38.7200	50.3200	29.6912		
17/04/2020	94.5070	1.0315	0.6889	1.6258	4.3950	245.8508	18.4100	38.5700	50.2400	2.0381		
18/04/2020	94.5660	0.9717	0.7965	1.6462	3.9543	247.4496	19.2200	38.4800	50.1500	1.7318		
19/04/2020	94.5374	1.0493	0.7386	1.6859	4.8670	249.3271	18.4100	38.7200	50.2700	29.6912		
20/04/2020	94.5404	0.9850	0.6824	1.6088	4.0037	246.5101	18.3100	38.4900	50.1700	1.5155		
21/04/2020	94.4876	1.2450	0.7384	1.6554	4.4044	248.5999	19.2200	38.6400	50.2300	1.5065		
22/04/2020	94.5506	1.0575	0.7327	1.6649	3.8989	246.0665	19.2200	38.4700	50.1600	1.4614		
23/04/2020	94.9625	1.1730	0.7395	1.7799	4.0612	245.9271	19.7200	38.7000	50.3400	1.4705		
24/04/2020	94.5861	1.0125	0.6719	1.6338	4.1294	246.9665	26.9500	38.5900	50.2600	1.9300		
25/04/2020	94.6632	1.1503	0.7380	1.7076	4.0912	246.0182	19.4200	38.5700	50.1900	1.5966		
26/04/2020	94.3688	1.0099	0.7633	1.6858	4.3185	244.9928	17.9100	38.6200	50.2700	1.8849		
27/04/2020	94.7103	1.1147	0.6747	1.6290	4.0290	245.0631	18.2100	38.4800	50.2000	1.9840		
28/04/2020	95.2416	1.2317	0.5950	1.5585	3.8745	245.1855	18.9100	38.5000	50.2300	1.8489		
29/04/2020	95.3024	1.2071	0.5763	1.5726	3.7508	249.6187	19.6200	38.7000	50.3700	2.1462		
30/04/2020	94.9002	1.0910	0.5707	1.5274	3.9533	247.3344	40.8200	38.6300	50.2700	1.8669		

*/ Los valores trimestrales se deberán reportar en los meses de enero, abril, julio y octubre de cada año, respecto del trimestre inmediato anterior.

Mínimo	94.2945	0.9367	0.5707	1.5274	3.7508	243.4264	17.9100	38.4400	50.1500	0.9659		
Promedio	94.6138	1.0601	0.6957	1.6344	4.1722	245.9088	22.0900	38.5757	50.2267	3.4113		
Máximo	95.3024	1.2450	0.8108	1.7799	4.8750	249.6187	42.1300	38.7700	50.3700	29.6912		
Desv. Est.	0.22963	0.08184	0.05734	0.05023	0.30102	1.44459	6.89138	0.09486	0.06205	7.15198		

Observaciones: DATOS OBTENIDOS DE LOS ANALIZADORES PROPIEDAD DE ENGIE.

INFORME MENSUAL SOBRE LAS ESPECIFICACIONES DEL GAS NATURAL (Registros Mínimos diarios)											
PERMISIONARIO:	TRACTEBEL GNP, S.A. de C.V.										
PUNTO DE MEDICIÓN:	Nuevo Madero										
ZONA DE MEDICIÓN:	RESTO DEL PAÍS										

FECHA: (dd/mm/aa)	Metano (% vol)	Bióxido de Carbono (% vol)	Nitrógeno (% vol)	Total Inertes (% vol)	Etano (% vol)	Temperatura de Rocío (K)	Humedad (mg/m ³)	Poder Calorífico (MJ/m ³)	Índice Wobbe (MJ/m ³)	Acido Sulfhídrico (mg/m ³)	Azufre total* (mg/m ³)	Oxígeno* (% vol)
	84.0 MÍN.	3.0 MÁX.	4.0 MÁX.	4.0 MÁX.	11.0 MÁX.	271.15 MÁX	110.0 MÁX.	37.3 MÍN.	48.2 MÍN.	6.0 MÁX.	150.0 MÁX.	0.2 MÁX.
01/04/2020	93.9423	0.7984	0.4985	1.4734	3.8947	238.5502	17.1000	38.4500	50.1000	0.4973		
02/04/2020	94.0751	0.8451	0.5654	1.4840	3.7104	240.6779	7.9600	38.3700	50.0200	0.5153		
03/04/2020	94.0672	0.8369	0.5653	1.4995	3.6944	241.0133	16.4000	38.3700	50.0400	0.5153		
04/04/2020	94.2166	0.8451	0.5385	1.5096	3.6959	240.8097	4.7400	38.3800	50.0500	0.5244		
05/04/2020	94.2425	0.8324	0.6194	1.5027	3.6820	242.0211	15.9000	38.3600	50.0800	0.4343		
06/04/2020	94.3436	0.8082	0.5664	1.4409	3.6394	241.6798	15.9000	38.3600	50.0700	0.7586		
07/04/2020	94.1233	0.8565	0.5279	1.4538	3.6505	243.5066	15.8000	38.4200	50.0800	0.7857		
08/04/2020	93.3212	0.8571	0.6043	1.4880	3.5284	242.7630	15.8000	38.3500	50.0500	0.7857		
09/04/2020	94.2161	0.8746	0.6039	1.5032	3.7548	242.5311	16.2000	38.4100	50.0500	0.8217		
10/04/2020	94.0117	0.8538	0.6111	1.5578	3.6692	242.6666	16.5000	38.3800	50.0200	0.8037		
11/04/2020	93.9922	0.9502	0.5512	1.5624	3.8393	241.8948	13.8900	38.4100	50.0100	0.7496		
12/04/2020	93.3119	0.9168	0.5073	1.5051	3.6662	242.1835	15.8000	38.3900	50.0200	0.6055		
13/04/2020	93.9332	0.9538	0.4928	1.5071	3.8199	242.3912	5.7500	38.4600	50.0600	0.3802		
14/04/2020	94.0779	0.8344	0.5414	1.5033	3.5782	243.5206	15.9000	38.3700	50.0500	0.2450		
15/04/2020	94.3085	0.7924	0.6518	1.5094	3.5406	242.5626	15.5000	38.3300	50.0200	0.1910		
16/04/2020	93.5273	0.8036	0.5915	1.4635	3.5690	243.2280	8.7600	38.3400	50.0300	0.0198		
17/04/2020	93.8361	0.8270	0.5379	1.4536	3.7498	239.4720	15.9000	38.4200	50.0700	0.6956		
18/04/2020	94.1748	0.8193	0.6098	1.5239	3.6124	243.2676	13.4900	38.3900	50.0700	0.8487		
19/04/2020	93.3280	0.8722	0.6145	1.5310	3.6475	244.3790	16.0000	38.3700	50.0200	0.8577		
20/04/2020	94.1373	0.8710	0.6003	1.5389	3.6308	244.2432	16.4000	38.3800	50.0600	0.8397		
21/04/2020	93.8609	0.8653	0.2464	1.4073	3.6733	241.0830	16.2000	38.3700	50.0000	0.6865		
22/04/2020	94.2996	0.8588	0.5720	1.5128	3.6010	242.7397	16.8000	38.3500	50.0000	0.3261		
23/04/2020	94.0581	0.8681	0.5402	1.4246	3.0610	242.4391	17.1000	38.1000	49.7700	0.6595		
24/04/2020	94.0399	0.8799	0.5392	1.4300	3.5874	242.6050	16.8000	38.3600	50.0300	0.7406		
25/04/2020	94.0698	0.9097	0.3136	1.4480	3.5489	241.3570	16.0000	38.3500	49.9900	0.7496		
26/04/2020	93.8776	0.8465	0.5989	1.4613	3.8569	239.7830	15.6000	38.4200	50.0600	0.7226		
27/04/2020	94.1678	0.8044	0.4952	1.4589	3.5790	239.3597	15.7000	38.3700	50.0100	0.6865		
28/04/2020	94.4097	0.8596	0.2565	1.3097	2.9367	240.3617	16.0000	38.2300	49.9400	0.7316		
29/04/2020	94.3903	0.8657	0.2197	1.3207	3.0436	241.3397	12.3800	38.2600	49.9800	0.7226		
30/04/2020	94.1930	0.9009	0.4203	1.3761	3.3494	243.4186	16.3000	38.3900	50.0800	0.8037		

*/ Los valores trimestrales se deberán reportar en los meses de enero, abril, julio y octubre de cada año, respecto del trimestre inmediato anterior.

Mínimo	93.3119	0.7924	0.2197	1.3097	2.9367	238.5502	4.7400	38.1000	49.7700	0.0198		
Promedio	94.0185	0.8569	0.5200	1.4720	3.5937	241.9283	14.6190	38.3637	50.0277	0.6235		
Máximo	94.4097	0.9538	0.6518	1.5624	3.8947	244.3790	17.1000	38.4600	50.1000	0.8577		
Desv. Est.	0.29942	0.04057	0.11528	0.06053	0.22582	1.46180	3.32520	0.06800	0.05998	0.21547		

Observaciones: DATOS OBTENIDOS DE LOS ANALIZADORES PROPIEDAD DE ENGIE.