


INFORME MENSUAL SOBRE LAS ESPECIFICACIONES DEL GAS NATURAL (Valores promedio diarios)											
PERMISIONARIO:	NATGASMEX, S.A. DE C.V.										
PUNTO DE MEDICIÓN:	Tetla										
ZONA DE MEDICIÓN:	SUR										


FECHA: (dd/mm/aa)	Metano (% vol)	Bióxido de Carbono (% vol)	Nitrógeno (% vol)	Total Inertes (% vol)	Etano (% vol)	Temperatura de Rocio (K)	Humedad (mg/m <sup>3</sup> )	Poder Calorífico (MJ/m <sup>3</sup> )	Índice Wobbe (MJ/m <sup>3</sup> )	Acido Sulfhídrico (mg/m <sup>3</sup> )	Azufre total* (mg/m <sup>3</sup> )	Oxígeno* (% vol)
	83.0 MÍN.	3.0 MÁX.	6.0 MÁX.	6.0 MÁX.	11.0 MÁX.	271.15 MÁX	110.0 MÁX.	36.8 MÍN.	47.3 MÍN.	6.0 MÁX.	150.0 MÁX.	0.2 MÁX.
01/09/2019	93.4136	0.6167	0.4158	1.0325	4.3979	258.6871	33.7600	40.2100	51.9700	0.0099		
02/09/2019	93.3838	0.6123	0.4673	1.0796	4.3106	259.3950	33.1300	40.2300	51.9600	0.0089		
03/09/2019	93.4230	0.6384	0.5003	1.1387	4.3034	260.0926	34.0500	40.1400	51.8700	0.0234		
04/09/2019	93.1697	0.6012	0.5003	1.1015	4.4219	260.2430	36.9100	40.3100	52.0000	0.0225		
05/09/2019	93.4737	0.6174	0.4971	1.1145	4.2024	259.9662	35.2100	40.1600	51.9100	0.0269		
06/09/2019	93.5340	0.6136	0.5413	1.1550	4.2251	259.6794	34.2800	40.0900	51.8300	0.0332		
07/09/2019	93.4753	0.6199	0.5298	1.1497	4.2698	259.6553	33.1300	40.1000	51.8500	0.0237		
08/09/2019	93.2650	0.6053	0.4999	1.1052	4.3346	260.3107	34.4500	40.2800	51.9600	0.0254		
09/09/2019	93.4652	0.6114	0.5271	1.1385	4.2618	259.8431	33.8400	40.1200	51.8700	0.0223		
10/09/2019	93.8396	0.6143	0.5265	1.1409	3.9557	259.2369	33.0600	39.9900	51.7800	0.0219		
11/09/2019	93.9072	0.6159	0.5150	1.1309	3.8830	259.2494	32.9800	39.9900	51.8100	0.0195		
12/09/2019	93.8201	0.6082	0.4870	1.0953	3.8470	259.2799	32.8700	40.1000	51.8700	0.0186		
13/09/2019	93.8584	0.6044	0.4946	1.0991	3.8217	259.2747	32.9800	40.0900	51.8700	0.0195		
14/09/2019	93.7846	0.6060	0.4998	1.1058	3.9591	259.3802	33.3800	40.0600	51.8500	0.0201		
15/09/2019	94.6803	0.7120	0.5169	1.2290	3.5285	255.7117	33.3000	39.4400	51.4100	0.0237		
16/09/2019	94.6158	0.6691	0.5162	1.1854	3.6982	254.6162	26.9600	39.4600	51.4600	0.0210		
17/09/2019	94.6460	0.6924	0.5277	1.2201	3.6409	255.3180	28.2600	39.4400	51.4300	0.0181		
18/09/2019	94.7462	0.7056	0.5068	1.2124	3.4651	256.0845	33.6100	39.4400	51.4200	0.0158		
19/09/2019	93.7505	0.6100	0.5100	1.1199	3.9587	259.3458	32.8000	40.0600	51.8500	0.0152		
20/09/2019	93.8263	0.6029	0.4917	1.0947	3.8215	259.4892	32.3800	40.1000	51.8700	0.0167		
21/09/2019	94.4938	0.6313	0.5344	1.1657	3.6036	258.7190	32.0400	39.6200	51.5600	0.1495		
22/09/2019	94.5103	0.6423	0.5182	1.1605	3.6425	259.2656	32.0500	39.6200	51.5700	0.3032		
23/09/2019	94.2507	0.6985	0.4539	1.1525	3.9004	259.4118	33.1500	39.6800	51.5900	1.0490		
24/09/2019	94.2215	0.6768	0.4943	1.1711	4.0326	259.0485	35.7000	39.6300	51.5400	1.2407		
25/09/2019	94.4079	0.5963	0.5744	1.1708	3.7586	259.5126	33.0400	39.6000	51.5700	0.9792		
26/09/2019	94.5281	0.6356	0.5980	1.2337	3.6558	259.6876	33.4300	39.4900	51.4600	0.8024		
27/09/2019	94.3896	0.6531	0.5066	1.1597	3.8452	259.4920	34.4900	39.5900	51.5300	1.1226		
28/09/2019	94.3683	0.7133	0.4740	1.1873	3.8620	258.7519	32.4300	39.5800	51.5200	0.8858		
29/09/2019	94.3244	0.7179	0.5309	1.2489	3.8350	258.5057	28.3000	39.5500	51.4600	0.5590		
30/09/2019	94.2682	0.6943	0.5627	1.2570	3.5866	258.8885	27.5100	39.7000	51.5600	0.1846		

\*/ Los valores trimestrales se deberán reportar en los meses de enero, abril, julio y octubre de cada año, respecto del trimestre inmediato anterior.

<b>Mínimo</b>	93.1697	0.5963	0.4158	1.0325	3.4651	254.6162	26.9600	39.4400	51.4100	0.0089		
<b>Promedio</b>	93.9947	0.6412	0.5106	1.1519	3.9343	258.8714	32.7827	39.8623	51.7067	0.2561		
<b>Máximo</b>	94.7462	0.7179	0.5980	1.2570	4.4219	260.3107	36.9100	40.3100	52.0000	1.2407		
<b>Desv. Est.</b>	0.48808	0.04059	0.03483	0.05375	0.28093	1.45307	2.26682	0.30136	0.20073	0.40640		

Observaciones: DATOS OBTENIDOS DE LOS ANALIZADORES PROPIEDAD DE ENGIE.

**INFORME MENSUAL SOBRE LAS ESPECIFICACIONES DEL GAS NATURAL**  
(Registros Máximos diarios)


<b>PERMISIONARIO:</b>	<b>NATGASMEX, S.A. DE C.V.</b>	
<b>PUNTO DE MEDICIÓN:</b>	<b>Tetla</b>	
<b>ZONA DE MEDICIÓN:</b>	<b>SUR</b>	

FECHA: (dd/mm/aa)	Metano (% vol)	Bióxido de Carbono (% vol)	Nitrógeno (% vol)	Total Inertes (% vol)	Etano (% vol)	Temperatura de Rocio (K)	Humedad (mg/m <sup>3</sup> )	Poder Calorífico (MJ/m <sup>3</sup> )	Índice Wobbe (MJ/m <sup>3</sup> )	Acido Sulfhídrico (mg/m <sup>3</sup> )	Azufre total* (mg/m <sup>3</sup> )	Oxígeno* (% vol)
	83.0 MÍN.	3.0 MÁX.	6.0 MÁX.	6.0 MÁX.	11.0 MÁX.	271.15 MÁX	110.0 MÁX.	43.6 MÁX.	53.2 MÁX.	6.0 MÁX.	150.0 MÁX.	0.2 MÁX.
01/09/2019	93.5615	0.6375	0.4317	1.0592	4.7076	260.6026	39.8200	40.4100	52.0800	0.0468		
02/09/2019	93.8307	0.6694	0.5070	1.1418	4.8333	260.4255	38.8100	40.4600	52.1000	0.0468		
03/09/2019	93.8679	0.6818	0.5512	1.1905	4.8856	261.3756	41.7300	40.3300	51.9800	0.1279		
04/09/2019	93.4466	0.6530	0.5435	1.1745	4.5756	261.9788	44.6400	40.4800	52.0900	0.1099		
05/09/2019	93.6495	0.6521	0.5297	1.1633	4.3038	261.1200	39.6200	40.2700	51.9800	0.1279		
06/09/2019	93.7007	0.6655	0.5900	1.2053	4.3907	260.5898	51.0700	40.1200	51.8800	0.1369		
07/09/2019	93.6869	0.6586	0.5827	1.1896	4.4405	260.5844	40.3200	40.2700	51.9700	0.1189		
08/09/2019	93.4694	0.6405	0.5245	1.1449	4.5516	261.2242	58.9100	40.4400	52.0600	0.1189		
09/09/2019	93.7368	0.6465	0.5926	1.2123	4.5487	261.2242	40.6200	40.4100	52.0500	0.1009		
10/09/2019	94.1008	0.6530	0.5896	1.2119	4.3298	260.4633	58.4100	40.1100	51.8700	0.1189		
11/09/2019	94.1139	0.6367	0.5435	1.1652	4.0387	260.0873	57.6100	40.0600	51.8600	0.1009		
12/09/2019	93.9532	0.6291	0.4996	1.1180	3.9537	260.0435	36.7000	40.1500	51.8900	0.1009		
13/09/2019	93.9063	0.6275	0.5108	1.1141	3.9475	260.2487	39.9200	40.1500	51.8900	0.0919		
14/09/2019	93.9898	0.6445	0.5612	1.2016	4.4507	261.4691	36.7000	40.3100	51.9900	0.0919		
15/09/2019	94.9594	0.7769	0.5796	1.2896	4.1240	259.6613	39.7200	40.0700	51.8400	0.1189		
16/09/2019	94.6924	0.6940	0.5725	1.2297	3.8381	256.3062	45.1400	39.5100	51.5100	0.1009		
17/09/2019	94.7630	0.7601	0.5751	1.2869	3.8331	256.3991	49.2600	39.5100	51.5000	0.1009		
18/09/2019	94.9250	0.7499	0.5558	1.2652	3.6914	257.4861	54.5900	39.6600	51.5700	0.1099		
19/09/2019	94.3691	0.6904	0.5584	1.1940	4.3850	260.7727	40.4200	40.2800	51.9800	0.0919		
20/09/2019	94.2219	0.6490	0.5408	1.1685	3.9277	261.4300	35.9000	40.3000	52.0200	0.1009		
21/09/2019	94.8154	0.6737	0.5689	1.2024	3.8551	259.8094	36.3000	39.9800	51.7800	0.3622		
22/09/2019	94.7954	0.6932	0.5613	1.2500	3.7360	260.3916	57.0000	39.8000	51.7200	0.4703		
23/09/2019	94.7455	0.7670	0.5260	1.1922	4.0858	260.7001	36.5000	39.7400	51.6700	1.4885		
24/09/2019	94.4774	0.7285	0.5822	1.2028	4.2063	260.1145	41.8300	39.7000	51.6100	1.6326		
25/09/2019	94.6713	0.6706	0.7006	1.3056	4.0217	260.2849	56.3000	39.8100	51.7600	1.5696		
26/09/2019	95.0151	0.7673	0.6457	1.3283	3.8014	260.5103	37.0000	39.5800	51.5400	1.0470		
27/09/2019	94.7016	0.7600	0.5929	1.1976	4.1691	260.6059	39.2100	39.6500	51.5900	1.7047		
28/09/2019	94.5466	0.7790	0.5975	1.2628	4.0737	259.6065	37.9100	39.9700	51.7200	1.4434		
29/09/2019	94.4715	0.7923	0.5817	1.3028	3.8956	260.4897	54.2900	39.6400	51.5400	0.8668		
30/09/2019	94.4640	0.8225	0.6294	1.3319	3.8152	259.5263	47.9600	39.8400	51.6600	0.3622		

\*/ Los valores trimestrales se deberán reportar en los meses de enero, abril, julio y octubre de cada año, respecto del trimestre inmediato anterior.

<b>Mínimo</b>	93.4466	0.6275	0.4317	1.0592	3.6914	256.3062	35.9000	39.5100	51.5000	0.0468		
<b>Promedio</b>	94.2550	0.6957	0.5642	1.2101	4.1806	260.1844	44.4737	40.0337	51.8233	0.4337		
<b>Máximo</b>	95.0151	0.8225	0.7006	1.3319	4.8856	261.9788	58.9100	40.4800	52.1000	1.7047		
<b>Desv. Est.</b>	0.49494	0.05800	0.04869	0.06562	0.33594	1.31864	7.84502	0.31194	0.19505	0.56465		

Observaciones: DATOS OBTENIDOS DE LOS ANALIZADORES PROPIEDAD DE ENGIE.

INFORME MENSUAL SOBRE LAS ESPECIFICACIONES DEL GAS NATURAL (Registros Mínimos diarios)											
PERMISIONARIO:	NATGASMEX, S.A. DE C.V.										
PUNTO DE MEDICIÓN:	Tetla										
ZONA DE MEDICIÓN:	SUR										

FECHA: (dd/mm/aa)	Metano (% vol)	Bióxido de Carbono (% vol)	Nitrógeno (% vol)	Total Inertes (% vol)	Etano (% vol)	Temperatura de Rocio (K)	Humedad (mg/m <sup>3</sup> )	Poder Calorífico (MJ/m <sup>3</sup> )	Índice Wobbe (MJ/m <sup>3</sup> )	Acido Sulfhídrico (mg/m <sup>3</sup> )	Azufre total* (mg/m <sup>3</sup> )	Oxígeno* (% vol)
	83.0 MÍN.	3.0 MÁX.	6.0 MÁX.	6.0 MÁX.	11.0 MÁX.	271.15 MÁX	110.0 MÁX.	36.8 MÍN.	47.3 MÍN.	6.0 MÁX.	150.0 MÁX.	0.2 MÁX.
01/09/2019	92.9592	0.5855	0.3909	0.9959	4.3132	257.7347	30.5700	40.1100	51.9000	0.0000		
02/09/2019	92.8108	0.5549	0.4205	1.0205	3.8621	258.4424	30.2700	40.0700	51.8400	0.0000		
03/09/2019	92.8358	0.5969	0.4435	1.0809	3.9312	259.0409	22.8300	39.9800	51.7700	0.0000		
04/09/2019	92.8987	0.5613	0.4512	1.0565	4.1988	259.4197	29.4700	40.2200	51.9100	0.0000		
05/09/2019	93.2975	0.5911	0.4480	1.0513	4.1008	258.8204	24.8400	40.0400	51.8200	0.0000		
06/09/2019	93.3502	0.5712	0.4756	1.0945	4.0798	258.7373	27.7600	40.0000	51.7600	0.0000		
07/09/2019	93.3068	0.5847	0.4763	1.0970	4.0910	258.7024	26.3500	40.0500	51.8100	0.0000		
08/09/2019	92.9492	0.5691	0.4548	1.0623	4.1203	259.6161	27.8600	40.2100	51.9100	0.0000		
09/09/2019	92.9830	0.5717	0.4573	1.0645	4.0974	258.4104	31.1700	39.8900	51.6900	0.0000		
10/09/2019	93.4965	0.5866	0.4855	1.0991	3.7850	258.3644	26.7500	39.8500	51.6900	0.0000		
11/09/2019	93.6790	0.5931	0.4824	1.0843	3.7824	258.3556	30.9700	39.8400	51.7000	0.0000		
12/09/2019	93.6654	0.5864	0.4712	1.0624	3.8004	258.5577	30.8700	40.0300	51.8200	0.0000		
13/09/2019	93.6743	0.5912	0.4659	1.0787	3.7963	258.4265	27.0500	40.0600	51.8500	0.0000		
14/09/2019	93.1568	0.5882	0.4643	1.0630	3.8002	258.3365	27.9600	39.8700	51.6900	0.0000		
15/09/2019	93.6624	0.6416	0.4558	1.1112	3.3851	254.3320	27.1500	39.3100	51.3300	0.0000		
16/09/2019	94.5089	0.6221	0.4899	1.1439	3.6190	253.2490	24.1400	39.4200	51.4100	0.0000		
17/09/2019	94.4641	0.6227	0.4841	1.1463	3.4820	254.2117	15.9000	39.3400	51.3300	0.0000		
18/09/2019	94.3691	0.6800	0.4641	1.1666	3.4061	254.9122	27.9600	39.3200	51.3500	0.0000		
19/09/2019	93.2405	0.5772	0.4655	1.0763	3.5531	257.3209	26.2500	39.6600	51.5700	0.0000		
20/09/2019	93.5815	0.5659	0.4669	1.0406	3.5531	258.2420	26.3500	39.8600	51.7000	0.0000		
21/09/2019	93.9069	0.6028	0.4530	1.0637	3.3147	257.7010	26.8500	39.4700	51.4700	0.0000		
22/09/2019	94.3877	0.5933	0.4609	1.0650	3.3839	258.1621	26.5500	39.4700	51.4600	0.2000		
23/09/2019	94.0611	0.6050	0.3750	1.0308	3.5238	258.1669	28.8600	39.6200	51.5500	0.4523		
24/09/2019	94.0415	0.5989	0.4404	1.1343	3.7748	258.1070	29.4700	39.5500	51.5100	0.8758		
25/09/2019	94.0452	0.4813	0.4738	1.0040	3.5296	258.6065	26.9500	39.4600	51.4300	0.5694		
26/09/2019	94.3621	0.5799	0.5572	1.1512	3.1401	258.8591	25.4500	39.2600	51.2500	0.5514		
27/09/2019	94.1961	0.5793	0.3788	1.1189	3.5339	258.3807	25.9500	39.5000	51.4900	0.7406		
28/09/2019	93.8162	0.5633	0.3927	1.1351	3.5994	258.0379	26.8500	39.4500	51.3900	0.6055		
29/09/2019	94.2095	0.6661	0.4404	1.2187	3.7828	257.6792	16.7000	39.4400	51.3800	0.2360		
30/09/2019	94.0823	0.6223	0.5017	1.2128	3.3369	257.7990	18.9100	39.5700	51.4800	0.0738		

\*/ Los valores trimestrales se deberán reportar en los meses de enero, abril, julio y octubre de cada año, respecto del trimestre inmediato anterior.

<b>Mínimo</b>	92.8108	0.4813	0.3750	0.9959	3.1401	253.2490	15.9000	39.2600	51.2500	0.0000		
<b>Promedio</b>	93.6666	0.5911	0.4563	1.0910	3.7226	257.8244	26.5003	39.7307	51.6087	0.1435		
<b>Máximo</b>	94.5089	0.6800	0.5572	1.2187	4.3132	259.6161	31.1700	40.2200	51.9100	0.8758		
<b>Desv. Est.</b>	0.53975	0.03569	0.03733	0.05478	0.30010	1.55117	3.77436	0.30309	0.20363	0.26251		

Observaciones: DATOS OBTENIDOS DE LOS ANALIZADORES PROPIEDAD DE ENGIE.