



INFORME MENSUAL SOBRE LAS ESPECIFICACIONES DEL GAS NATURAL (Valores promedio diarios)											
PERMISIONARIO:	TRACTEBEL DIGAQRO, S.A. de C.V.										
PUNTO DE MEDICIÓN:	La Lira										
ZONA DE MEDICIÓN:	SUR										

FECHA: (dd/mm/aa)	Metano (% vol)	Bióxido de Carbono (% vol)	Nitrógeno (% vol)	Total Inertes (% vol)	Etano (% vol)	Temperatura de Rocio (K)	Humedad (mg/m ³)	Poder Calorífico (MJ/m ³)	Índice Wobbe (MJ/m ³)	Acido Sulfhídrico (mg/m ³)	Azufre total* (mg/m ³)	Oxígeno* (% vol)
	83.0 MÍN.	3.0 MÁX.	6.0 MÁX.	6.0 MÁX.	11.0 MÁX.	271.15 MÁX	110.0 MÁX.	36.8 MÍN.	47.3 MÍN.	6.0 MÁX.	150.0 MÁX.	0.2 MÁX.
01/06/2019	95.8568	0.7959	0.2815	1.0774	2.9229	248.3599	24.7700	38.2800	50.2700	0.3670		
02/06/2019	95.7607	0.8214	0.2945	1.1158	2.9783	248.5859	24.9600	38.2800	50.2500	0.3254		
03/06/2019	95.9728	0.7893	0.2963	1.0856	2.7902	249.2739	25.6400	38.2400	50.2400	0.2764		
04/06/2019	95.4815	0.7323	0.4503	1.1826	3.1486	249.0839	17.6100	38.3200	50.2700	0.2764		
05/06/2019	95.6971	0.7556	0.3102	1.0659	3.0675	247.4020	26.1800	38.3400	50.3400	0.2559		
06/06/2019	95.8173	0.7688	0.3069	1.0756	2.9761	246.2578	26.9500	38.2900	50.2900	0.2774		
07/06/2019	95.7711	0.7391	0.3025	1.0415	3.0316	245.9192	26.9500	38.3200	50.3400	0.3141		
08/06/2019	95.7934	0.7381	0.3062	1.0443	2.9957	246.5772	27.0000	38.3100	50.3300	0.3094		
09/06/2019	95.6632	0.8002	0.2979	1.0981	3.0772	250.0860	29.9700	38.3300	50.2900	0.3085		
10/06/2019	95.8104	0.7625	0.2947	1.0573	2.9703	248.1854	29.7900	38.3000	50.3100	0.2723		
11/06/2019	95.8120	0.7363	0.2898	1.0262	3.0109	247.0924	29.3500	38.3200	50.3500	0.2232		
12/06/2019	95.8323	0.7220	0.3003	1.0223	3.0011	247.5192	27.9300	38.3300	50.3500	0.2410		
13/06/2019	95.8107	0.7298	0.3032	1.0329	3.0155	248.1037	27.2000	38.3200	50.3400	0.2137		
14/06/2019	95.4040	0.7363	0.3153	1.0516	3.3738	249.3332	25.4900	38.4300	50.3900	0.2538		
15/06/2019	95.4860	0.7033	0.2999	1.0032	3.3309	248.5356	24.5100	38.4500	50.4300	0.2374		
16/06/2019	95.4029	0.6567	0.3006	0.9572	3.4740	244.5495	23.7600	38.4900	50.4800	0.2553		
17/06/2019	95.4668	0.6850	0.2973	0.9823	3.3978	244.7659	23.9000	38.4500	50.4500	0.2732		
18/06/2019	95.3641	0.6896	0.3098	0.9995	3.4735	244.7834	24.6600	38.4800	50.4500	0.2637		
19/06/2019	95.3163	0.6823	0.3078	0.9901	3.5256	246.0639	25.8400	38.5000	50.4700	0.2238		
20/06/2019	95.4251	0.6905	0.2989	0.9893	3.4563	243.2551	24.7300	38.4700	50.4300	0.1774		
21/06/2019	95.4703	0.6608	0.2745	0.9352	3.4554	242.9722	25.4600	38.4700	50.4800	0.1914		
22/06/2019	95.4428	0.6987	0.2946	0.9933	3.4188	242.1650	25.4400	38.4500	50.4400	0.2005		
23/06/2019	95.5037	0.7263	0.2622	0.9885	3.3760	245.0173	26.0000	38.4300	50.4200	0.2575		
24/06/2019	95.2811	0.7657	0.2559	1.0215	3.5527	243.9885	25.6400	38.4700	50.4300	0.2800		
25/06/2019	95.4009	0.7444	0.2431	0.9876	3.4804	243.9085	25.6300	38.4700	50.4400	0.2526		
26/06/2019	95.2534	0.7251	0.2737	0.9987	3.6019	247.2154	27.8500	38.5000	50.4600	0.1634		
27/06/2019	95.1336	0.7535	0.2952	1.0487	3.6689	247.9151	26.8500	38.5200	50.4200	0.3304		
28/06/2019	95.1876	0.7285	0.3011	1.0295	3.6290	248.3584	26.3900	38.5100	50.4500	0.1393		
29/06/2019	95.1007	0.7529	0.2776	1.0305	3.7084	246.8186	26.1800	38.5200	50.4500	0.1433		
30/06/2019	94.9555	0.7701	0.2409	1.0109	3.8643	250.4795	27.2600	38.5800	50.5000	0.1520		

*/ Los valores trimestrales se deberán reportar en los meses de enero, abril, julio y octubre de cada año, respecto del trimestre inmediato anterior.

Mínimo	94.9555	0.6567	0.2409	0.9352	2.7902	242.1650	17.6100	38.2400	50.2400	0.1393		
Promedio	95.5225	0.7354	0.2961	1.0314	3.2925	246.7524	25.9963	38.4057	50.3853	0.2485		
Máximo	95.9728	0.8214	0.4503	1.1826	3.8643	250.4795	29.9700	38.5800	50.5000	0.3670		
Desv. Est.	0.26383	0.04041	0.03487	0.05040	0.28620	2.21407	2.23295	0.09457	0.07802	0.05757		

Observaciones: DATOS OBTENIDOS DE LOS ANALIZADORES PROPIEDAD DE ENGIE.


INFORME MENSUAL SOBRE LAS ESPECIFICACIONES DEL GAS NATURAL (Registros Máximos diarios)											
PERMISIONARIO:	TRACTEBEL DIGAQRO, S.A. de C.V.										
PUNTO DE MEDICIÓN:	La Lira										
ZONA DE MEDICIÓN:	SUR										

FECHA: (dd/mm/aa)	Metano (% vol)	Bióxido de Carbono (% vol)	Nitrógeno (% vol)	Total Inertes (% vol)	Etano (% vol)	Temperatura de Rocio (K)	Humedad (mg/m ³)	Poder Calorífico (MJ/m ³)	Índice Wobbe (MJ/m ³)	Acido Sulfhídrico (mg/m ³)	Azufre total* (mg/m ³)	Oxígeno* (% vol)
	83.0 MÍN.	3.0 MÁX.	6.0 MÁX.	6.0 MÁX.	11.0 MÁX.	271.15 MÁX	110.0 MÁX.	43.6 MÁX.	53.2 MÁX.	6.0 MÁX.	150.0 MÁX.	0.2 MÁX.
01/06/2019	95.9980	0.8636	0.3245	1.1661	3.0668	253.9086	26.6500	38.3300	50.3500	0.4883		
02/06/2019	96.0137	0.8636	0.3160	1.1661	3.3115	250.6596	26.5500	38.4000	50.3400	0.4072		
03/06/2019	96.2556	0.8421	0.3189	1.1297	3.0974	251.9228	27.3600	38.3300	50.3100	0.3532		
04/06/2019	95.8689	0.8318	3.0102	3.5050	4.9655	260.6752	331.1700	38.3900	50.4200	0.4433		
05/06/2019	95.8465	0.8331	0.3568	1.1531	3.2294	250.2111	322.0200	38.3900	50.3800	0.3261		
06/06/2019	95.9449	0.8092	0.3413	1.1346	3.1322	248.9692	28.8600	38.3400	50.3300	0.3442		
07/06/2019	95.9023	0.7872	0.3200	1.0894	3.1141	249.1745	28.9600	38.3500	50.3700	0.4343		
08/06/2019	95.9291	0.8015	0.3368	1.1049	3.1302	250.4251	29.3700	38.3600	50.3800	0.4433		
09/06/2019	95.8110	0.8541	0.3300	1.1534	3.2944	253.3746	31.7800	38.4300	50.3800	0.4252		
10/06/2019	95.9286	0.8541	0.3171	1.1344	3.1651	257.2215	31.3800	38.3800	50.3700	0.3892		
11/06/2019	96.0399	0.7653	0.3130	1.0632	3.3569	249.8513	30.3700	38.4300	50.4000	0.3171		
12/06/2019	95.9582	0.7916	0.3222	1.0838	3.1904	253.3251	29.1600	38.4000	50.4000	0.3802		
13/06/2019	95.9768	0.7627	0.3265	1.0865	3.2229	250.5884	29.1600	38.3800	50.3900	0.2811		
14/06/2019	95.6160	0.8080	0.3982	1.1435	3.8204	251.8056	27.2600	38.5600	50.4700	0.3532		
15/06/2019	95.8244	0.7934	0.3216	1.0778	3.5375	252.4157	26.0500	38.5300	50.5000	0.3712		
16/06/2019	95.5875	0.7076	0.3238	1.0093	3.5875	247.2314	25.5500	38.5400	50.5300	0.4162		
17/06/2019	95.5625	0.7483	0.3135	1.0482	3.5287	247.9997	25.7500	38.5100	50.5200	0.4072		
18/06/2019	95.5757	0.7485	0.3404	1.0486	3.7234	248.8793	26.8500	38.5600	50.5300	0.3622		
19/06/2019	95.4976	0.7510	0.3442	1.0628	3.6775	249.8506	28.4600	38.5400	50.5200	0.3261		
20/06/2019	95.5238	0.7432	0.3285	1.0447	3.6276	246.2747	321.6200	38.5300	50.5500	0.3081		
21/06/2019	95.6448	0.7236	0.3118	0.9989	3.8068	252.3510	321.8200	38.5900	50.5900	0.3261		
22/06/2019	95.7589	0.7719	0.3414	1.0832	3.6182	245.8767	27.1500	38.5200	50.4900	0.3081		
23/06/2019	95.7291	0.7942	0.3026	1.0519	3.5724	247.2189	28.3600	38.5000	50.5000	0.3532		
24/06/2019	95.4890	0.8611	0.2871	1.1114	3.9107	249.6819	27.6600	38.5700	50.4900	0.4072		
25/06/2019	95.4997	0.7798	0.2939	1.0296	3.6180	246.8466	27.7600	38.5200	50.4800	0.3802		
26/06/2019	95.5336	0.7766	0.3118	1.0621	3.7242	249.6822	34.0900	38.5600	50.5200	0.6956		
27/06/2019	95.3653	0.8185	0.3595	1.1095	4.3586	251.5338	28.9600	38.7300	50.6200	0.4343		
28/06/2019	95.3708	0.7627	0.3176	1.0529	3.9229	251.2717	28.1600	38.6000	50.5100	0.3982		
29/06/2019	95.2494	0.8426	0.3450	1.1194	3.9233	249.2716	27.2600	38.5900	50.5200	0.2360		
30/06/2019	95.2228	0.8397	0.2845	1.0947	4.3874	255.8677	29.5700	38.7300	50.6100	0.3081		

*/ Los valores trimestrales se deberán reportar en los meses de enero, abril, julio y octubre de cada año, respecto del trimestre inmediato anterior.

Mínimo	95.2228	0.7076	0.2845	0.9989	3.0668	245.8767	25.5500	38.3300	50.3100	0.2360		
Promedio	95.7175	0.7977	0.4153	1.1706	3.5874	250.8122	67.8373	38.4863	50.4590	0.3808		
Máximo	96.2556	0.8636	3.0102	3.5050	4.9655	260.6752	331.1700	38.7300	50.6200	0.6956		
Desv. Est.	0.25770	0.04420	0.49062	0.44320	0.43883	3.24711	102.28311	0.11084	0.08715	0.08174		

Observaciones: DATOS OBTENIDOS DE LOS ANALIZADORES PROPIEDAD DE ENGIE.

INFORME MENSUAL SOBRE LAS ESPECIFICACIONES DEL GAS NATURAL (Registros Mínimos diarios)											
PERMISIONARIO:	TRACTEBEL DIGAQRO, S.A. de C.V.										
PUNTO DE MEDICIÓN:	La Lira										
ZONA DE MEDICIÓN:	SUR										

FECHA: (dd/mm/aa)	Metano (% vol)	Bióxido de Carbono (% vol)	Nitrógeno (% vol)	Total Inertes (% vol)	Etano (% vol)	Temperatura de Rocio (K)	Humedad (mg/m ³)	Poder Calorífico (MJ/m ³)	Índice Wobbe (MJ/m ³)	Acido Sulfhídrico (mg/m ³)	Azufre total* (mg/m ³)	Oxígeno* (% vol)
	83.0 MÍN.	3.0 MÁX.	6.0 MÁX.	6.0 MÁX.	11.0 MÁX.	271.15 MÁX	110.0 MÁX.	36.8 MÍN.	47.3 MÍN.	6.0 MÁX.	150.0 MÁX.	0.2 MÁX.
01/06/2019	95.6734	0.7621	0.2302	0.9971	2.7806	245.8611	21.9300	38.2100	50.1900	0.2360		
02/06/2019	95.4045	0.7877	0.2716	1.0667	2.7114	245.9930	22.9300	38.1800	50.1800	0.2360		
03/06/2019	95.6547	0.7317	0.2617	1.0337	2.5227	246.0206	23.3400	38.1500	50.1700	0.2090		
04/06/2019	90.8443	0.4948	0.2715	0.9618	2.9246	246.6191	23.3400	38.2700	49.2800	0.2090		
05/06/2019	95.5505	0.7172	0.2770	1.0269	2.9404	245.0181	23.3400	38.2700	50.2300	0.2090		
06/06/2019	95.6358	0.7414	0.2801	1.0367	2.8159	244.3022	25.0400	38.2300	50.2400	0.1730		
07/06/2019	95.6519	0.7068	0.2837	1.0003	2.9071	244.3472	24.7400	38.2800	50.2900	0.2090		
08/06/2019	95.6835	0.6953	0.2738	0.9895	2.9080	241.9762	24.2400	38.2700	50.2600	0.1730		
09/06/2019	95.4664	0.7577	0.2718	1.0467	2.9464	247.0442	27.2600	38.2700	50.2300	0.1910		
10/06/2019	95.6118	0.7141	0.2734	1.0000	2.8681	244.4010	28.2600	38.2600	50.2400	0.1279		
11/06/2019	95.4457	0.7024	0.2737	0.9824	2.8185	245.1580	28.0600	38.2700	50.3100	0.1279		
12/06/2019	95.6181	0.6707	0.2800	0.9648	2.8357	244.9963	26.5500	38.2600	50.2800	0.1369		
13/06/2019	95.5655	0.6906	0.2752	0.9789	2.8487	244.9483	25.2500	38.2800	50.2900	0.1369		
14/06/2019	94.9379	0.7120	0.2794	1.0089	3.1785	247.2334	23.1300	38.3600	50.3200	0.1369		
15/06/2019	95.2338	0.6523	0.2803	0.9592	3.0320	245.2309	23.0300	38.3400	50.3300	0.1099		
16/06/2019	95.2934	0.6273	0.2818	0.9147	3.2562	241.5592	22.2300	38.4100	50.4000	0.1099		
17/06/2019	95.3151	0.6285	0.2804	0.9256	3.2757	242.9955	22.3300	38.3900	50.3700	0.1549		
18/06/2019	95.1531	0.6475	0.2779	0.9459	3.2604	242.2816	22.3300	38.3900	50.4000	0.1639		
19/06/2019	95.1424	0.6025	0.2699	0.9140	3.4341	238.8927	23.1300	38.4500	50.4100	0.1189		
20/06/2019	95.2841	0.6272	0.2616	0.8911	3.3063	238.6150	23.1300	38.4100	50.3900	0.1189		
21/06/2019	95.0566	0.6053	0.2336	0.8592	3.2880	234.8456	23.1300	38.4000	50.4100	0.1189		
22/06/2019	95.2047	0.6550	0.2230	0.9052	3.1867	237.7714	23.1300	38.3600	50.3300	0.1189		
23/06/2019	95.3034	0.6382	0.2334	0.9087	3.1928	241.5039	23.4400	38.3800	50.3700	0.1459		
24/06/2019	94.9009	0.6837	0.2288	0.9398	3.2722	240.3100	24.1400	38.3600	50.2900	0.2090		
25/06/2019	95.2449	0.6837	0.2069	0.9560	3.3626	241.3161	23.6400	38.4200	50.4000	0.2000		
26/06/2019	95.1063	0.6679	0.2041	0.9369	3.3740	245.4187	23.9400	38.4400	50.4100	0.2000		
27/06/2019	94.4733	0.6444	0.2687	0.9478	3.4389	243.9420	25.0400	38.4300	50.3700	0.2360		
28/06/2019	94.8797	0.6866	0.2754	0.9878	3.4688	245.2993	24.1400	38.4400	50.3900	0.0378		
29/06/2019	94.8981	0.6772	0.2188	0.9867	3.5971	244.7022	25.0400	38.4800	50.3800	0.0828		
30/06/2019	94.4414	0.6624	0.2118	0.9166	3.6068	246.8852	25.0400	38.5000	50.4100	0.0648		

*/ Los valores trimestrales se deberán reportar en los meses de enero, abril, julio y octubre de cada año, respecto del trimestre inmediato anterior.

Mínimo	90.8443	0.4948	0.2041	0.8592	2.5227	234.8456	21.9300	38.1500	49.2800	0.0378		
Promedio	95.1225	0.6758	0.2587	0.9663	3.1120	243.5163	24.1423	38.3387	50.2857	0.1567		
Máximo	95.6835	0.7877	0.2837	1.0667	3.6068	247.2334	28.2600	38.5000	50.4100	0.2360		
Desv. Est.	0.87411	0.05742	0.02614	0.05011	0.28215	3.04283	1.64323	0.09250	0.20468	0.05224		

Observaciones: DATOS OBTENIDOS DE LOS ANALIZADORES PROPIEDAD DE ENGIE.