



INFORME MENSUAL SOBRE LAS ESPECIFICACIONES DEL GAS NATURAL (Valores promedio diarios)											
PERMISIONARIO:	TRACTEBEL DIGAQRO, S.A. de C.V.										
PUNTO DE MEDICIÓN:	La Lira										
ZONA DE MEDICIÓN:	SUR										

FECHA: (dd/mm/aa)	Metano (% vol)	Bióxido de Carbono (% vol)	Nitrógeno (% vol)	Total Inertes (% vol)	Etano (% vol)	Temperatura de Rocio (K)	Humedad (mg/m <sup>3</sup> )	Poder Calorífico (MJ/m <sup>3</sup> )	Índice Wobbe (MJ/m <sup>3</sup> )	Acido Sulfhídrico (mg/m <sup>3</sup> )	Azufre total* (mg/m <sup>3</sup> )	Oxígeno* (% vol)
	83.0 MÍN.	3.0 MÁX.	6.0 MÁX.	6.0 MÁX.	11.0 MÁX.	271.15 MÁX	110.0 MÁX.	36.8 MÍN.	47.3 MÍN.	6.0 MÁX.	150.0 MÁX.	0.2 MÁX.
01/04/2019	95.3943	0.8818	0.3180	1.1998	3.1998	249.9238	14.9500	38.3800	50.2600	0.8408	<10.8	0.00
02/04/2019	95.4371	0.8753	0.3220	1.1973	3.1742	248.4789	14.6500	38.3500	50.2500	0.8307		
03/04/2019	95.4597	0.8786	0.3240	1.2026	3.1621	247.7768	14.0100	38.3200	50.2300	0.8607		
04/04/2019	95.5588	0.8941	0.3415	1.2356	3.0369	245.9198	14.6300	38.2700	50.1700	0.8782		
05/04/2019	95.7353	0.9087	0.3019	1.2106	2.9081	244.9085	15.9200	38.2200	50.1500	0.8615		
06/04/2019	95.7783	0.9042	0.3030	1.2072	2.8659	245.5399	17.1200	38.2200	50.1500	0.8192		
07/04/2019	95.5838	0.8917	0.3041	1.1958	3.0834	246.9539	17.9100	38.2900	50.2000	0.7247		
08/04/2019	95.6185	0.8983	0.2926	1.1909	3.0192	246.0697	17.9800	38.2700	50.1900	0.7908		
09/04/2019	95.6707	0.9411	0.3048	1.2459	2.9474	246.4556	19.7400	38.2200	50.1300	0.7749		
10/04/2019	95.5335	0.8748	0.3482	1.2229	3.1060	247.1974	19.6700	38.2800	50.1900	0.7436		
11/04/2019	95.4438	0.8506	0.3290	1.1796	3.2222	246.5212	18.8800	38.3300	50.2600	0.7381		
12/04/2019	95.6482	0.9289	0.3067	1.2355	2.9956	246.0388	20.6500	38.2300	50.1500	0.7033		
13/04/2019	95.4639	0.9113	0.3147	1.2260	3.1391	245.6576	21.1600	38.2900	50.1800	0.7092		
14/04/2019	95.4956	0.9527	0.3178	1.2705	3.0805	244.2178	20.8400	38.2500	50.1400	0.8056		
15/04/2019	95.6348	0.9097	0.3465	1.2562	2.9782	243.1357	20.6900	38.2200	50.1300	0.8095		
16/04/2019	95.3324	0.8373	0.3744	1.2117	3.3209	242.8602	19.4000	38.3200	50.2400	0.7737		
17/04/2019	95.5197	0.8240	0.3641	1.1880	3.1512	243.4219	18.0300	38.2900	50.2300	0.7152		
18/04/2019	95.8458	0.8125	0.3929	1.2054	2.8084	242.5734	18.0500	38.1800	50.1700	0.7344		
19/04/2019	95.9669	0.9368	0.3124	1.2492	2.6575	241.9386	17.5100	38.1200	50.0700	0.8267		
20/04/2019	95.5645	0.8073	0.3081	1.1154	3.2078	241.0665	17.8500	38.3200	50.2900	0.7772		
21/04/2019	95.2685	0.8435	0.3381	1.1817	3.3391	245.9395	16.2300	38.4000	50.2800	0.7919		
22/04/2019	95.1399	0.9046	0.2557	1.1602	3.5093	249.5578	16.4500	38.4400	50.3100	0.8101		
23/04/2019	95.6678	0.9490	0.1620	1.1111	3.0830	244.9392	19.6600	38.3000	50.2400	0.6747		
24/04/2019	95.8589	1.0051	0.1638	1.1689	2.8473	245.0501	20.7200	38.1900	50.1300	0.7765		
25/04/2019	95.8431	0.9315	0.3156	1.2471	2.7606	246.2116	20.4300	38.1600	50.1000	0.7231		
26/04/2019	95.8036	0.8878	0.3364	1.2242	2.8392	245.2784	19.6800	38.2000	50.1400	0.7275		
27/04/2019	95.8690	0.9818	0.2177	1.1995	2.7850	245.4960	20.3700	38.1800	50.1200	0.8006		
28/04/2019	95.8806	0.8753	0.2979	1.1732	2.8127	244.3418	20.1400	38.2000	50.1600	0.7439		
29/04/2019	95.6833	0.8295	0.3457	1.1752	3.0033	246.1870	19.6300	38.2600	50.2100	0.6911		
30/04/2019	95.8913	0.8124	0.3179	1.1303	2.8348	244.9355	19.5300	38.2200	50.2200	0.6733		

\*/ Los valores trimestrales se deberán reportar en los meses de enero, abril, julio y octubre de cada año, respecto del trimestre inmediato anterior.

Mínimo	95.1399	0.8073	0.1620	1.1111	2.6575	241.0665	14.0100	38.1200	50.0700	0.6733		
Promedio	95.6197	0.8913	0.3093	1.2006	3.0293	245.4864	18.4160	38.2640	50.1897	0.7710		
Máximo	95.9669	1.0051	0.3929	1.2705	3.5093	249.9238	21.1600	38.4400	50.3100	0.8782		
Desv. Est.	0.20402	0.05017	0.05146	0.03909	0.19608	2.04290	2.10465	0.07384	0.06026	0.05710		

Observaciones: DATOS OBTENIDOS DE LOS ANALIZADORES PROPIEDAD DE ENGIE.


INFORME MENSUAL SOBRE LAS ESPECIFICACIONES DEL GAS NATURAL (Registros Máximos diarios)											
PERMISIONARIO:	TRACTEBEL DIGAQRO, S.A. de C.V.										
PUNTO DE MEDICIÓN:	La Lira										
ZONA DE MEDICIÓN:	SUR										

FECHA: (dd/mm/aa)	Metano (% vol)	Bióxido de Carbono (% vol)	Nitrógeno (% vol)	Total Inertes (% vol)	Etano (% vol)	Temperatura de Rocio (K)	Humedad (mg/m <sup>3</sup> )	Poder Calorífico (MJ/m <sup>3</sup> )	Índice Wobbe (MJ/m <sup>3</sup> )	Acido Sulfhídrico (mg/m <sup>3</sup> )	Azufre total* (mg/m <sup>3</sup> )	Oxígeno* (% vol)
	83.0 MÍN.	3.0 MÁX.	6.0 MÁX.	6.0 MÁX.	11.0 MÁX.	271.15 MÁX	110.0 MÁX.	43.6 MÁX.	53.2 MÁX.	6.0 MÁX.	150.0 MÁX.	0.2 MÁX.
01/04/2019	95.4951	0.9047	0.3578	1.2315	3.3448	252.4120	16.0000	38.4300	50.2900	0.9569		
02/04/2019	95.5501	0.8999	0.3626	1.2458	3.3089	253.0847	98.4100	38.4000	50.2800	0.9388		
03/04/2019	95.5979	0.9063	0.3654	1.2471	3.2856	250.1663	14.5900	38.3800	50.2700	0.9839		
04/04/2019	95.9182	0.9504	0.3932	1.3060	3.3172	253.2436	15.5000	38.3600	50.2300	1.0920		
05/04/2019	95.8843	0.9429	0.3479	1.2463	3.3144	247.9443	16.8000	38.3700	50.3000	0.9749		
06/04/2019	95.9777	0.9294	0.3424	1.2409	3.0487	250.7364	17.7100	38.2700	50.2000	0.9208		
07/04/2019	95.7772	0.9236	0.3469	1.2696	3.3421	249.4722	19.0100	38.3800	50.2900	0.8848		
08/04/2019	96.0124	0.9810	0.3293	1.2513	3.2668	254.8294	18.9100	38.3600	50.2800	0.9839		
09/04/2019	95.9745	1.0176	0.3958	1.3061	3.3205	250.8728	21.3300	38.3400	50.2100	1.0380		
10/04/2019	95.7291	0.9151	0.3942	1.2723	3.4031	251.5225	20.7200	38.3700	50.2700	0.8938		
11/04/2019	95.6500	0.9201	0.3979	1.2272	3.5098	249.8874	20.0200	38.4500	50.3300	0.8577		
12/04/2019	95.8548	0.9599	0.3233	1.2681	3.2551	251.7233	21.9300	38.3500	50.2400	0.8938		
13/04/2019	95.7532	0.9515	0.3552	1.2573	3.3263	253.1687	22.3300	38.3600	50.2400	0.8487		
14/04/2019	95.6290	0.9784	0.3556	1.3088	3.2991	247.8295	22.3300	38.3200	50.2000	1.0289		
15/04/2019	95.8298	0.9743	0.3823	1.2792	3.1924	247.8099	22.0300	38.3100	50.1800	0.9569		
16/04/2019	95.5648	0.9004	0.4227	1.2737	3.5917	247.6166	331.1700	38.4300	50.3300	0.9569		
17/04/2019	95.7383	0.8839	0.3939	1.2147	3.6180	248.0910	18.8100	38.4300	50.3400	0.8397		
18/04/2019	96.1732	0.8823	0.4518	1.2861	3.0942	247.4536	19.0100	38.3000	50.2600	0.9208		
19/04/2019	96.1444	1.0064	0.4064	1.3125	2.9383	245.1977	18.2100	38.2200	50.1600	1.0560		
20/04/2019	95.8646	0.9147	0.3822	1.2444	3.4829	245.9412	19.0100	38.4300	50.3800	1.0199		
21/04/2019	95.5777	0.9002	0.3863	1.2376	3.6775	251.6553	17.3100	38.5000	50.3800	1.0199		
22/04/2019	95.6379	0.9832	0.3120	1.2414	3.9992	252.9120	18.5100	38.5800	50.4000	1.1551		
23/04/2019	95.9084	1.0029	0.2671	1.1508	3.4682	250.0928	21.0200	38.4300	50.3200	0.9478		
24/04/2019	96.3243	1.1280	0.1906	1.2972	3.2107	249.3254	22.7300	38.3000	50.2100	1.0019		
25/04/2019	96.0717	1.0020	0.3851	1.2778	2.9965	249.3736	21.7300	38.2500	50.1600	0.8848		
26/04/2019	96.0559	0.9625	0.3944	1.2692	3.5384	250.3054	21.2300	38.4100	50.2700	0.8307		
27/04/2019	96.1626	1.0337	0.2920	1.2525	3.0193	251.3378	22.1300	38.2600	50.1900	0.9388		
28/04/2019	96.1501	1.0061	0.3844	1.2255	3.1861	246.4289	21.9300	38.3500	50.2700	1.0289		
29/04/2019	95.9754	0.8684	0.3684	1.2330	3.3445	248.9061	21.2300	38.3700	50.2800	0.8758		
30/04/2019	96.1148	0.8569	0.3493	1.1871	3.2967	248.1067	331.1700	38.3500	50.2700	0.8668		

\*/ Los valores trimestrales se deberán reportar en los meses de enero, abril, julio y octubre de cada año, respecto del trimestre inmediato anterior.

Mínimo	95.4951	0.8569	0.1906	1.1508	2.9383	245.1977	14.5900	38.2200	50.1600	0.8307		
Promedio	95.8699	0.9496	0.3612	1.2554	3.3332	249.9149	43.0940	38.3687	50.2677	0.9533		
Máximo	96.3243	1.1280	0.4518	1.3125	3.9992	254.8294	331.1700	38.5800	50.4000	1.1551		
Desv. Est.	0.22345	0.05843	0.04987	0.03587	0.22036	2.39599	79.64245	0.07551	0.06345	0.07949		

Observaciones: DATOS OBTENIDOS DE LOS ANALIZADORES PROPIEDAD DE ENGIE.

INFORME MENSUAL SOBRE LAS ESPECIFICACIONES DEL GAS NATURAL (Registros Mínimos diarios)											
PERMISIONARIO:	TRACTEBEL DIGAQRO, S.A. de C.V.										
PUNTO DE MEDICIÓN:	La Lira										
ZONA DE MEDICIÓN:	SUR										

FECHA: (dd/mm/aa)	Metano (% vol)	Bióxido de Carbono (% vol)	Nitrógeno (% vol)	Total Inertes (% vol)	Etano (% vol)	Temperatura de Rocio (K)	Humedad (mg/m <sup>3</sup> )	Poder Calorífico (MJ/m <sup>3</sup> )	Índice Wobbe (MJ/m <sup>3</sup> )	Acido Sulfhídrico (mg/m <sup>3</sup> )	Azufre total* (mg/m <sup>3</sup> )	Oxígeno* (% vol)
	83.0 MÍN.	3.0 MÁX.	6.0 MÁX.	6.0 MÁX.	11.0 MÁX.	271.15 MÁX	110.0 MÁX.	36.8 MÍN.	47.3 MÍN.	6.0 MÁX.	150.0 MÁX.	0.2 MÁX.
01/04/2019	95.2120	0.8603	0.2885	1.1712	3.0800	247.8226	13.8900	38.3400	50.2200	0.5964		
02/04/2019	95.2727	0.8484	0.2825	1.1626	3.0325	244.5361	13.5900	38.2900	50.2000	0.5964		
03/04/2019	95.3072	0.8458	0.2773	1.1570	2.9961	245.5635	13.2900	38.2600	50.1600	0.6145		
04/04/2019	95.2464	0.8433	0.3015	1.1941	2.7200	242.9432	13.5900	38.1700	50.1200	0.6055		
05/04/2019	95.3728	0.8015	0.2734	1.1367	2.7229	243.1973	14.4900	38.1600	50.1000	0.6505		
06/04/2019	95.5751	0.8746	0.2537	1.1570	2.6465	242.9285	16.1000	38.1400	50.0900	0.5424		
07/04/2019	95.3314	0.8500	0.2784	1.1408	2.8894	243.8334	17.0000	38.2000	50.1200	0.4973		
08/04/2019	95.3861	0.8608	0.2541	1.1475	2.6419	242.0185	17.1000	38.1400	50.1100	0.6505		
09/04/2019	95.2430	0.8818	0.2609	1.1919	2.6568	243.7048	17.7100	38.1300	50.0700	0.5153		
10/04/2019	95.2792	0.8359	0.2703	1.1512	2.8916	243.0848	17.9100	38.1900	50.1300	0.5244		
11/04/2019	95.1988	0.7825	0.2580	1.1178	3.0040	242.3069	17.7100	38.2500	50.1800	0.4793		
12/04/2019	95.3527	0.8930	0.2832	1.1920	2.7676	242.3080	18.4100	38.1500	50.0800	0.4252		
13/04/2019	95.2792	0.8689	0.2799	1.1900	2.8794	240.9651	19.4200	38.2000	50.1200	0.4613		
14/04/2019	95.3021	0.9141	0.2819	1.2284	2.9430	241.5763	19.4200	38.2000	50.0900	0.5514		
15/04/2019	95.3626	0.8800	0.2921	1.2340	2.8217	240.0279	19.2200	38.1600	50.0900	0.5334		
16/04/2019	95.1174	0.7648	0.3064	1.1365	3.0532	239.1307	19.2200	38.2200	50.1300	0.5334		
17/04/2019	95.0985	0.7636	0.3176	1.1396	2.9321	240.0910	17.0000	38.2100	50.1700	0.5063		
18/04/2019	95.6062	0.7833	0.3498	1.1463	2.4836	238.0300	16.9000	38.0600	50.0500	0.5514		
19/04/2019	95.7086	0.8671	0.2754	1.1971	2.4857	239.2908	16.6000	38.0400	49.9900	0.5334		
20/04/2019	95.3197	0.7629	0.2375	1.0419	2.8872	237.0525	16.2000	38.2100	50.1500	0.5153		
21/04/2019	95.0048	0.7448	0.2629	1.1137	3.1022	240.0118	14.6900	38.2800	50.2200	0.4973		
22/04/2019	94.6786	0.8400	0.1712	1.1078	3.0662	245.9698	15.2000	38.3100	50.2400	0.3982		
23/04/2019	95.2742	0.8552	0.1300	1.0601	2.8186	240.9002	18.3100	38.2100	50.1600	0.4343		
24/04/2019	95.5132	0.9508	0.1245	1.0875	2.3997	241.2651	18.6100	38.0300	49.9500	0.5153		
25/04/2019	95.6868	0.8679	0.1832	1.1847	2.5366	243.8728	18.9100	38.0900	50.0300	0.5334		
26/04/2019	95.1112	0.8417	0.2492	1.1699	2.5906	242.1786	18.3100	38.1100	50.0800	0.5334		
27/04/2019	95.6745	0.9082	0.1498	1.1313	2.4685	240.3869	18.2100	38.0800	50.0400	0.5424		
28/04/2019	95.4905	0.7784	0.1641	1.1221	2.5744	242.3094	18.3100	38.1300	50.0900	0.4523		
29/04/2019	95.2919	0.7869	0.3120	1.1291	2.7070	243.5323	17.6100	38.1600	50.1300	0.5334		
30/04/2019	95.3992	0.7568	0.2902	1.0730	2.6572	240.7885	17.6100	38.1700	50.1800	0.5334		

\*/ Los valores trimestrales se deberán reportar en los meses de enero, abril, julio y octubre de cada año, respecto del trimestre inmediato anterior.

Mínimo	94.6786	0.7448	0.1245	1.0419	2.3997	237.0525	13.2900	38.0300	49.9500	0.3982		
Promedio	95.3232	0.8371	0.2553	1.1471	2.7819	242.0542	17.0180	38.1763	50.1163	0.5286		
Máximo	95.7086	0.9508	0.3498	1.2340	3.1022	247.8226	19.4200	38.3400	50.2400	0.6505		
Desv. Est.	0.21430	0.05292	0.05700	0.04564	0.20700	2.34795	1.87708	0.07681	0.06682	0.06050		

Observaciones: DATOS OBTENIDOS DE LOS ANALIZADORES PROPIEDAD DE ENGIE.