



INFORME MENSUAL SOBRE LAS ESPECIFICACIONES DEL GAS NATURAL (Valores promedio diarios)											
PERMISIONARIO:	TRACTEBEL GNP, S.A. de C.V.										
PUNTO DE MEDICIÓN:	Nuevo Madero										
ZONA DE MEDICIÓN:	RESTO DEL PAÍS										

FECHA: (dd/mm/aa)	Metano (% vol)	Bióxido de Carbono (% vol)	Nitrógeno (% vol)	Total Inertes (% vol)	Etano (% vol)	Temperatura de Rocio (K)	Humedad (mg/m ³)	Poder Calorífico (MJ/m ³)	Índice Wobbe (MJ/m ³)	Acido Sulfhídrico (mg/m ³)	Azufre total* (mg/m ³)	Oxígeno* (% vol)
	84.0 MÍN.	3.0 MÁX.	4.0 MÁX.	4.0 MÁX.	11.0 MÁX.	271.15 MÁX	110.0 MÁX.	37.3 MÍN.	48.2 MÍN.	6.0 MÁX.	150.0 MÁX.	0.2 MÁX.
01/04/2019	94.8091	0.9370	0.2867	1.2238	3.3440	276.5466	22.2400	38.8200	50.4800	1.0477	<10.8	0.00
02/04/2019	94.6498	0.9089	0.2699	1.1787	3.6240	273.7500	20.5000	38.8500	50.5300	1.0733		
03/04/2019	94.5000	0.8882	0.2753	1.1635	3.8956	264.6702	20.0300	38.7900	50.5100	1.2134		
04/04/2019	94.4875	0.8906	0.2626	1.1531	3.9380	261.8332	19.9300	38.7800	50.5000	1.1838		
05/04/2019	94.5016	0.8814	0.2556	1.1370	3.9632	260.5240	17.5700	38.7700	50.5000	1.1128		
06/04/2019	94.5658	0.9686	0.2766	1.2452	3.9430	261.6086	20.1600	38.6200	50.3500	1.1907		
07/04/2019	94.7043	0.9521	0.2851	1.2372	3.8032	261.7381	19.7700	38.5900	50.3500	1.2232		
08/04/2019	94.5893	1.0080	0.2799	1.2880	3.6777	271.4983	19.6400	38.7400	50.3900	1.3556		
09/04/2019	94.7755	0.9766	0.2934	1.2700	3.4787	279.7644	20.6700	38.7600	50.4200	1.3316		
10/04/2019	94.6521	0.9455	0.2855	1.2310	3.8716	263.1516	20.2600	38.6100	50.3600	1.2336		
11/04/2019	94.9319	0.9907	0.2834	1.2740	3.5642	261.2795	19.7700	38.4800	50.2600	1.3292		
12/04/2019	95.0417	0.9941	0.2889	1.2830	3.4545	260.4146	19.6000	38.4400	50.2300	1.3266		
13/04/2019	94.6941	0.9343	0.2694	1.2038	3.7489	257.9654	18.8900	38.6400	50.3900	1.2996		
14/04/2019	94.5066	0.9312	0.2669	1.1980	3.9502	257.9783	19.0100	38.6900	50.4300	1.2980		
15/04/2019	94.2927	0.8695	0.2661	1.1356	4.1248	257.5821	18.3100	38.8200	50.5400	1.3038		
16/04/2019	94.3071	0.7998	0.2471	1.0469	4.0223	256.3763	18.1900	38.9300	50.6600	1.2621		
17/04/2019	94.4246	0.6707	0.2077	0.8784	3.8154	256.0097	17.6100	39.1000	50.8600	1.0244		
18/04/2019	94.0625	0.5793	0.1428	0.7221	4.0424	253.2099	16.8000	39.4100	51.1200	0.8505		
19/04/2019	93.9866	0.5055	0.1398	0.6452	4.0640	252.4865	16.9400	39.5200	51.2500	0.5964		
20/04/2019	93.8599	0.5049	0.1662	0.6711	4.1506	256.0252	17.1200	39.5600	51.2500	0.5768		
21/04/2019	94.4121	0.7094	0.2173	0.9267	3.7363	263.9994	18.1300	39.1000	50.8300	0.7914		
22/04/2019	95.4931	0.9794	0.2377	1.2171	2.9846	270.6380	19.6500	38.4100	50.2400	1.1641		
23/04/2019	95.3627	1.0737	0.2200	1.2937	3.0679	264.2738	22.1000	38.3700	50.1600	1.4550		
24/04/2019	95.1875	1.0208	0.2624	1.2832	3.3179	261.0193	19.2900	38.4000	50.2000	1.5166		
25/04/2019	94.5096	0.9422	0.2750	1.2172	3.7263	269.1048	18.4500	38.8200	50.4800	1.5798		
26/04/2019	94.3036	0.9968	0.2586	1.2555	3.7064	285.5022	20.9400	39.0600	50.5900	1.3802		
27/04/2019	95.1345	0.9718	0.2578	1.2296	3.3201	269.5207	22.8000	38.5200	50.3100	1.1412		
28/04/2019	95.3164	0.9389	0.3120	1.2509	3.1554	264.0393	20.7200	38.4100	50.2400	1.0378		
29/04/2019	95.0754	0.9825	0.2858	1.2683	3.3569	263.1514	19.5600	38.4800	50.2600	1.2413		
30/04/2019	95.3469	1.0191	0.2846	1.3038	3.1099	262.1627	20.9800	38.3600	50.1700	1.3852		

*/ Los valores trimestrales se deberán reportar en los meses de enero, abril, julio y octubre de cada año, respecto del trimestre inmediato anterior.

Mínimo	93.8599	0.5049	0.1398	0.6452	2.9846	252.4865	16.8000	38.3600	50.1600	0.5768		
Promedio	94.6828	0.8924	0.2553	1.1477	3.6653	263.9275	19.5210	38.7617	50.4953	1.1842		
Máximo	95.4931	1.0737	0.3120	1.3038	4.1506	285.5022	22.8000	39.5600	51.2500	1.5798		
Desv. Est.	0.41952	0.14981	0.04277	0.18716	0.33577	7.72483	1.53712	0.32719	0.29702	0.23720		

Observaciones: DATOS OBTENIDOS DE LOS ANALIZADORES PROPIEDAD DE ENGIE.


INFORME MENSUAL SOBRE LAS ESPECIFICACIONES DEL GAS NATURAL (Registros Máximos diarios)											
PERMISIONARIO:	TRACTEBEL GNP, S.A. de C.V.										
PUNTO DE MEDICIÓN:	Nuevo Madero										
ZONA DE MEDICIÓN:	RESTO DEL PAÍS										

FECHA: (dd/mm/aa)	Metano (% vol)	Bióxido de Carbono (% vol)	Nitrógeno (% vol)	Total Inertes (% vol)	Etano (% vol)	Temperatura de Rocio (K)	Humedad (mg/m ³)	Poder Calorífico (MJ/m ³)	Índice Wobbe (MJ/m ³)	Acido Sulfhídrico (mg/m ³)	Azufre total* (mg/m ³)	Oxígeno* (% vol)
	84.0 MÍN.	3.0 MÁX.	4.0 MÁX.	4.0 MÁX.	11.0 MÁX.	271.15 MÁX	110.0 MÁX.	43.6 MÁX.	53.2 MÁX.	6.0 MÁX.	150.0 MÁX.	0.2 MÁX.
01/04/2019	95.1048	0.9828	0.3033	1.2686	3.4889	280.3103	23.8400	38.9100	50.5500	1.2001		
02/04/2019	94.9077	0.9851	0.2962	1.2774	4.0347	284.9610	323.4300	39.0700	50.6400	1.5065		
03/04/2019	94.8528	0.9446	0.2964	1.2046	4.1445	273.9229	46.2500	38.9400	50.5800	1.4524		
04/04/2019	94.6124	0.9361	0.2835	1.2110	4.1469	266.5723	45.6500	38.8400	50.5500	1.3263		
05/04/2019	94.7216	0.9792	0.2754	1.2459	4.0981	263.3357	323.3300	38.8200	50.5400	1.2722		
06/04/2019	94.7839	1.0074	0.2926	1.2927	4.0467	263.5994	35.7000	38.6700	50.4100	1.3984		
07/04/2019	94.8986	0.9879	0.3065	1.2835	3.9962	263.6226	45.5500	38.6700	50.4000	1.4434		
08/04/2019	95.0986	1.0884	0.3096	1.3628	4.1467	287.3298	21.3300	39.0100	50.5400	1.5696		
09/04/2019	94.9720	1.0225	0.3072	1.3175	3.9215	288.8799	21.9300	39.0200	50.5700	1.5515		
10/04/2019	94.9897	1.0057	0.3110	1.3026	4.1715	269.7922	21.6300	38.7100	50.4500	1.7227		
11/04/2019	95.3919	1.0417	0.2926	1.3311	4.1303	263.2434	21.0200	38.6600	50.3700	1.8219		
12/04/2019	95.2244	1.0333	0.3057	1.3218	3.8337	263.3713	20.5200	38.5600	50.3100	1.8129		
13/04/2019	95.4416	1.0002	0.2902	1.2854	4.0064	260.4984	20.3200	38.8100	50.5100	1.4524		
14/04/2019	94.5916	0.9745	0.2791	1.2470	4.2817	261.4994	20.1200	38.7900	50.4700	1.5065		
15/04/2019	94.6289	0.9616	0.2902	1.2506	4.3296	261.9404	19.6200	38.9000	50.6100	1.5245		
16/04/2019	94.7846	0.8788	0.2741	1.1413	4.3436	259.9767	19.1100	39.0500	50.7200	1.6236		
17/04/2019	94.9078	0.8831	0.2612	1.1443	4.3664	261.9864	19.2200	39.8300	51.5200	1.2902		
18/04/2019	94.1387	0.6281	0.1667	0.7731	4.2612	256.5896	17.9100	39.7100	51.4100	1.0289		
19/04/2019	94.3332	0.5533	0.2243	0.7158	4.3777	260.2065	18.2100	39.8200	51.5200	0.7857		
20/04/2019	94.1818	0.5361	0.2651	0.7399	4.5688	261.5025	18.3100	39.7600	51.3400	0.7767		
21/04/2019	94.8852	0.7889	0.2468	0.9952	4.0434	269.1710	19.5200	39.5000	51.2100	1.4344		
22/04/2019	95.7841	1.1288	0.2679	1.3325	3.3912	279.7256	36.7000	39.0000	50.7600	1.5786		
23/04/2019	95.7435	1.3412	0.2864	1.5327	3.4898	271.0811	28.9600	38.5000	50.2900	1.6687		
24/04/2019	95.3112	1.0525	0.3009	1.3252	3.4898	262.6484	323.1300	38.5000	50.2800	1.7137		
25/04/2019	95.1622	1.0225	0.3080	1.3136	4.1950	290.4770	44.0400	39.4200	50.8400	1.8038		
26/04/2019	95.0830	1.0833	0.2974	1.3382	4.2818	291.1804	24.1400	39.3800	50.8000	1.8309		
27/04/2019	95.3886	1.0711	0.3340	1.2838	3.6230	286.1232	24.7400	38.8500	50.4900	1.5335		
28/04/2019	95.4420	0.9753	0.3353	1.2907	3.3876	269.0006	22.4300	38.5700	50.3500	1.4254		
29/04/2019	95.5131	1.0580	0.3086	1.3389	3.7261	285.0006	43.9400	38.5700	50.3500	1.5335		
30/04/2019	95.4883	1.0671	0.3090	1.3425	3.2667	263.2407	42.9300	38.4300	50.2000	1.5425		

*/ Los valores trimestrales se deberán reportar en los meses de enero, abril, julio y octubre de cada año, respecto del trimestre inmediato anterior.

Mínimo	94.1387	0.5361	0.1667	0.7158	3.2667	256.5896	17.9100	38.4300	50.2000	0.7767		
Promedio	95.0123	0.9673	0.2875	1.2270	3.9863	270.6930	57.1177	38.9757	50.6527	1.4710		
Máximo	95.7841	1.3412	0.3353	1.5327	4.5688	291.1804	323.4300	39.8300	51.5200	1.8309		
Desv. Est.	0.41957	0.16319	0.03263	0.18655	0.34879	10.99457	90.78192	0.41490	0.37575	0.26489		

Observaciones: DATOS OBTENIDOS DE LOS ANALIZADORES PROPIEDAD DE ENGIE.

INFORME MENSUAL SOBRE LAS ESPECIFICACIONES DEL GAS NATURAL (Registros Mínimos diarios)											
PERMISIONARIO:	TRACTEBEL GNP, S.A. de C.V.										
PUNTO DE MEDICIÓN:	Nuevo Madero										
ZONA DE MEDICIÓN:	RESTO DEL PAÍS										

FECHA: (dd/mm/aa)	Metano (% vol)	Bióxido de Carbono (% vol)	Nitrógeno (% vol)	Total Inertes (% vol)	Etano (% vol)	Temperatura de Rocío (K)	Humedad (mg/m ³)	Poder Calorífico (MJ/m ³)	Índice Wobbe (MJ/m ³)	Acido Sulfhídrico (mg/m ³)	Azufre total* (mg/m ³)	Oxígeno* (% vol)
	84.0 MÍN.	3.0 MÁX.	4.0 MÁX.	4.0 MÁX.	11.0 MÁX.	271.15 MÁX	110.0 MÁX.	37.3 MÍN.	48.2 MÍN.	6.0 MÁX.	150.0 MÁX.	0.2 MÁX.
01/04/2019	94.6963	0.9014	0.2733	1.1850	3.1149	268.3969	20.1200	38.6600	50.3600	0.8848		
02/04/2019	94.3009	0.8534	0.2401	1.1315	3.3406	264.0247	20.1200	38.6500	50.3500	0.8848		
03/04/2019	94.1917	0.8514	0.2559	1.1288	3.5804	258.4209	14.6900	38.6700	50.4400	1.0109		
04/04/2019	94.2855	0.8526	0.2439	1.1146	3.7834	258.8346	9.6700	38.7000	50.4200	0.9569		
05/04/2019	94.3584	0.8607	0.2430	1.1152	3.7252	258.0691	9.6700	38.6400	50.3600	0.9659		
06/04/2019	94.4687	0.9142	0.2591	1.1917	3.7065	259.5261	9.5700	38.5300	50.2800	1.0470		
07/04/2019	94.5073	0.9192	0.2719	1.2065	3.6372	259.8770	8.8600	38.5400	50.2900	0.8577		
08/04/2019	94.0725	0.9478	0.2706	1.2263	3.3573	260.4560	18.2100	38.4800	50.2500	1.1010		
09/04/2019	94.3865	0.9105	0.2769	1.2047	3.2672	262.7567	14.9900	38.5400	50.2800	1.0380		
10/04/2019	94.3061	0.9087	0.2593	1.1776	3.4919	258.6967	14.7900	38.5500	50.3200	1.0380		
11/04/2019	94.3294	0.9523	0.2763	1.2366	3.0914	256.1486	17.9100	38.3800	50.2000	0.8487		
12/04/2019	94.6791	0.9626	0.2791	1.2559	3.2747	256.6997	18.3100	38.3800	50.1800	1.1911		
13/04/2019	94.3362	0.9051	0.2551	1.1633	3.1814	255.6686	17.4100	38.3800	50.2200	1.1281		
14/04/2019	94.1422	0.9070	0.2391	1.1749	3.8629	254.7501	17.5100	38.6500	50.3800	1.1010		
15/04/2019	94.0971	0.8266	0.2376	1.0981	3.8302	254.5757	17.0000	38.6200	50.3500	0.9388		
16/04/2019	93.9410	0.7624	0.2338	0.9998	3.5581	252.7141	17.1000	38.8200	50.5500	1.0289		
17/04/2019	93.5707	0.3672	0.1182	0.4854	3.4824	246.0007	15.3000	38.6500	50.4400	0.7136		
18/04/2019	93.7211	0.4307	0.1196	0.5536	3.9693	243.5814	13.8900	39.3300	51.0600	0.6865		
19/04/2019	93.5235	0.3792	0.1037	0.4830	3.7556	244.6297	9.0600	39.3900	51.1400	0.4072		
20/04/2019	93.1972	0.4660	0.1503	0.6298	3.8726	248.8189	15.7000	39.4600	51.1800	0.3622		
21/04/2019	93.9757	0.5192	0.1617	0.6862	3.2868	255.8867	16.4000	38.9400	50.7100	0.5153		
22/04/2019	94.7059	0.7215	0.1845	0.9170	2.7527	265.6257	17.6100	38.2900	50.1300	0.6685		
23/04/2019	95.0163	0.9879	0.1858	1.1944	2.4719	259.0328	18.5100	38.1000	49.8400	1.1461		
24/04/2019	95.0163	0.9927	0.2010	1.2222	3.1800	259.3050	18.5100	38.3600	50.1600	1.1461		
25/04/2019	93.6243	0.8482	0.2267	1.0828	3.3305	258.1285	16.2000	38.4000	50.1900	1.2092		
26/04/2019	93.6540	0.9121	0.2258	1.1664	3.2176	281.3802	9.5700	38.7300	50.4400	0.7947		
27/04/2019	94.6172	0.8859	0.2087	1.1819	3.0480	261.4267	21.0200	38.3700	50.2100	0.7947		
28/04/2019	95.0459	0.8984	0.2933	1.2190	2.9856	259.6429	19.1100	38.3600	50.1900	0.9028		
29/04/2019	94.6424	0.9110	0.2687	1.2064	2.9515	261.0202	8.6600	38.3500	50.1700	0.8487		
30/04/2019	95.1583	0.9880	0.2698	1.2696	3.0029	261.2259	9.0600	38.3200	50.1300	1.1731		

*/ Los valores trimestrales se deberán reportar en los meses de enero, abril, julio y octubre de cada año, respecto del trimestre inmediato anterior.

Mínimo	93.1972	0.3672	0.1037	0.4830	2.4719	243.5814	8.6600	38.1000	49.8400	0.3622		
Promedio	94.2856	0.8181	0.2278	1.0636	3.3704	258.1774	15.1510	38.6080	50.3740	0.9130		
Máximo	95.1583	0.9927	0.2933	1.2696	3.9693	281.3802	21.0200	39.4600	51.1800	1.2092		
Desv. Est.	0.49147	0.18654	0.05239	0.23906	0.36293	7.19446	3.96614	0.32018	0.29876	0.22324		

Observaciones: DATOS OBTENIDOS DE LOS ANALIZADORES PROPIEDAD DE ENGIE.