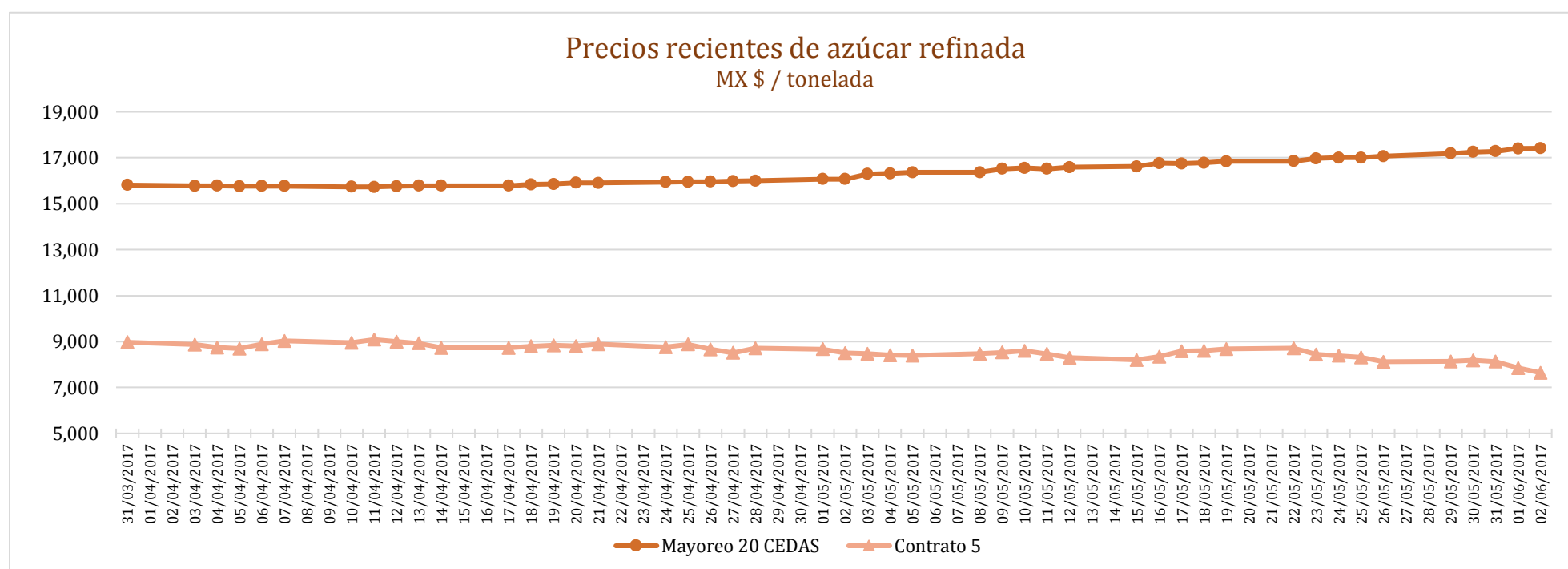
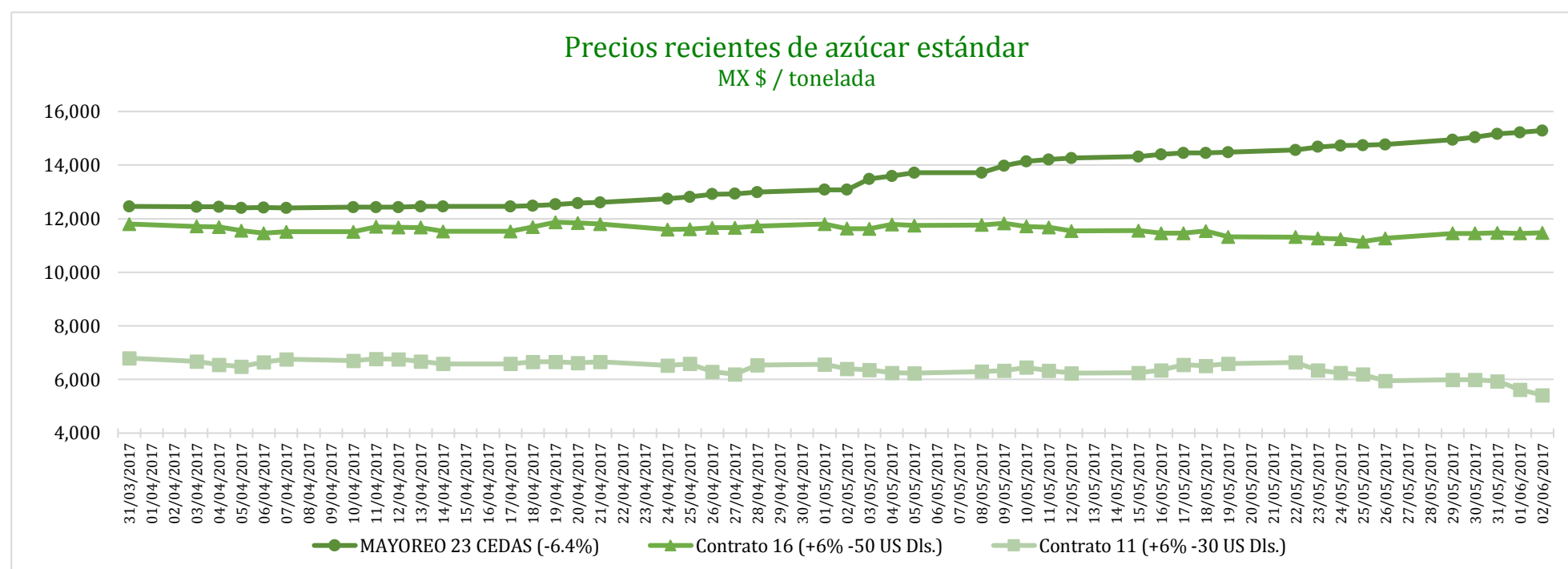


PRECIOS RECIENTES

CONCEPTO	29/05/2017	30/05/2017	31/05/2017	01/06/2017	02/06/2017	Promedio Semanal	Promedio Mensual	Promedio del ciclo
Tipo de cambio fix (MX Pesos / US Dólar)	18.51	18.66	18.69	18.59	18.62	18.62	18.76	19.75
MX \$ / TONELADA								
AZÚCAR ESTÁNDAR								
Mayoreo 23 CEDAS (-6.4%)	14,950.86	15,047.89	15,165.39	15,218.86	15,289.27	15,134.45	14,343.48	13,211.64
Contrato 16 (+6% -50 US Dls.)	---	11,453.89	11,470.21	11,454.26	11,470.46	11,462.20	11,529.48	12,471.47
Contrato 11 (+6% -30 US Dls.)	---	5,991.28	5,934.30	5,625.47	5,420.21	5,742.81	6,319.10	8,239.46
Consumidor *	---	---	---	---	---	22,498.33	21,611.27	21,416.15
AZÚCAR REFINADA								
Mayoreo 20 CEDAS	17,186.24	17,251.24	17,282.44	17,398.60	17,411.60	17,306.02	16,742.76	16,056.05
Contrato 5	8,130.51	8,182.43	8,126.80	7,848.57	7,639.95	7,985.65	8,415.88	10,244.71
Consumidor *	---	---	---	---	---	25,073.33	24,386.67	23,949.36

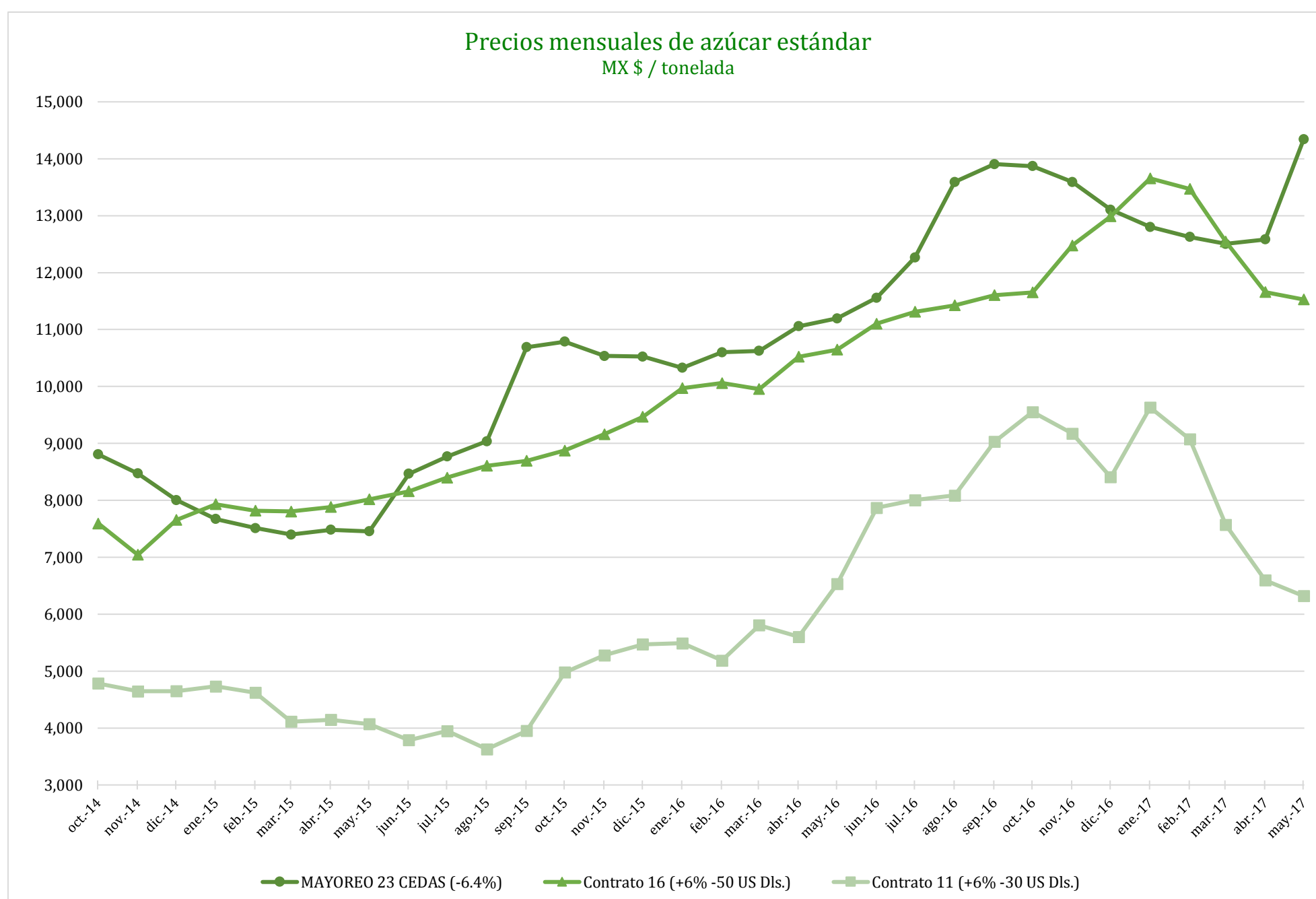
* Nota: Precios promedio al consumidor en la Ciudad de México, Guadalajara, Jal., y Monterrey, N.L.



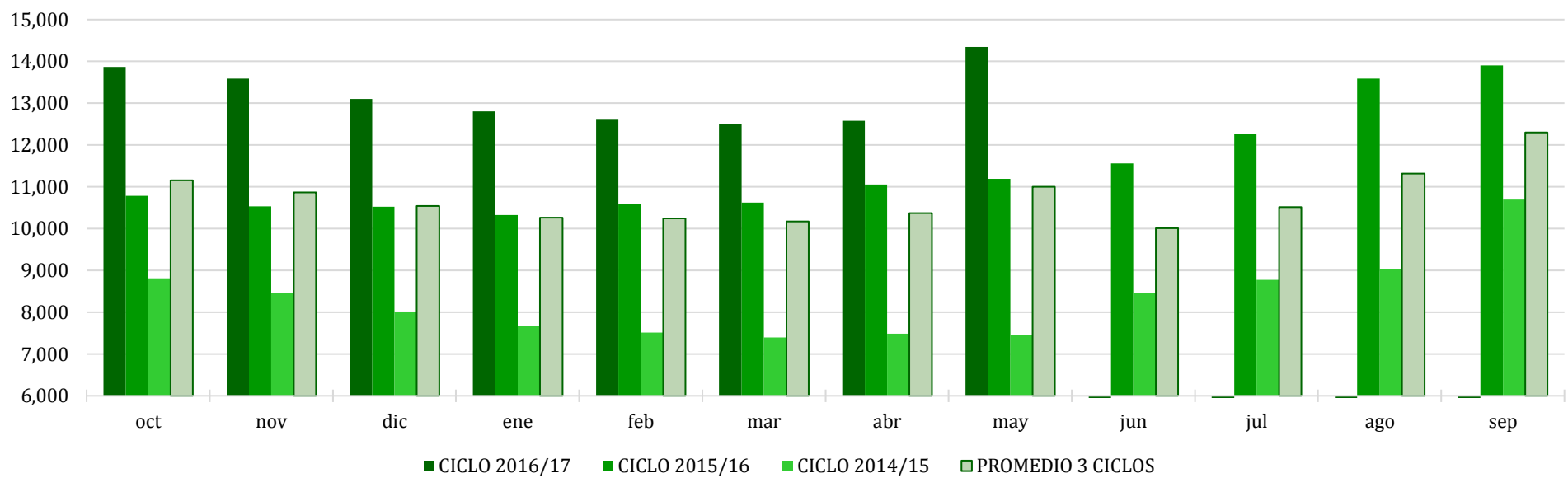
COMPARATIVO CICLO 2016/17 VS 2015/16

CONCEPTO	Promedio semanal (Sem. 34 de cada ciclo)			Promedio mensual de cada ciclo			Promedio de cada ciclo		
	29 May al 2 Jun 2017 (a)	30 May al 3 Jun 2016 (b)	Variación %	1 al 31 May 2017 (a)	2 al 31 May 2016 (b)	Variación %	1 Oct 2016 al 2 Jun 2017 (a)	1 Oct 2015 al 3 Jun 2016 (b)	Variación %
	MX Pesos / tonelada		(a) / (b)	MX Pesos / tonelada		(a) / (b)	MX Pesos / tonelada		(a) / (b)
Tipo de cambio fix (MX Pesos / US Dólar)	18.62	18.53	0.46	18.76	18.14	3.42	19.75	17.53	12.64
AZÚCAR ESTÁNDAR									
Mayoreo 23 CEDAS (-6.4%)	15,134.45	11,354.31	33.29	14,343.48	11,197.25	28.10	13,211.64	10,718.95	23.26
Contrato 16 (+6% -50 US Dls.)	11,462.20	8,512.28	34.65	11,529.48	10,662.32	8.13	12,471.47	9,853.34	26.57
Contrato 11 (+6% -30 US Dls.)	5,742.81	5,772.81	-0.52	6,319.10	6,491.42	-2.65	8,239.46	5,581.21	47.63
Consumidor *	22,498.33	18,506.67	21.57	21,611.27	18,241.52	18.47	21,416.15	17,070.63	25.46
AZÚCAR REFINADA									
Mayoreo 20 CEDAS	17,306.02	13,196.25	31.14	16,742.76	13,185.87	26.98	16,056.05	12,636.57	27.06
Contrato 5	7,985.65	9,091.04	-12.16	8,415.88	8,627.40	-2.45	10,244.71	7,316.37	40.02
Consumidor *	25,073.33	19,795.00	26.66	24,386.67	19,744.17	23.51	23,949.36	18,870.09	26.92

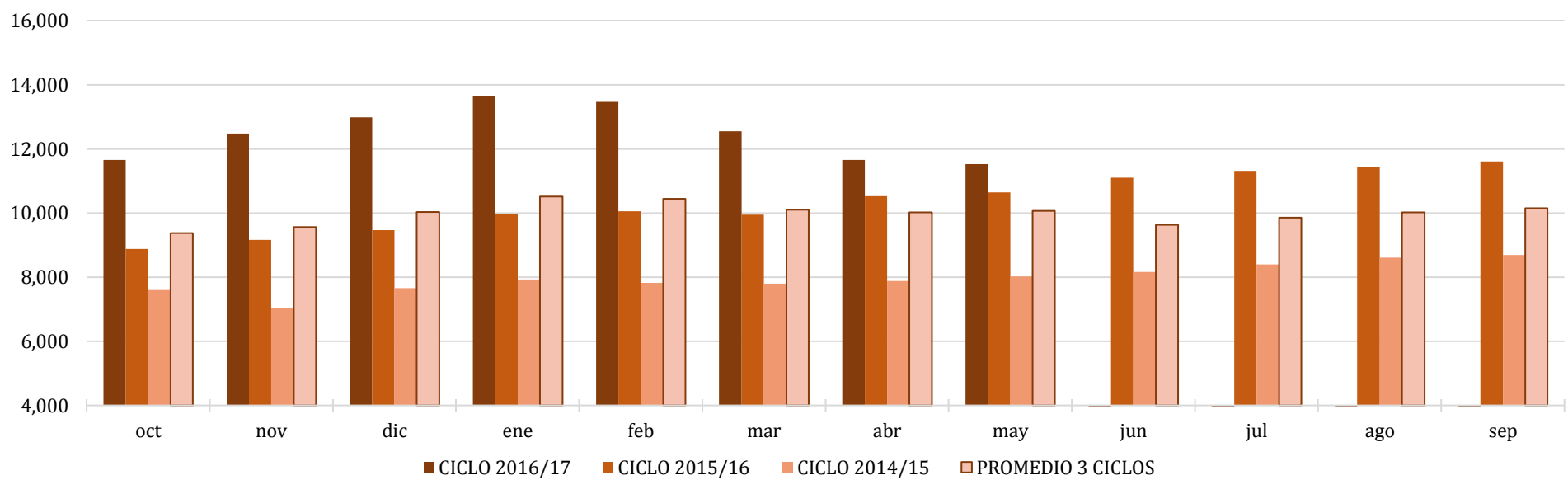
* Nota: Precios promedio al consumidor en la Ciudad de México, Guadalajara, Jal., y Monterrey, N.L.



Comparativo de precios mensuales al mayoreo, 23 CEDAS -6.4%
MX \$ / tonelada



Comparativo de precios mensuales Contrato 16, +6% - 50 US Dls.
MX \$ / tonelada



Comparativo de precios mensuales Contrato 11, +6% - 30 US Dls.
MX \$ / tonelada

