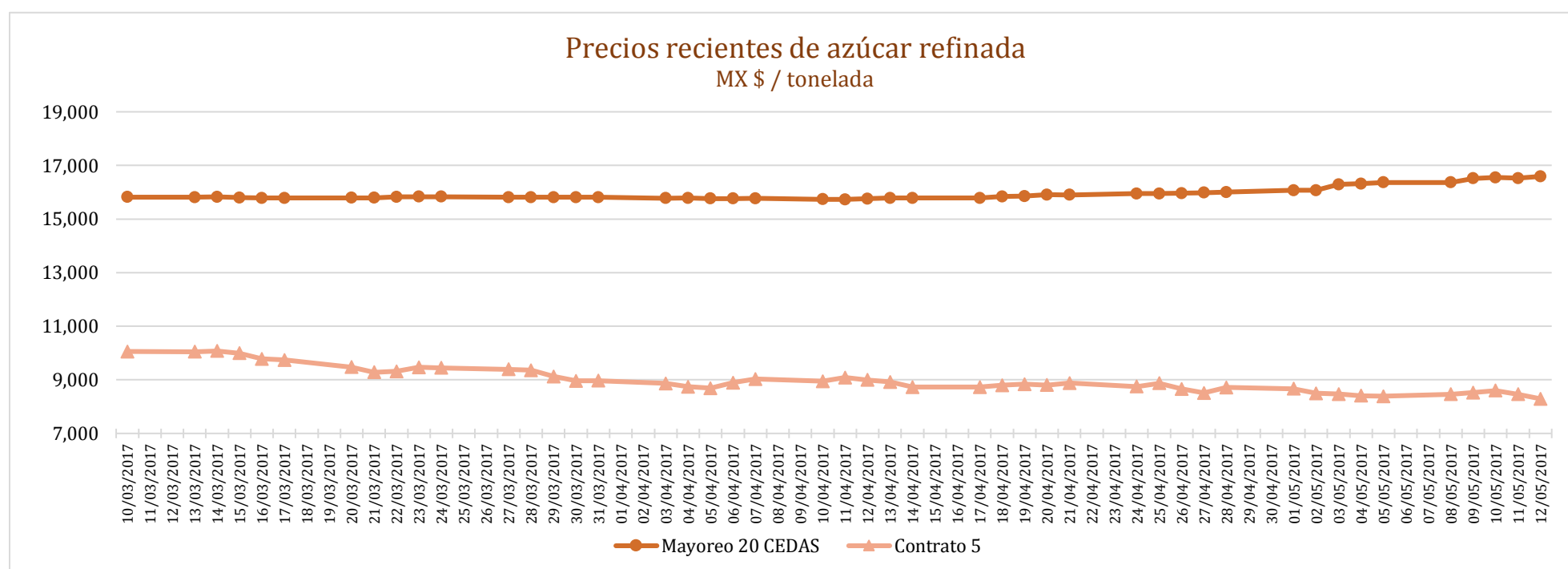
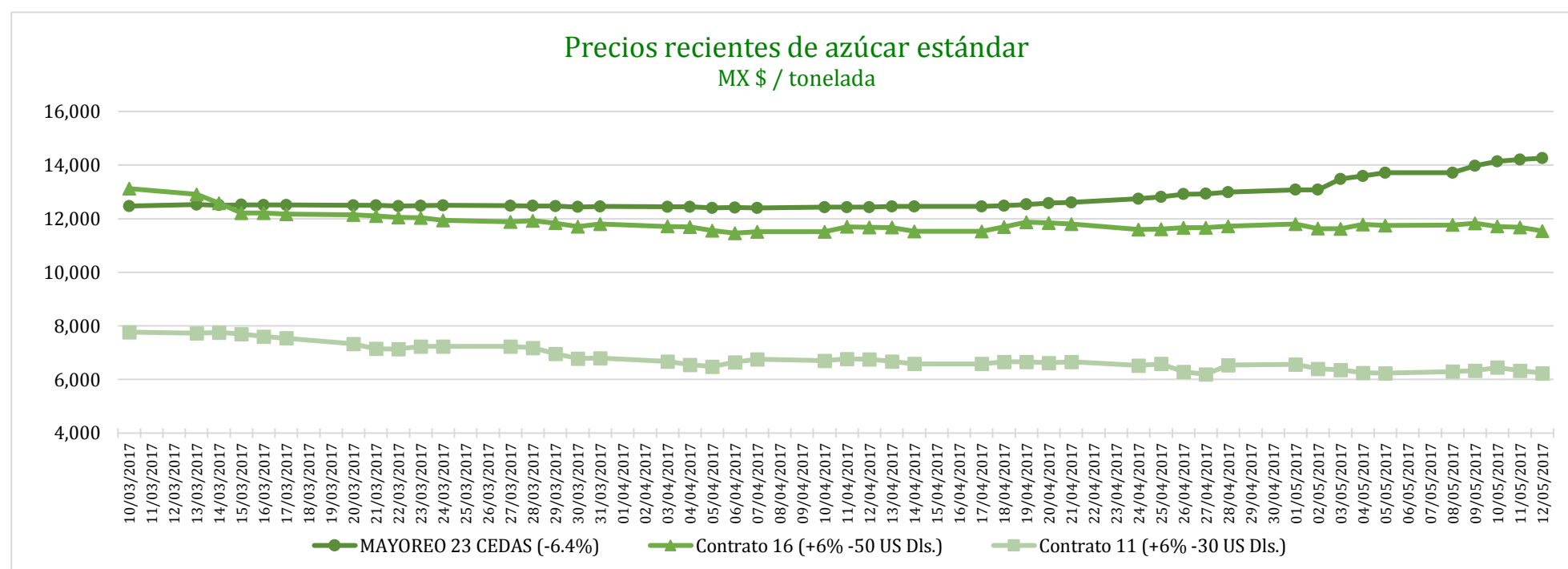


PRECIOS RECIENTES

CONCEPTO	08/05/2017	09/05/2017	10/05/2017	11/05/2017	12/05/2017	Promedio Semanal	Promedio Mensual	Promedio del ciclo
Tipo de cambio fix (MX Pesos / US Dólar)	19.12	19.14	18.96	18.90	18.76	18.97	18.93	19.86
MX \$ / TONELADA								
AZÚCAR ESTÁNDAR								
Mayoreo 23 CEDAS (-6.4%)	13,713.14	13,973.36	14,138.51	14,206.67	14,259.47	14,058.23	13,806.04	13,059.67
Contrato 16 (+6% -50 US Dls.)	11,767.07	11,833.04	11,714.30	11,680.44	11,542.93	11,707.56	11,713.14	12,569.90
Contrato 11 (+6% -30 US Dls.)	6,297.22	6,330.65	6,449.08	6,337.67	6,236.61	6,330.25	6,347.50	8,426.22
Consumidor *	---	---	---	---	---	21,088.33	21,064.63	21,350.07
AZÚCAR REFINADA								
Mayoreo 20 CEDAS	16,365.56	16,516.68	16,554.96	16,519.34	16,589.43	16,509.19	16,402.65	15,961.67
Contrato 5	8,464.74	8,525.27	8,597.77	8,461.39	8,291.65	8,468.16	8,477.08	10,431.89
Consumidor *	---	---	---	---	---	23,890.00	23,960.83	23,860.29

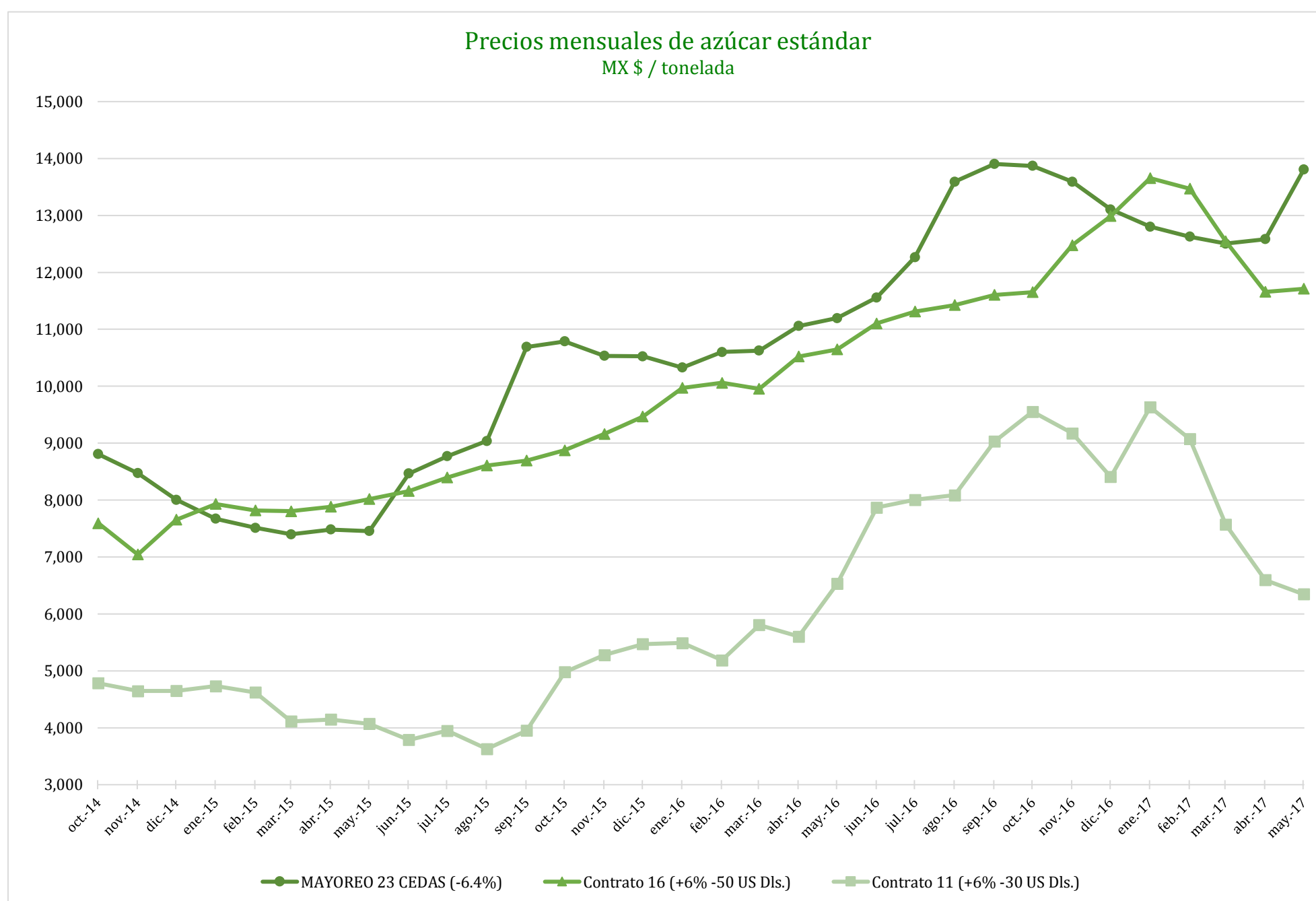
* Nota: Precios promedio al consumidor en la Ciudad de México, Guadalajara, Jal., y Monterrey, N.L.



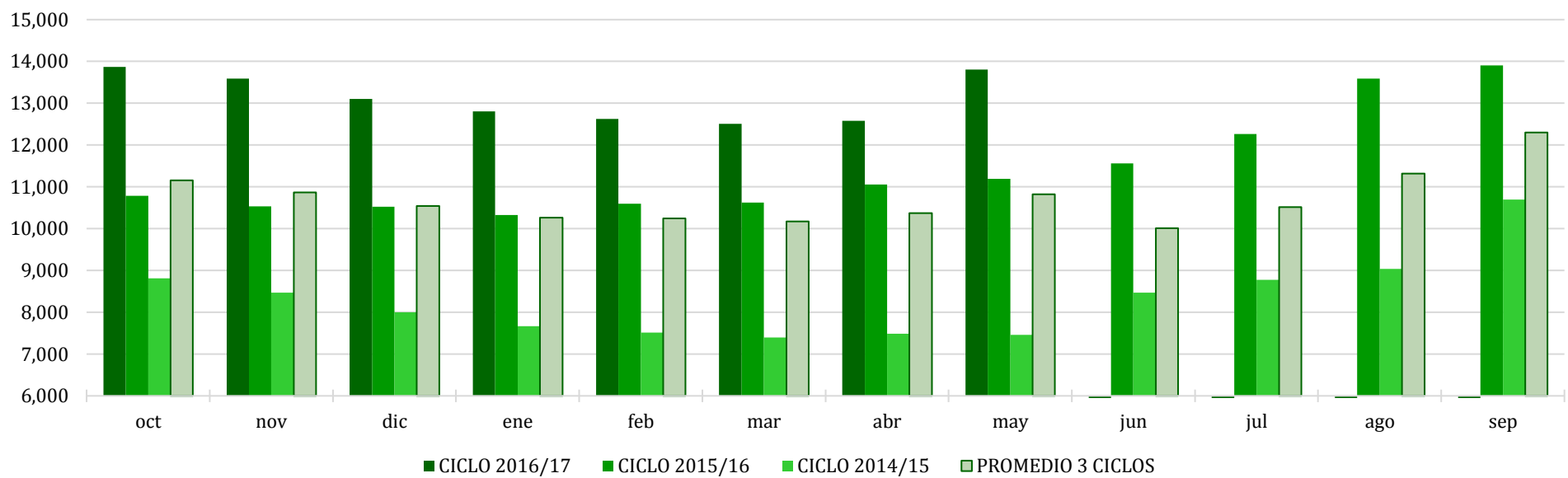
COMPARATIVO CICLO 2016/17 VS 2015/16

CONCEPTO	Promedio semanal (Sem. 31 de cada ciclo)			Promedio mensual de cada ciclo			Promedio de cada ciclo		
	8 al 12 May 2017 (a)	9 al 13 May 2016 (b)	Variación %	1 al 12 May 2017 (a)	2 al 13 May 2016 (b)	Variación %	1 Oct 2016 al 12 May 2017 (a)	1 Oct 2015 al 13 May 2016 (b)	Variación %
	MX Pesos / tonelada		(a) / (b)	MX Pesos / tonelada		(a) / (b)	MX Pesos / tonelada		(a) / (b)
Tipo de cambio fix (MX Pesos / US Dólar)	18.97	18.05	5.15	18.93	17.84	6.12	19.86	17.44	13.83
AZÚCAR ESTÁNDAR									
Mayoreo 23 CEDAS (-6.4%)	14,058.23	11,178.29	25.76	13,806.04	11,185.67	23.43	13,059.67	10,668.19	22.42
Contrato 16 (+6% -50 US Dls.)	11,707.56	10,748.40	8.92	11,713.14	10,623.12	10.26	12,569.90	9,778.71	28.54
Contrato 11 (+6% -30 US Dls.)	6,330.25	6,407.19	-1.20	6,347.50	6,264.71	1.32	8,426.22	5,460.35	54.32
Consumidor *	21,088.33	18,321.67	15.10	21,064.63	18,086.67	16.46	21,350.07	16,946.21	25.99
AZÚCAR REFINADA									
Mayoreo 20 CEDAS	16,509.19	13,190.24	25.16	16,402.65	13,171.83	24.53	15,961.67	12,582.47	26.86
Contrato 5	8,468.16	8,552.89	-0.99	8,477.08	8,389.03	1.05	10,431.89	7,164.14	45.61
Consumidor *	23,890.00	19,661.67	21.51	23,960.83	19,653.33	21.92	23,860.29	18,783.59	27.03

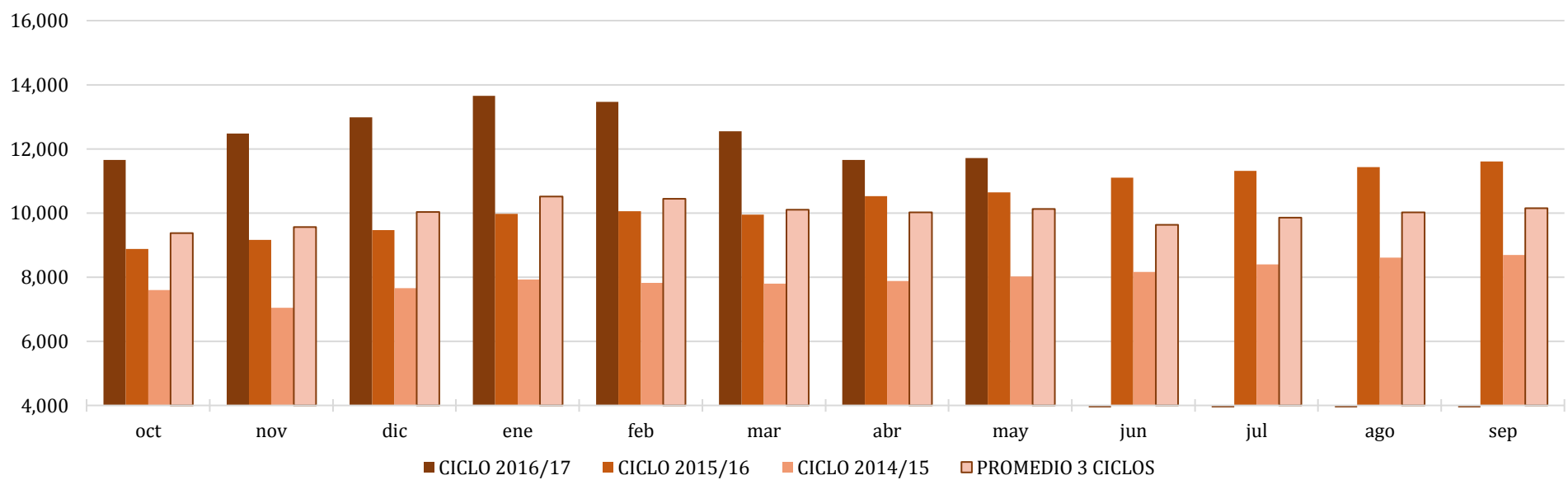
* Nota: Precios promedio al consumidor en la Ciudad de México, Guadalajara, Jal., y Monterrey, N.L.



Comparativo de precios mensuales al mayoreo, 23 CEDAS -6.4%
MX \$ / tonelada



Comparativo de precios mensuales Contrato 16, +6% - 50 US Dls.
MX \$ / tonelada



Comparativo de precios mensuales Contrato 11, +6% - 30 US Dls.
MX \$ / tonelada

