

**BANCO INVEX, S.A.,
INSTITUCION DE BANCA MULTIPLE,
INVEX GRUPO FINANCIERO
FIDEICOMISO /TRUST No. 649 "PATRIMONIO"
INFORME /TRUST No. 2016 - 12**

Periodo del Informe:

Fecha Inicio:

01-dic-16

Fecha Final:

31-dic-16

CARACTERISTICAS DE LA EMISION / ISSUE CHARACTERISTICS

| | | PATRICB 07 | PATRICB 07-2 |
|--------------------------------------|----------------------------------|-------------------|---------------------|
| Clave de Pizarra | Issue Name in the BMV | | |
| Fecha de Emisión | Issue Date | 02-jul-07 | |
| Fecha de Liquidación | Closing Date | 02-jul-07 | |
| Monto Total de la Emisión | Issue Amount | 990,000,000.00 | 110,000,000.00 |
| Tasa de rendimiento anual bruta fija | Annual Interest Rate | 8.12% | 10.73% |
| Fecha de Pago del Cupón 115 | Payment Date of the 115th Coupon | 25-ene-17 | |
| Fecha de Vencimiento | Maturity Date | 27-jul-37 | |

MOVIMIENTOS DEL PATRIMONIO / TRUST ESTATE

MOVIMIENTOS DE EFECTIVO

CASH FLOW

| | | |
|--|---|----------------------|
| Patrimonio Inicial | Beginning Balance | 15,722,012.79 |
| Cobranza de Principal | Amortizations | 3,321,524.37 |
| Cobranza de Intereses | Interests | 2,312,635.59 |
| Cobranza de Comisiones | Fees | 308,373.56 |
| Cobranza de Seguros | Insurance Premiums Collected | 212,088.44 |
| Recuperación por venta de viviendas | Sale of Properties | 517,507.10 |
| Depósitos sin aplicar | Non accrued collected amounts | 2,301,035.93 |
| Seguros de vida reclamados | Claims Over Life Insurance | 0.00 |
| Aplicación de Productos de Solución (Saldos Diferidos) | Solution Products Applied | -526,593.58 |
| Cuenta por pagar (Seguro de daños provisionado) | Accounts Payable (Insurance premiums) | 0.00 |
| Cancelación de Cuentas por cobrar | Payed Accounts Receivable | 0.00 |
| Cantidades Distribuidas en periodos anteriores | Amounts Distributed in previously periods | 0.00 |
| Rendimientos | Interest earned during the period | 90,517.66 |
| ISR pagado en el periodo | Tax (ISR) paid during the period | -7,948.29 |
| Pago por compra de Derechos de Cobro a SHF | Payment to SHF for additional Loans Assigned | 0.00 |
| Pago por compra de Derechos de Cobro a Patrimonio | Payment to Patrimonio for additional Loans Assigned | 0.00 |
| Comisión por Administración | Servicing Fee | -320,988.73 |
| Prima por Garantía a AMBAC | Premium Payable to Ambac | 0.00 |
| Primas de Seguros | Insurance Premiums | -257,262.64 |
| Cuentas por cobrar al corresponsal | Accounts receivable (Corresponsal) | 0.00 |
| Cuenta por cobrar | Accounts receivable | 0.00 |
| Canc. cta. por pagar seguros | Payment of accounts payable | 0.00 |
| Gastos de cobranza | Collection Expenses | -295,015.40 |
| Honorarios Fiduciarios (Apertura de Cuentas Externas) | Trustee Fee (Open Account Fees) | 0.00 |
| Honorarios Representante Común | Common Representative Fee | -32,226.71 |
| Anualidad BMV | BMV annual fee | 0.00 |
| Anualidad CNBV | CNBV annual fee | 0.00 |
| Honorarios del Auditor | Auditing firm expenses | 0.00 |
| Honorarios Calificadoras | Rating agency fees | 0.00 |
| Ambac due diligence | Ambac due diligence | 0.00 |
| Gastos por Traducción de Estados Financieros | Expenses for Translation of Financial Statements | 0.00 |
| Pago de publicaciones | Publisher fees | 0.00 |
| Honorarios Abogado Externo | Legal fees | -103,340.89 |
| Cheque devuelto | Rejected check | 0.00 |
| Pago de Cupón Principal Serie A | Coupon Payment (Amortization) Class A | -2,047,789.87 |
| Pago de Cupón Principal Serie B | Coupon Payment (Amortization) Class B | -237,424.91 |
| Pago de Cupón Intereses Serie A | Coupon Payment (Interests) Class A | -1,072,549.33 |
| Pago de Cupón Intereses Serie B | Coupon Payment (Interests) Class B | -164,324.33 |
| Pago por Excedente | Excess Spread paid | -1,712,412.24 |
| Saldo a Favor del Cliente | Balance due to borrowers | 0.00 |
| Comisiones Bancarias | Bank Fees | -328.28 |
| Total Efectivo en Patrimonio del Fideicomiso | Ending Balance | 18,007,490.23 |

VARIACIONES EN SALDO DE LOS CRÉDITOS HIPOTECARIOS / BALANCE OF MORTGAGE LOANS

| | | Normal | Ajustado |
|--|---|-----------------------|-----------------------|
| Saldo Insoluto Inicial de los Créditos Hipotecarios Adquiridos | Beginning Balance of Mortgage Loans | 254,761,788.37 | 253,667,999.31 |
| Restitución de Saldo | Restoration of Balance | 0.00 | 0.00 |
| Cancelación de Saldo | Cancellation of Balance | -1,339,640.21 | -1,339,640.21 |
| Amortizaciones en el Periodo | Amortizations | -3,321,524.37 | -3,321,524.37 |
| Créditos adicionales asignados | Additional Loans Assigned | 1,280,317.86 | 1,280,317.86 |
| Seguros de vida reclamados | Claims Over Life Insurance | 0.00 | 0.00 |
| Decremento por Adjudicación de Inmuebles | Foreclosed Properties | -835,425.68 | -835,425.68 |
| Saldo Insoluto al Cierre del Periodo | Ending Balance | 250,545,515.97 | 249,451,726.91 |
| Saldo Insoluto Vigente al Cierre del Periodo | Current Ending Balance | 175,711,230.31 | 175,471,278.36 |
| Saldo Insoluto Vencido al Cierre del Periodo | Default Ending Balance | 74,834,285.66 | 73,980,448.55 |
| Saldo Inicial de los Montos Diferidos | Beginning Balance | 2,009,151.63 | |
| Incremento Montos Diferidos | Deferred amounts Increase | 526,593.58 | |
| Pago de Monto Diferido | Deferred Payment Amount | 0.00 | |
| Saldo Final de los Montos Diferidos | Ending Balance | 2,535,745.21 | |
| Saldo Inicial de Inmuebles Adjudicados | Beginning Balance of Foreclosed Properties | 7,553,270.58 | |
| Venta de Inmueble | Sale of Property | -1,377,438.48 | |
| Adjudicación de Inmuebles | Foreclosed Properties | 611,296.91 | |
| Reversa de adjudicado | Reverse property | 0.00 | |
| Total de Inmuebles Adjudicados | Total Foreclosed Properties | 6,787,129.01 | |
| TOTAL DE PATRIMONIO FIDEICOMITIDO | TOTAL TRUST ESTATE | 277,875,880.42 | |

**BANCO INVEX, S.A.,
INSTITUCION DE BANCA MULTIPLE,
INVEX GRUPO FINANCIERO
FIDEICOMISO / TRUST No. 649 "PATRIMONIO"
INFORME / REPORT No. 2016 - 12 (BIS)**

Periodo / Period

Fecha Inicio / Start Date
Fecha Final / End Date

01-ene-17
03-ene-17

MOVIMIENTOS DEL PATRIMONIO / TRUST ESTATE FROM 1ST TO 3RD ENE. 2017

MOVIMIENTOS DE EFECTIVO

| |
|--|
| Patrimonio Inicial |
| Depósitos por Identificar |
| Cobranza de Principal |
| Cobranza de Intereses |
| Cobranza de Comisiones |
| Cobranza de Seguros |
| Recuperación por venta de viviendas |
| Seguros de vida reclamados |
| Cantidades Distribuidas en periodos anteriores |
| Aplicación de Productos de Solución (SalDOS Diferidos) |
| Rendimientos |
| ISR pagado en el periodo |
| Pago por compra de Derechos de Cobro a SHF |
| Cuentas por cobrar al corresponsal |
| Comisiones Bancarias |
| Cuenta por Cobrar |
| Total Efectivo en Patrimonio del Fideicomiso |

CASH FLOW

| | |
|--|----------------------|
| Beginning Balance | 18,007,490.23 |
| Non accrued collected amounts | -5,713,547.74 |
| Amortizations | 4,067,796.91 |
| Interests | 2,210,532.70 |
| Fees | 310,189.81 |
| Insurance Premiums Collected | 212,708.76 |
| Sale of Properties | 457,211.95 |
| Claims Over Life Insurance | 0.00 |
| Amounts Distributed in previously periods | 0.00 |
| Solution Products Applied | -181,902.98 |
| Interest earned during the period | 7,887.82 |
| Tax (ISR) payed during the period | -1,152.56 |
| Payment to SHF for additional Loans Assigned | 0.00 |
| Accounts receivable | 0.00 |
| Bank Fees | 0.00 |
| Accounts receivable | 0.00 |
| Ending Balance | 19,377,214.90 |

RESUMEN DE SALDOS POR CUENTA / STATEMENT OF ACCOUNTS

CUENTA

| |
|-----------------------------|
| Cuenta de Cobranza |
| Cuenta de General |
| Cuenta de Profondeo |
| Cuenta de Acarreo de Pasivo |
| Cuenta de Reserva |

ACCOUNT

| |
|---------------------|
| Collection |
| General |
| "Profondeo" |
| "Acarreo de Pasivo" |
| Reserve |
| Total |

SALDO / BALANCE

| |
|----------------------|
| 11,470,623.67 |
| 6,109,072.97 |
| 0.00 |
| 0.00 |
| 1,797,518.26 |
| 19,377,214.90 |

VARIACIONES EN SALDO DE LOS CRÉDITOS HIPOTECARIOS / BALANCE OF MORTGAGE LOANS

| |
|--|
| Saldo Insoluto Inicial de los Créditos Hipotecarios Adquiridos |
| Restitución de Saldo |
| Adjudicación de Inmuebles |
| Amortizaciones en el Periodo |
| Cancelación de Saldo |
| Créditos adicionales asignados |
| Seguros de vida reclamados |
| Saldo Insoluto al Cierre del Periodo |

| |
|-------------------------------------|
| Beginning Balance of Mortgage Loans |
| Restoration of Balance |
| Foreclosed Properties |
| Amortizations |
| Cancellation of Balance |
| Additional Loans Assigned |
| Claims Over Life Insurance |
| Ending Balance |

Normal

| |
|-----------------------|
| 250,545,515.97 |
| 0.00 |
| 0.00 |
| -4,067,796.91 |
| -254,189.67 |
| 286,847.62 |
| 0.00 |
| 246,510,377.01 |

Ajustado

| |
|-----------------------|
| 249,451,726.91 |
| 0.00 |
| 0.00 |
| -4,067,796.91 |
| -254,189.67 |
| 286,847.62 |
| 0.00 |
| 245,416,587.95 |

| |
|---|
| Saldo Insoluto Vigente al Cierre del Periodo |
| Saldo Insoluto Vencido al Cierre del Periodo |

| |
|-------------------------------|
| Current Ending Balance |
| Default Ending Balance |

| |
|-----------------------|
| 171,528,519.93 |
| 74,981,857.08 |

| |
|-----------------------|
| 171,001,658.42 |
| 74,414,929.53 |

| |
|---|
| Saldo Inicial de los Montos Diferidos en UDI's |
| Incremento Montos Diferidos |
| Pago de Monto Diferido |
| Saldo Final de los Montos Diferidos en UDI's |

| |
|--------------------------------|
| Beginning Balance in UDI's |
| Deferred amounts Increase |
| Deferred Payment Amount |
| Ending Balance in UDI's |

| |
|---------------------|
| 2,535,745.21 |
| 181,902.98 |
| 0.00 |
| 2,717,648.19 |

| |
|--|
| Saldo Inicial de Inmuebles Adjudicados |
| Venta de Inmueble |
| Adjudicación de Inmuebles |
| Actualización de Valor Contable de Inmuebles |
| Total de Inmuebles Adjudicados |

| |
|--|
| Beginning Balance of Foreclosed Properties |
| Sale of Property |
| Foreclosed Properties |
| Update property |
| Total Foreclosed Properties |

| |
|---------------------|
| 6,787,129.01 |
| -482,755.52 |
| 0.00 |
| 0.00 |
| 6,304,373.49 |

GASTOS MENSUALES / MONTHLY EXPENSES

| |
|----------------------------------|
| Comisión por Administración |
| Anualidad BMV |
| Anualidad CNBV (Estimado) |
| Honorarios Calificadoras |
| Primas de Seguros |
| Honorarios Fiduciarios (Cuentas) |
| Honorarios Representante Común |
| Honorarios del Auditor |

| |
|-----------------------------|
| Servicing Fee |
| BMV annual fee |
| CNBV annual fee (Estimated) |
| Rating agency fees |
| Insurance Premiums |
| Trustee Fee (Bank Accounts) |
| Common Representative Fee |
| Auditing firm expenses |
| Total |

| |
|-------------------|
| 316,376.63 |
| 163,360.71 |
| 0.00 |
| 95,888.05 |
| 253,295.16 |
| 0.00 |
| 32,348.51 |
| 0.00 |
| 861,269.06 |

Dólares

0.00



0.00

OTROS EGRESOS / OTHER EXPENSES

| |
|--|
| Gastos de Cobranza |
| Devolución por depósitos que no correspondían |
| Devolución al cliente por sobranes en liquidación de crédito |
| Pago de publicaciones |

| |
|--|
| Collection Expenses |
| Refund collected amount that haven't proceed |
| Reimbursements to borrowers over total prepayments |
| |
| Total |

| |
|-------------------|
| 89,164.54 |
| 0.00 |
| 192,211.59 |
| 0.00 |
| 281,376.13 |

| Patrimonio, S.A. de C.V., SOFOM, E.N.R. | | |
|---|---|---|
| Reporte de aplicación de cobranza del 01 al 31 de Diciembre 2016 | | |
| | | Fideicomiso 649 |
| | | Pesos |
| SALDOS CARTERA / PORT BAL | | |
| Beginning Balance | Saldo Inicial de los Montos Diferidos | 2,535,745.21 |
| Deferred amounts Increase | Incremento Montos Diferidos | 181,902.98 |
| Deferred Payment Amount | Pago de Monto Diferido | - |
| Deferred amounts Decrease | Cancelación de Monto Diferido | - |
| Restoration of Balance | Restitución de Saldo | - |
| Ending Balance | Saldo Final de los Montos Diferidos | 2,717,648.19 |
| SALDOS CREDITOS HIPOTECARIOS | | |
| Beginning Balance | Saldo Inicial de los Créditos Hipotecarios | 250,565,556.15 |
| Additional Loans Assigned | Créditos adicionales asignados | 286,847.62 |
| Scheduled Amortization | Pagos de principal programados | (1,957,079.98) |
| Partial Prepayments | Pre-pagos de principal | (1,203,635.70) |
| Total Prepayments | Principal totales | (907,081.23) |
| Foreclosed Properties | Adjudicaciones / Daciones | - |
| Non Eligible Departing Loans | Creditos Salientes No Elegibles | - |
| Restoration of Balance | Restitución de Saldo | - |
| Cancellation of Balance | Cancelación de Saldo | - 254,189.67 |
| Ending Balance | Saldo Final de los Créditos Hipotecarios | 248,530,417.19 |
| Total Ending Balance | Saldo Final Total de los Créditos Hipotecarios | 249,248,065.38 |
| Total Deposits | Total de Depósitos | 7,725,924.52 |
| APLICACION TOTAL/ TOTAL AMOUNTS APPLIED | | |
| Interests | Intereses | 2,151,588.72 |
| Scheduled Amortizations | Pagos de principal programados | 1,957,079.98 |
| Administration Fee | Comisión por administración | 296,178.16 |
| Insurance Premiums Collected | Primas cobradas Seguros Vida, Daños, Adicional y Conservación | 210,065.09 |
| VAT over Property Insurance Premium | IVA Seguros Daños | 2,643.67 |
| SWAP Premium | Prima Swap | - |
| SWAP Transfers | Ejercicio Swap | - |
| Partial Prepayments | Pre-pagos de principal | 1,203,635.70 |
| Total Prepayments | Principal totales | 907,081.23 |
| Maintenance Fee | Cuota de Mantenimiento | 0.43 |
| Late Fee | Pena por Mora | 59,257.17 |
| Late Fee Write Off | Cancelación de Pena Moratoria | - 313.19 |
| Sale of Properties | Recuperación por venta de viviendas | 457,211.95 |
| Claims Over Life Insurance | Seguros de Vida Reclamados | - |
| Other Insurance Claims | Otros Seguros Reclamados | - |
| Costs Associated with mortgage cancelation | Trámites por cancelación de Hipoteca | - |
| Bounced Checks | Cheque devuelto | - |
| Bounced Checks Fee | Comisión por cheque devuelto | - |
| VAT charged over Bounced Checks Fee | IVA de Comisión por cheque devuelto | - |
| Misallocation of transfers to different borrower | Transferencia a favor de otro acreditado | - |
| Reimbursements to borrowers over total prepayments | Devolución al cliente por sobrantes en liquidación de crédito | - |
| Other charges | Otros cargos | 11.22 |
| Collection Expenses | Gastos de cobranza | 14,000.00 |
| Amounts Distributed in previously periods | Cantidades Distribuidas en periodos anteriores | - |
| Excluded Amounts | Cantidad excluida anterior a fecha de corte | - |
| SOLUTION PRODUCTS APPLIED | Producto Solución | - 181,902.98 |
| TOTAL AMOUNTS APPLIED | APLICACION TOTAL | 7,076,637.15 |
| COBRANZA PENDIENTE DE PAGO | | |
| Beginning Balance of Identified Outstanding Amounts | Saldo Inicial Montos Identificados no pagados | 443,579.13 |
| Identified Outstanding Amounts for the Period | Montos identificados no pagados del periodo | 425,232.79 |
| Amounts paid identified in prior periods | Montos pagados identificados en periodos anteriores | - 443,579.13 |
| Ending Balance of Identified Outstanding Amounts | Saldo Final de Montos Identificados No Pagados | 425,232.79 |
| SALDOS A FAVOR DEL ACREDITADO | | |
| Beginning Balance in Favor of Borrower | Saldo Inicial a Favor del Acreditado | 3,744,699.15 |
| Ending Balance in Favor of Borrower | Saldo Final a Favor del Acreditado | 4,189,703.49 |
| Favorable balance applied | Saldo a Favor aplicado | - 445,004.34 |
| COBERTURA SWAP | | |
| Swap Transfers | Ejercicio Recibido de Swap | - |
| TOTAL DISPONIBLE | | 7,094,883.49 |
|  ARMANDO HUMBERTO CANTÚ GARZA GERENTE DE INFORMACIÓN Y REPORTES | |  RAÚL ELIZONDO CHÁVEZ REPRESENTANTE LEGAL |

PATRIMONIO S.A. DE C.V. SOFOM, E.N.R.
EXPENSE AND REINBURSEMENT REPORT/ REPORTE DE DEVOLUCION DE GASTOS
dic-16

TRUST 649

GASTOS DEL PERIODO / MONTHLY EXPENSES

| | PESOS |
|--|-------------------|
| GASTOS REEMBOLSOS / EXPENSES | |
| REINBURSEMENT | |
| Reimbursing Fee | 316,376.63 |
| Life and Property Insurance Premiums Paid | 250,951.49 |
| VAT over Property Insurance | 2,643.67 |
| SWAP premium paid | - |
| Period's SWAP exercised with SHF | - |
| Claims over Property Insurance | - |
| Costs Associated with mortgage cancelation | - |
| Bounced Cheques | - |
| Fees charged over bounced cheques | - |
| VAT charged over fees on bounced cheques | - |
| VAT charged over Late Fee | - |
| Misallocation of transfers to different borrower | - |
| Reimbursements to borrowers over total prepayments | 192,211.59 |
| Excluded Amounts | - |
| Maintenance Fee | 0.43 |
| Collection Expenses | 89,164.11 |
| Refund collected amount that haven't proceed | - |
| Other | - |
| TOTAL EXPENSES | 351,047.92 |
| Period's SWAP exercised with SHF | 0.00 |
| TOTAL EXPENSES FOR APPLY | 351,047.92 |
| TOTAL DE GASTOS REEMBOLSABLES A PATRIMONIO | 351,047.92 |
| Ejercicio del Periodo con SHF | 0.00 |
| TOTAL DE GASTOS PARA APLICAR | 351,047.92 |

Nota Informativa: El Saldo del presente resumen representa el total de Gastos de Cobranza, como se define en el Contrato de Administración y/o sus convenios modificatorios, en su caso; efectuados por PATRIMONIO, en beneficio del patrimonio del Fideicomiso, pendientes de reembolso al cierre del periodo.

Saldo en Pesos
A Dic 2016
2,585,636.17


ARMANDO HUMBERTO CANTÚ GARZA
 GERENTE DE INFORMACION Y REPORTES


RAÚL ELIZONDO CHÁVEZ
 REPRESENTANTE LEGAL

BALANCE DISTRIBUTION BY CURRENT AND DEFAULTED

TRUST 649

| | <u>CURRENT BALANCE</u> | Normal | Adjusted |
|---|--------------------------|----------------|----------------|
| Beg Value | | 175,711,230.31 | 175,471,278.36 |
| Added Balance | | 286,847.62 | 0.00 |
| Tot Prepay Applied | | 698,934.22 | 698,908.07 |
| Partial Prepay Applied | | 1,139,401.31 | 1,138,314.02 |
| Restoration/cancellation of Balance | | 31.07 | 30.97 |
| Scheduled Amortization Applied | | 1,800,186.82 | 1,801,362.31 |
| Ending Value Before New Defaulted Loans | | 172,359,524.51 | 171,832,663.00 |
| New Defaulted Loans | | 831,004.58 | 831,004.58 |
| Current Ending Value | | 171,528,519.93 | 171,001,658.42 |
| | <u>DEFAULTED BALANCE</u> | | |
| Beg Value | | 74,854,325.84 | 73,264,803.50 |
| New Defaulted Loans | | 831,004.58 | 831,004.58 |
| Tot Prepay Applied | | 208,147.01 | 206,105.77 |
| Partial Prepay Applied | | 64,234.39 | 64,184.44 |
| Scheduled Amortization Applied | | 156,893.16 | 667,301.55 |
| Claims over Life Insurance | | 0.00 | 0.00 |
| Restoration/cancellation of Balance | | 254,158.60 | 254,158.60 |
| Foreclosed Properties | | 0.00 | 0.00 |
| Defaulted Ending Value | | 75,001,897.26 | 73,412,374.92 |
| Total Value | | 246,530,417.19 | 244,414,033.34 |

PAST DUE BUCKETS

TRUST 649

| <u>CURRENT BALANCE</u> | # | \$ | % |
|------------------------|------|----------------|---------|
| 0 | 844 | 137,822,501.87 | 55.90% |
| 1 | 158 | 30,195,326.45 | 12.25% |
| 2 | 45 | 9,077,986.93 | 3.68% |
| 3 | 20 | 3,188,245.43 | 1.29% |
| 4 | 17 | 3,323,195.83 | 1.35% |
| 5 | 14 | 2,955,831.76 | 1.20% |
| 6 | 3 | 1,091,368.55 | 0.44% |
| MORE | 203 | 58,875,960.37 | 23.88% |
| TOTAL | 1304 | 246,530,417.19 | 100.00% |

| | |
|---------------------------------|-------|
| % Seriously Delinquent Mortgage | 4.09% |
|---------------------------------|-------|

PORCENTAJE ACUMULADO DE INCUMPLIMIENTOS

TRUST 649

Acumulado de Créditos Hipotecarios Vencidos

| | PESOS |
|--------------------------|-----------------------|
| Saldo Inicial | 110,504,754.50 |
| Nuevos Créditos Vencidos | 831,004.58 |
| Saldo Final | 111,335,759.08 |

Porcentaje Acumulado de Incumplimientos

| | |
|---|------------------|
| Acumulado de Créditos Hipotecarios Vencidos | 10.02% |
| Saldo Inicial de los Créditos Hipotecarios | 111,335,759.08 |
| | 1,111,111,000.00 |

FIDEICOMISO 649

dic-16

VENTA DE VIVIENDA

| Crédito | Valor Contable (Pesos) | Importe de venta (Pesos) | Total de Gastos | Total de Ingresos al Fideicomiso | Fecha de transferencia |
|---------------|------------------------|--------------------------|---------------------|----------------------------------|------------------------|
| 3000000031583 | 210,714.60 | 427,175.00 | 185,517.97 | 241,657.03 | |
| 3000000037316 | 272,040.92 | 331,200.00 | 115,645.08 | 215,554.92 | |
| Total | \$482,755.52 | \$758,375.00 | \$301,163.05 | \$457,211.95 | |

REESTRUCTURAS DE CREDITOS

| Crédito Anterior | Cancelacion de saldo por Reestructura | Credito Reestructurado | Saldo Inicial |
|------------------|---------------------------------------|------------------------|-------------------|
| 3000000033243 | 169,527.85 | 3000000182133 | 203,530.78 |
| 3000000035474 | 84,630.75 | 3000000182405 | 83,316.84 |
| Total | 254,158.60 | Total | 286,847.62 |


CANCELACION DE SALDO

| Crédito | Saldo de capital | Crédito | Saldo de capital | Crédito | Saldo de capital |
|---------------|---------------------|---------------|-------------------|----------------|------------------|
| 3000000015856 | 0.60 | 3000000029068 | 0.17 | 3000000036038 | 0.80 |
| 3000000016168 | 0.24 | 3000000029344 | 1.32 | 3000000036248 | 0.79 |
| 3000000016248 | 0.10 | 3000000030523 | 1.53 | 3000000036418 | 0.08 |
| 3000000016704 | 0.40 | 3000000030871 | 0.10 | 3000000036514 | 0.22 |
| 3000000017681 | 1.36 | 3000000031783 | 0.22 | 3000000037208 | 0.11 |
| 3000000017976 | 0.21 | 3000000032083 | 0.28 | 3000000037503 | 1.02 |
| 3000000018548 | 0.13 | 3000000033337 | 1.60 | 3000000037913 | 0.29 |
| 3000000019006 | 0.31 | 3000000033457 | 0.96 | 3000000038031 | 0.41 |
| 3000000021370 | 0.16 | 3000000034936 | 7.92 | 3000000039841 | 0.05 |
| 3000000024119 | 0.08 | 3000000035309 | 9.60 | 30000000181796 | 0.01 |
| Total | 3,182,676.65 | Total | 286,847.62 | Total | 31.07 |

El monto de las cancelaciones se deriva de la aplicación del Producto Solución llamado "Programa Finiquito / Venta de Derecho Litigioso"

RESUMEN DE SALDOS A FAVOR DEL ACREDITADO

| | |
|---------------------|---------------------|
| CLIENTES ACTIVOS | 1,007,026.84 |
| CLIENTES LIQUIDADOS | 3,182,676.65 |
| MONTO DE SAF | 4,189,703.49 |


ARMANDO HUMBERTO CANTÚ GARZA
 GERENTE DE INFORMACIÓN Y REPORTES


RAUL ELIZONDO CHÁVEZ
 REPRESENTANTE LEGAL