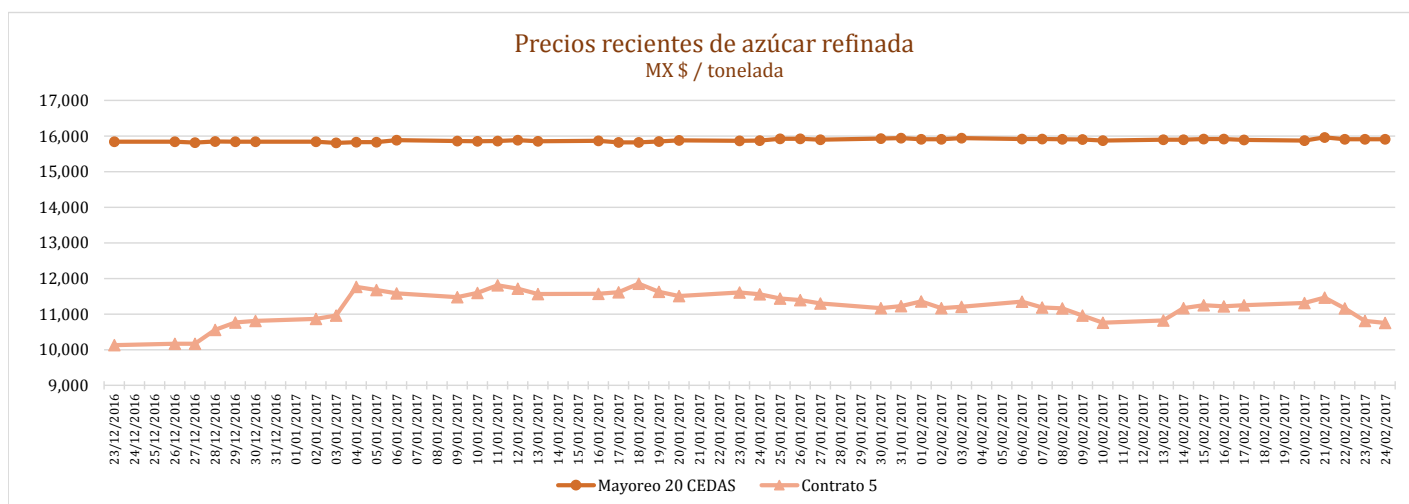
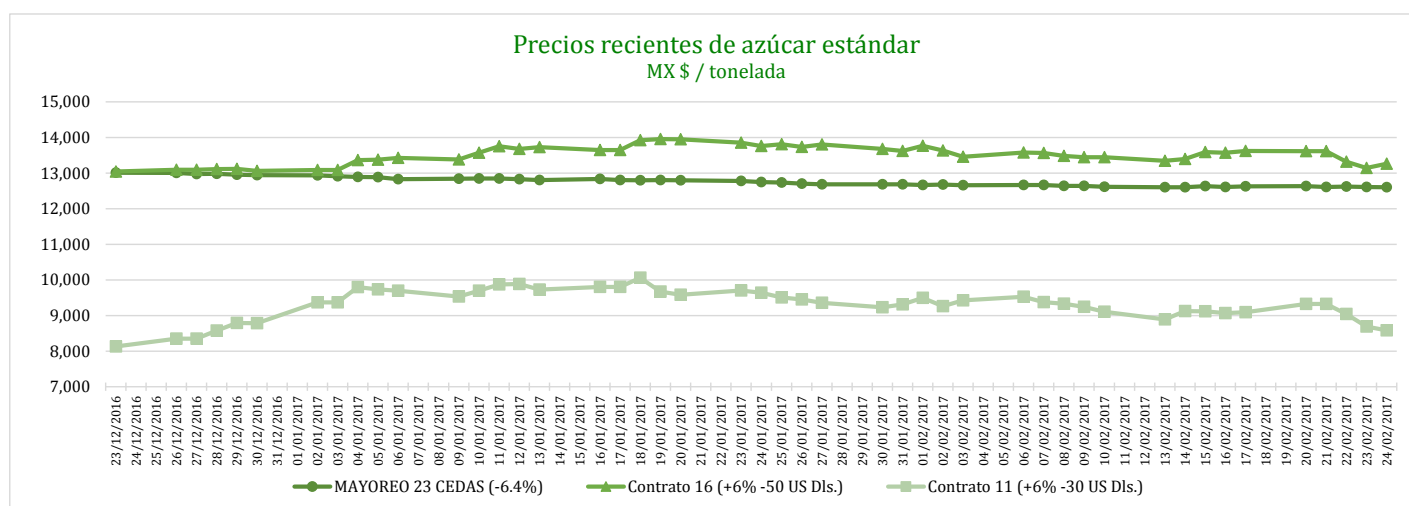


PRECIOS RECIENTES

CONCEPTO	20/02/2017	21/02/2017	22/02/2017	23/02/2017	24/02/2017	Promedio Semanal	Promedio Mensual	Promedio del ciclo
Tipo de cambio fix (MX Pesos / US Dólar)	20.41	20.45	19.91	19.70	19.83	20.06	20.34	20.25
MX \$ / TONELADA								
AZÚCAR ESTÁNDAR								
Mayoreo 23 CEDAS (-6.4%)	12,632.57	12,610.23	12,621.49	12,608.94	12,601.92	12,615.03	12,630.24	13,214.09
Contrato 16 (+6% -50 US Dls.)	---	13,614.71	13,318.20	13,144.45	13,265.23	13,335.65	13,484.41	12,818.90
Contrato 11 (+6% -30 US Dls.)	---	9,326.22	9,039.80	8,690.52	8,582.07	8,909.65	9,157.74	9,180.60
Consumidor *	---	---	---	---	---	21,110.00	21,293.52	21,462.42
AZÚCAR REFINADA								
Mayoreo 20 CEDAS	15,874.16	15,961.76	15,908.55	15,908.55	15,908.55	15,912.31	15,908.03	15,979.13
Contrato 5	11,310.99	11,463.65	11,161.07	10,808.02	10,751.74	11,099.10	11,130.55	11,057.81
Consumidor *	---	---	---	---	---	23,873.33	24,090.00	23,872.26

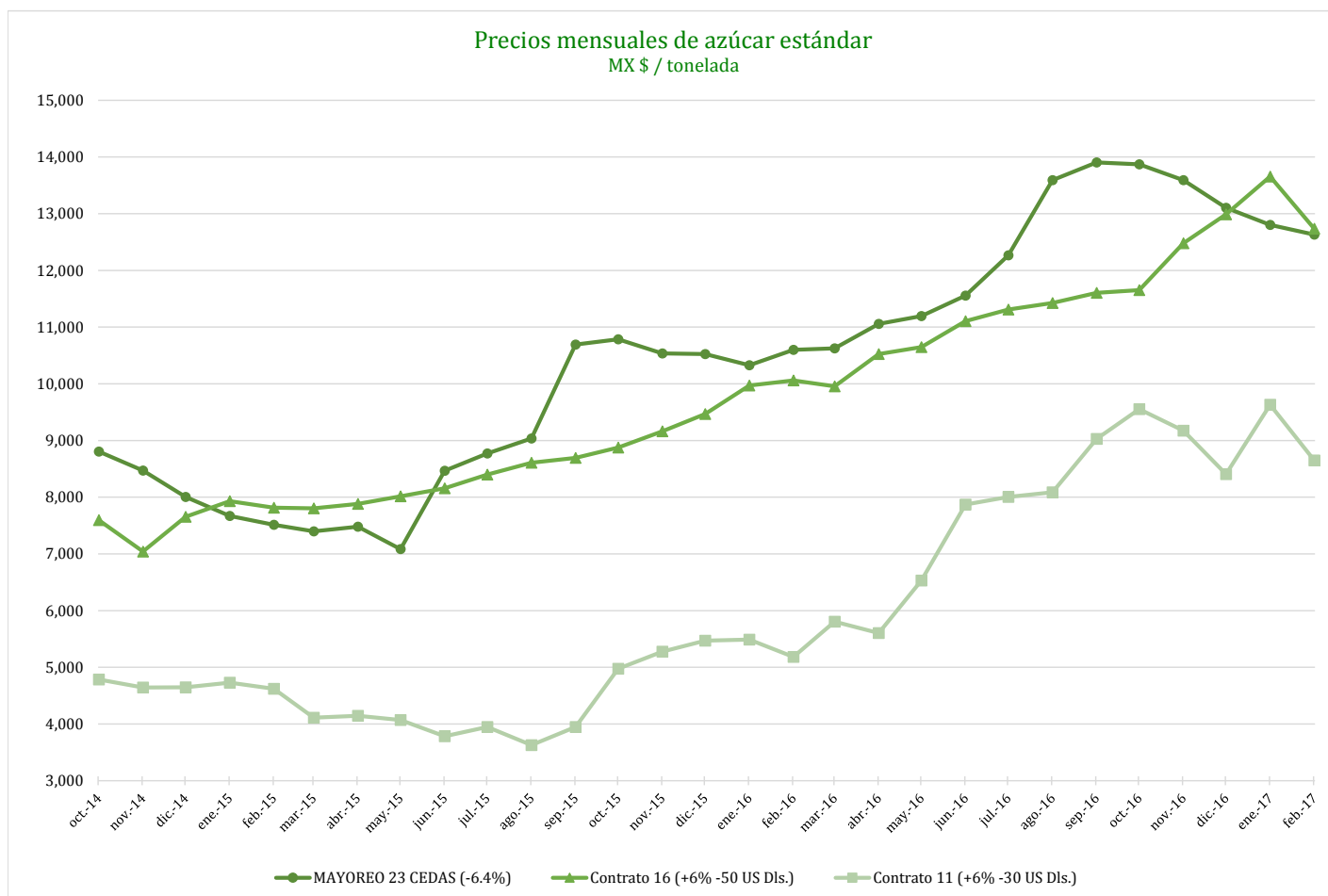
* Nota: Precios promedio al consumidor en la Ciudad de México, Guadalajara, Jal., y Monterrey, N.L.



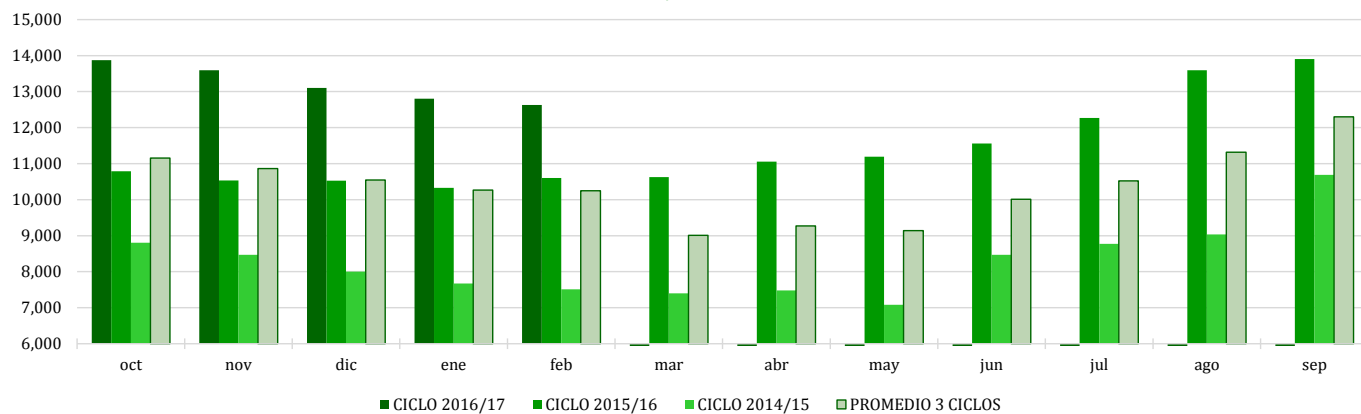
COMPARATIVO CICLO 2016/17 VS 2015/16

CONCEPTO	Promedio semanal (Sem. 21 de cada ciclo)			Promedio mensual de cada ciclo			Promedio de cada ciclo		
	20 al 24 Feb 2017 (a)	21 al 26 Feb 2016 (b)	Variación %	1 al 24 Feb 2017 (a)	1 al 26 Feb 2016 (b)	Variación %	1 Oct 2016 al 24 Feb 2017 (a)	1 Oct 2015 al 26 Feb 2016 (b)	Variación %
	MX Pesos / tonelada		(a) / (b)	MX Pesos / tonelada		(a) / (b)	MX Pesos / tonelada		(a) / (b)
Tipo de cambio fix (MX Pesos / US Dólar)	20.06	18.21	10.19	20.34	17.54	15.97	20.25	17.35	16.75
AZÚCAR ESTÁNDAR									
Mayoreo 23 CEDAS (-6.4%)	12,615.03	10,666.61	18.27	12,630.24	10,598.01	19.18	13,214.09	10,551.33	25.24
Contrato 16 (+6% -50 US Dls.)	13,335.65	9,988.83	33.51	13,484.41	10,081.08	33.76	12,818.90	9,499.30	34.95
Contrato 11 (+6% -30 US Dls.)	8,909.65	5,422.81	64.30	9,157.74	5,174.81	76.97	9,180.60	5,277.58	73.95
Consumidor *	21,110.00	17,705.00	19.23	21,293.52	17,561.25	21.25	21,462.42	16,598.90	29.30
AZÚCAR REFINADA									
Mayoreo 20 CEDAS	15,912.31	12,723.87	25.06	15,908.03	12,683.55	25.42	15,979.13	12,530.21	27.52
Contrato 5	11,099.10	7,185.52	54.46	11,130.55	7,210.22	54.37	11,057.81	6,967.08	58.72
Consumidor *	23,873.33	19,336.67	23.46	24,090.00	19,185.42	25.56	23,872.26	18,454.62	29.36

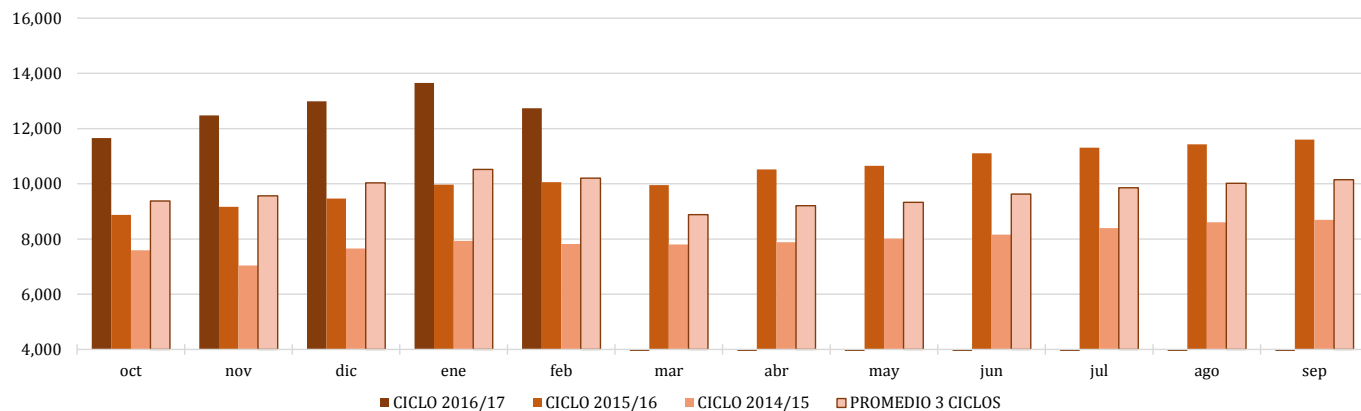
* Nota: Precios promedio al consumidor en la Ciudad de México, Guadalajara, Jal., y Monterrey, N.L.



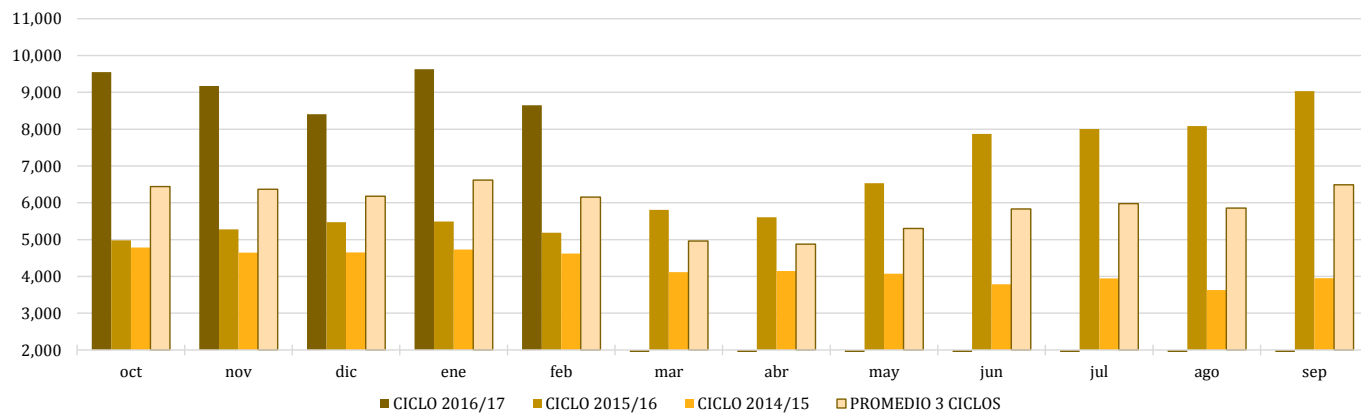
Comparativo de precios mensuales al mayoreo, 23 CEDAS -6.4%
MX \$ / tonelada



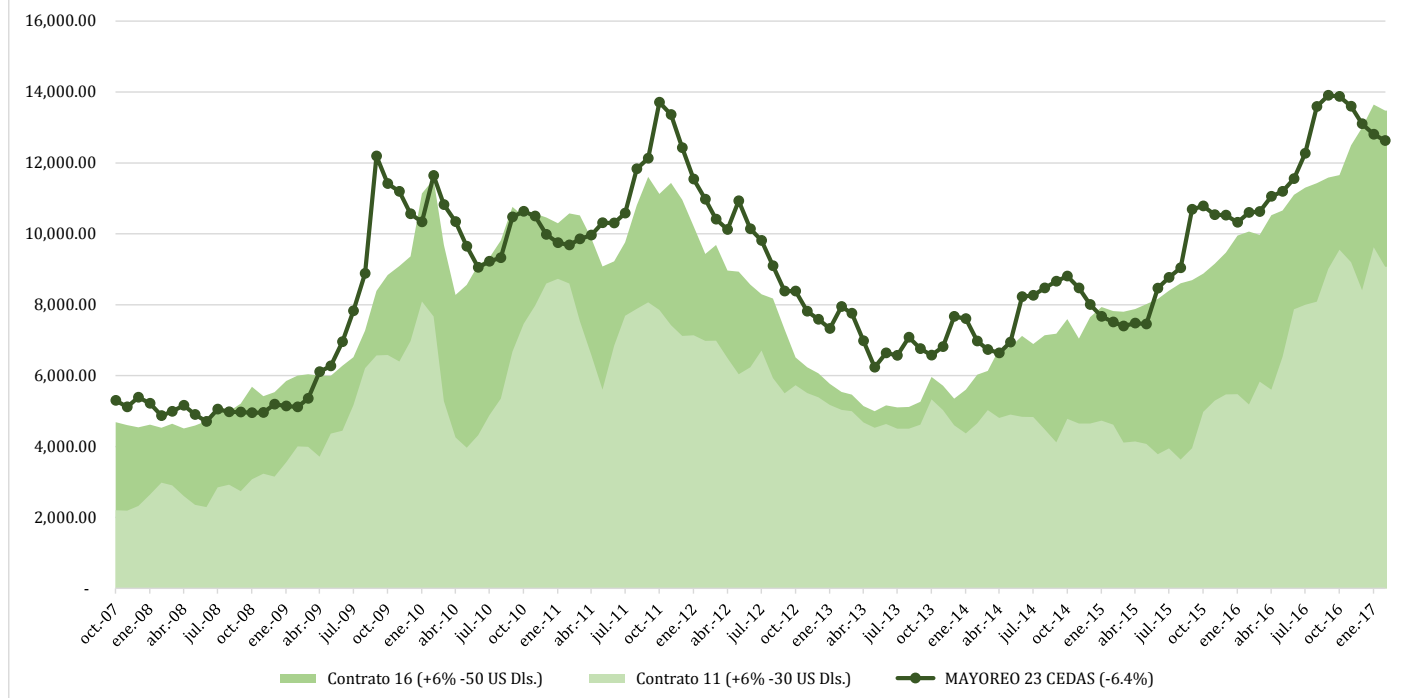
Comparativo de precios mensuales Contrato 16, +6% - 50 US Dls.
MX \$ / tonelada



Comparativo de precios mensuales Contrato 11, +6% - 30 US Dls.
MX \$ / tonelada



**Histórico de precios de azúcar estándar
(MX\$/t)**



**Histórico de precios de azúcar refinada
(MX\$/t)**

