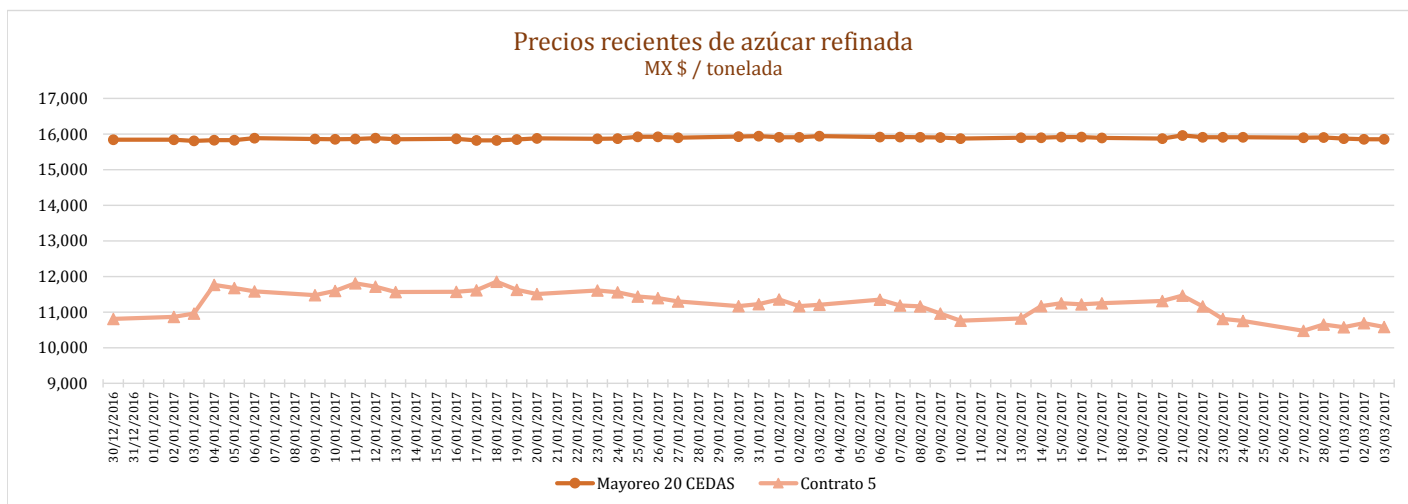
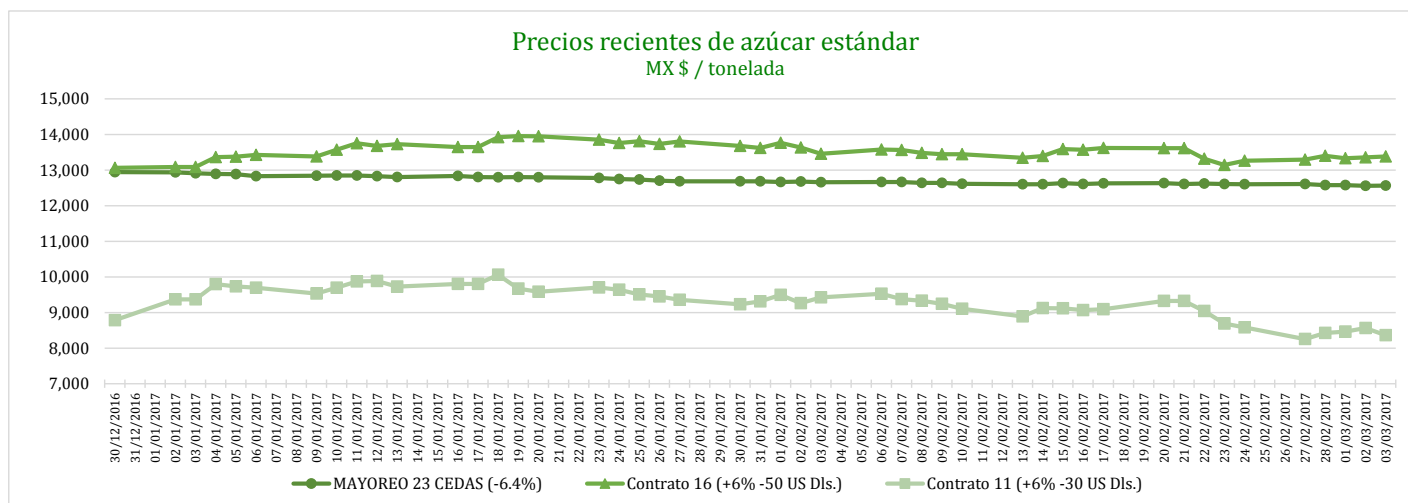


**PRECIOS RECIENTES**

CONCEPTO	27/02/2017	28/02/2017	01/03/2017	02/03/2017	03/03/2017	Promedio Semanal	Promedio Mensual	Promedio del ciclo
<b>Tipo de cambio fix (MX Pesos / US Dólar)</b>	19.83	20.00	19.90	19.94	19.61	19.86	19.82	20.24
<b>MX \$ / TONELADA</b>								
<b>AZÚCAR ESTÁNDAR</b>								
<b>Mayoreo 23 CEDAS (-6.4%)</b>	12,607.34	12,576.45	12,574.71	12,557.55	12,564.12	12,576.03	12,565.46	13,184.27
<b>Contrato 16 (+6% -50 US Dls.)</b>	13,296.80	13,401.75	13,333.43	13,357.95	13,380.17	13,354.02	13,357.18	12,844.38
<b>Contrato 11 (+6% -30 US Dls.)</b>	8,252.45	8,423.29	8,462.33	8,561.75	8,359.05	8,411.77	8,461.04	9,143.98
<b>Consumidor *</b>	---	---	---	---	---	21,180.00	21,180.00	21,449.58
<b>AZÚCAR REFINADA</b>								
<b>Mayoreo 20 CEDAS</b>	15,896.86	15,900.75	15,868.86	15,853.86	15,853.86	15,874.84	15,858.86	15,974.26
<b>Contrato 5</b>	10,475.37	10,649.71	10,577.22	10,692.37	10,580.17	10,594.97	10,616.59	11,036.38
<b>Consumidor *</b>	---	---	---	---	---	23,955.00	23,955.00	23,876.02

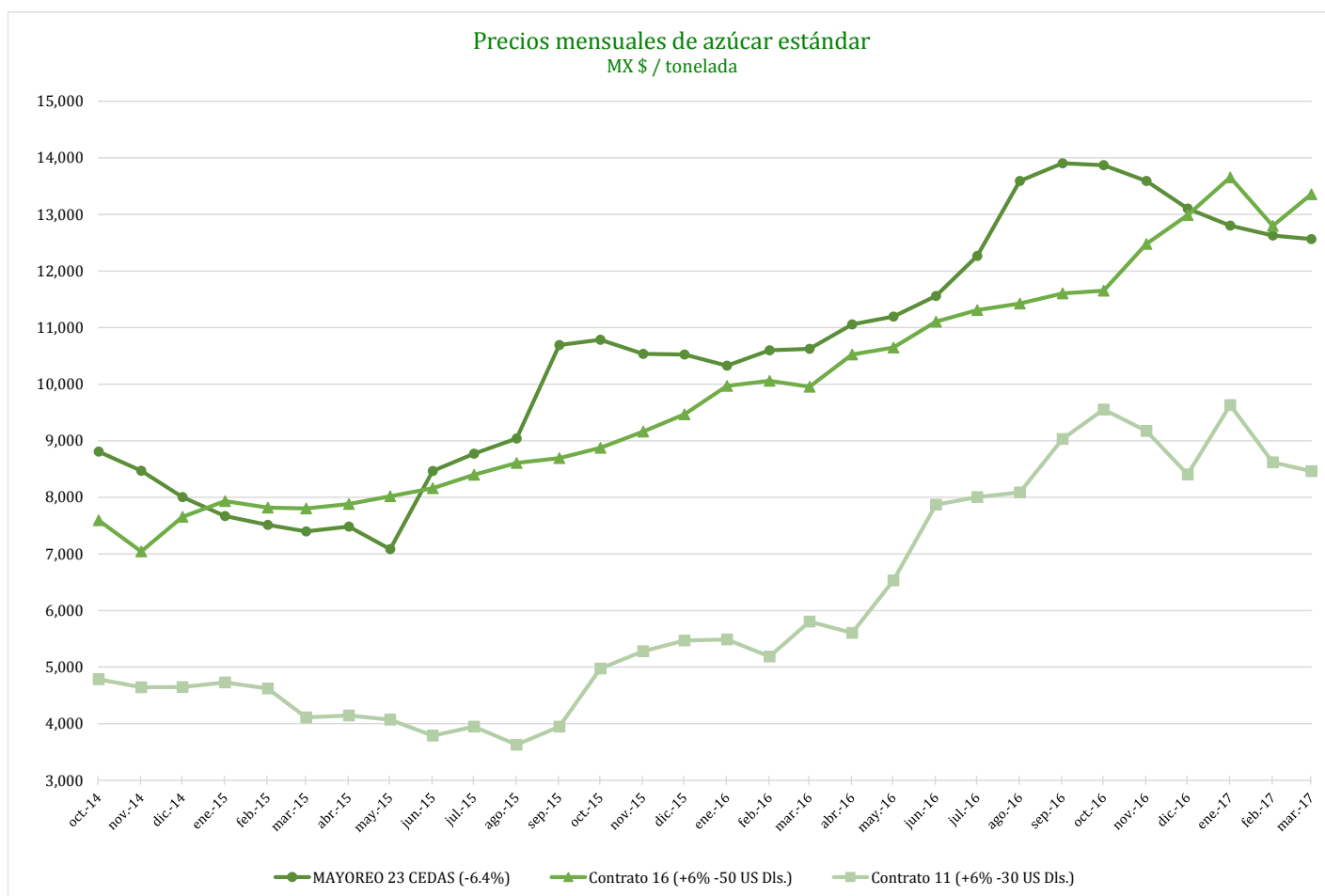
\* Nota: Precios promedio al consumidor en la Ciudad de México, Guadalajara, Jal., y Monterrey, N.L.



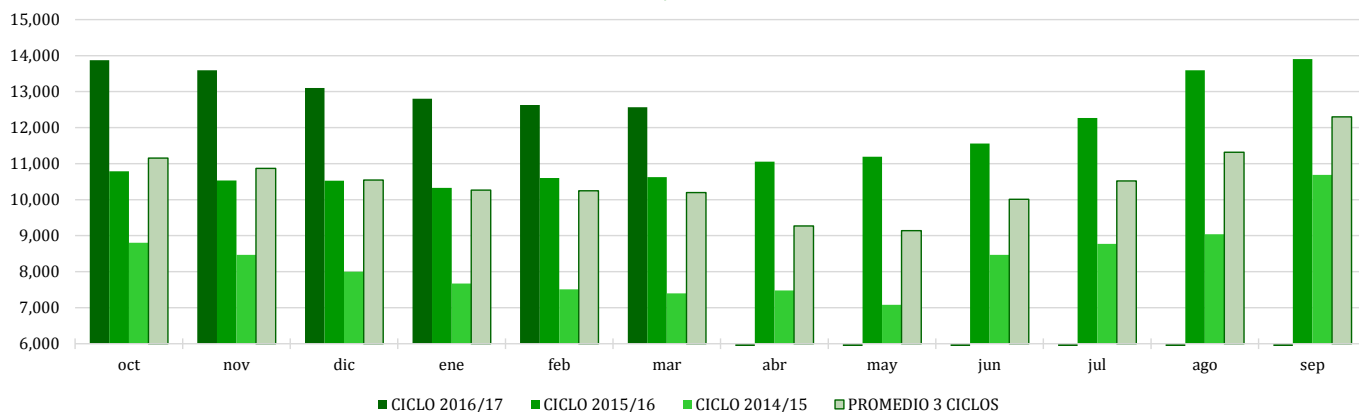
**COMPARATIVO CICLO 2016/17 VS 2015/16**

CONCEPTO	Promedio semanal (Sem. 22 de cada ciclo)			Promedio mensual de cada ciclo			Promedio de cada ciclo		
	27 Feb al 3 Mar 2017 (a)	29 Feb al 4 2016 (b)	Variación %	1 al 3 Mar 2017 (a)	1 al 4 Mar 2016 (b)	Variación %	1 Oct 2016 al 3 Mar 2017 (a)	1 Oct 2015 al 4 Mar 2016 (b)	Variación %
	MX Pesos / tonelada		(a) / (b)	MX Pesos / tonelada		(a) / (b)	MX Pesos / tonelada		(a) / (b)
<b>Tipo de cambio fix (MX Pesos / US Dólar)</b>	19.86	17.87	11.13	19.82	17.91	10.63	20.24	17.37	16.47
<b>AZÚCAR ESTÁNDAR</b>									
<b>Mayoreo 23 CEDAS (-6.4%)</b>	12,576.03	10,632.67	18.28	12,565.46	10,633.41	18.17	13,184.27	10,555.13	24.91
<b>Contrato 16 (+6% -50 US Dls.)</b>	13,354.02	9,800.84	36.25	13,357.18	9,800.84	36.29	12,844.38	9,514.26	35.00
<b>Contrato 11 (+6% -30 US Dls.)</b>	8,411.77	5,594.30	50.36	8,461.04	5,594.30	51.24	9,143.98	5,293.02	72.76
<b>Consumidor *</b>	21,180.00	17,793.33	19.03	21,180.00	17,793.33	19.03	21,449.58	16,653.19	28.80
<b>AZÚCAR REFINADA</b>									
Mayoreo 20 CEDAS	15,874.84	12,655.69	25.44	15,858.86	12,651.29	25.35	15,974.26	12,536.08	27.43
Contrato 5	10,594.97	7,430.89	42.58	10,616.59	7,447.19	42.56	11,036.38	6,988.75	57.92
Consumidor *	23,955.00	19,428.33	23.30	23,955.00	19,428.33	23.30	23,876.02	18,496.96	29.08

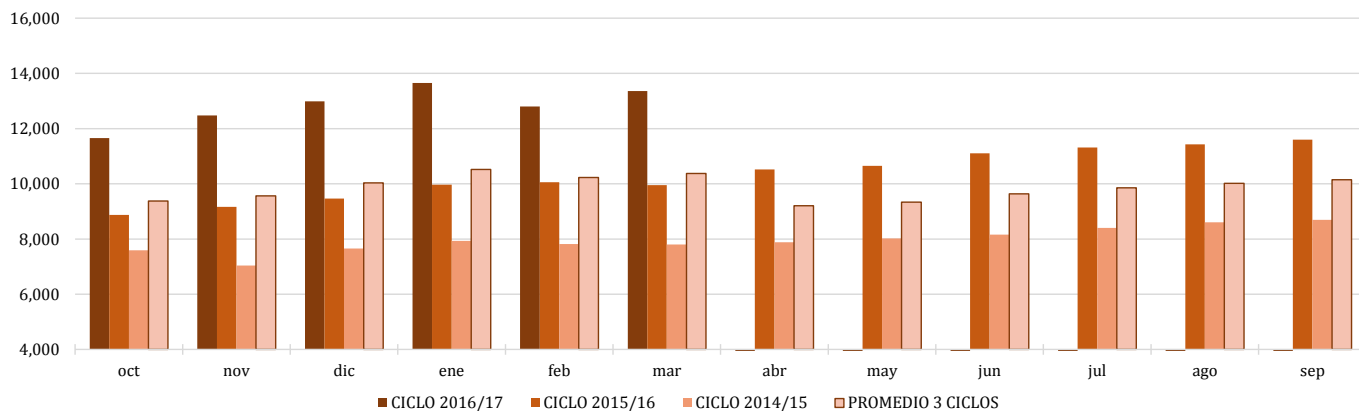
\* Nota: Precios promedio al consumidor en la Ciudad de México, Guadalajara, Jal., y Monterrey, N.L.



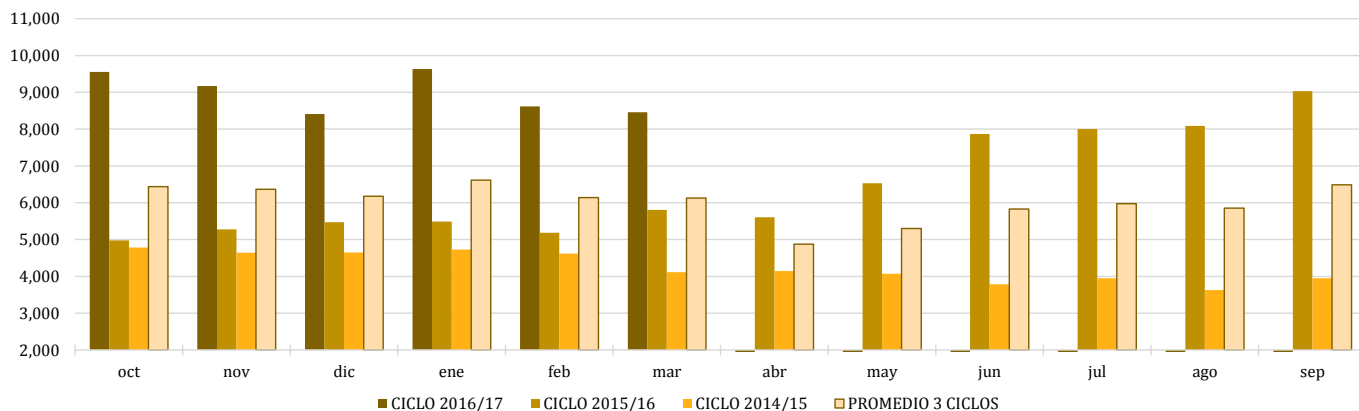
**Comparativo de precios mensuales al mayoreo, 23 CEDAS -6.4%**  
MX \$ / tonelada



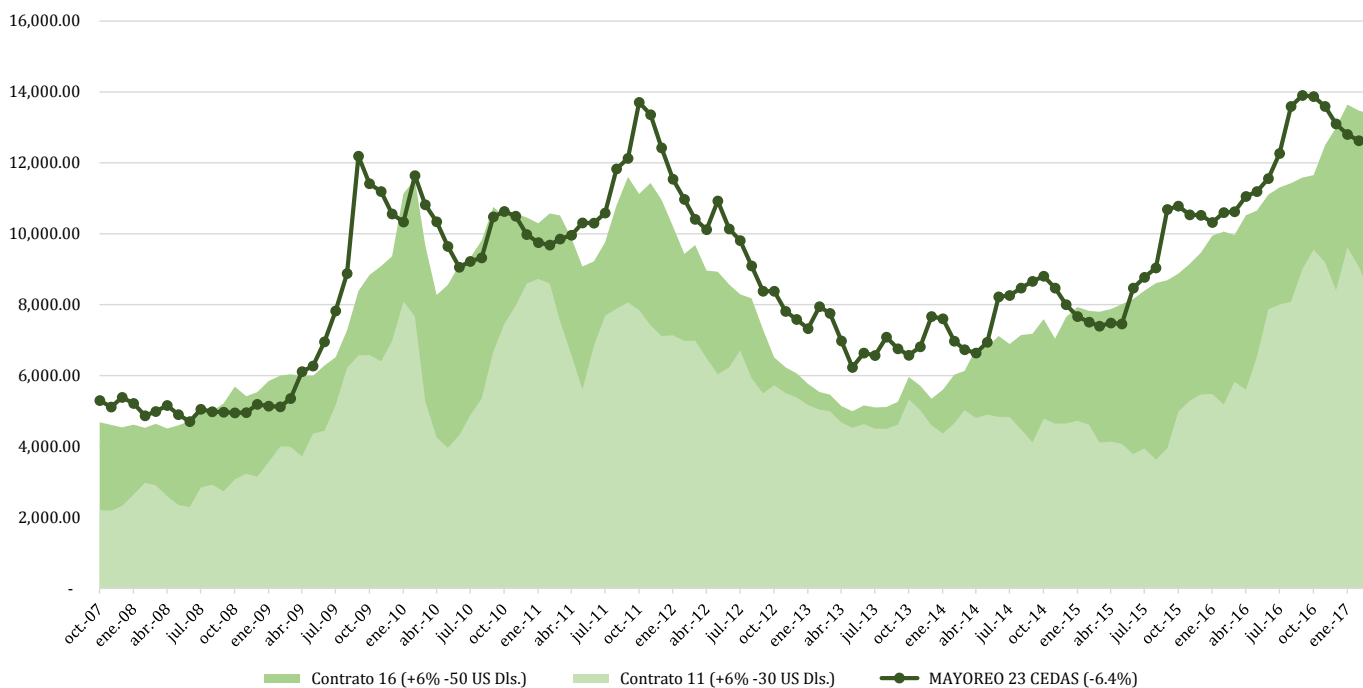
**Comparativo de precios mensuales Contrato 16, +6% - 50 US Dls.**  
MX \$ / tonelada



**Comparativo de precios mensuales Contrato 11, +6% - 30 US Dls.**  
MX \$ / tonelada



**Histórico de precios de azúcar estándar  
(MX\$/t)**



**Histórico de precios de azúcar refinada  
(MX\$/t)**

