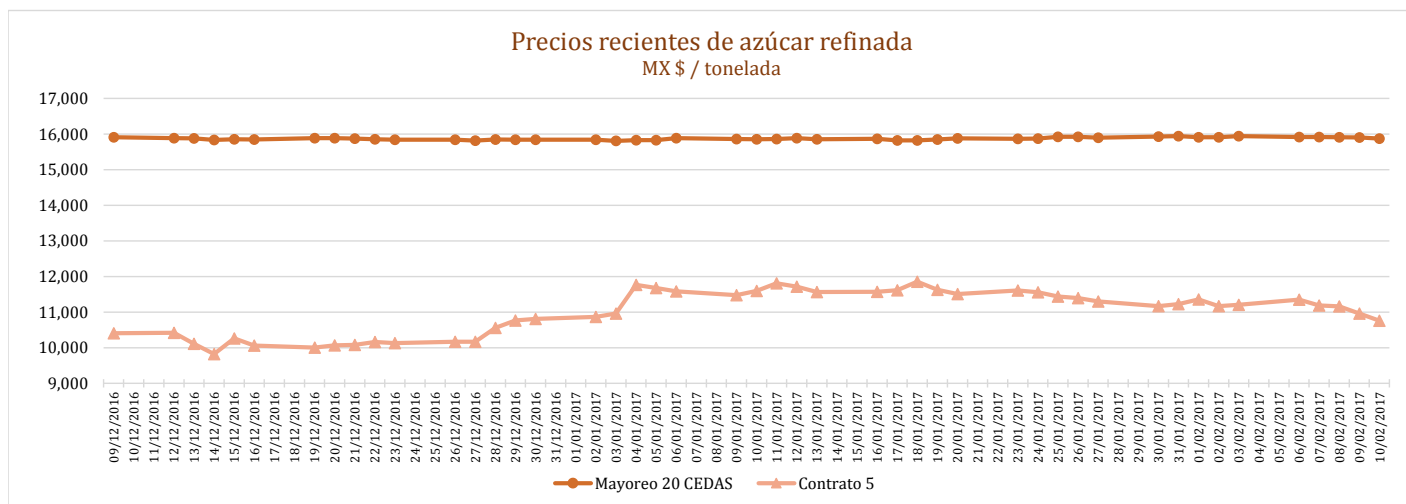
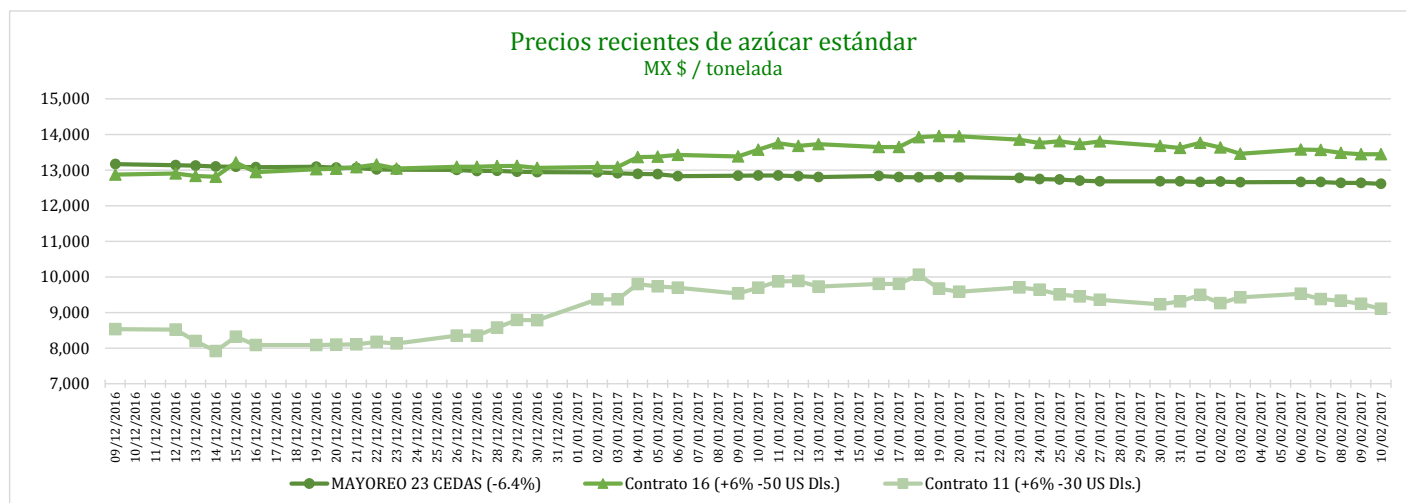


**PRECIOS RECIENTES**

CONCEPTO	06/02/2017	07/02/2017	08/02/2017	09/02/2017	10/02/2017	Promedio Semanal	Promedio Mensual	Promedio del ciclo
<b>Tipo de cambio fix (MX Pesos / US Dólar)</b>	20.49	20.64	20.50	20.42	20.35	20.48	20.51	20.26
<b>MX \$ / TONELADA</b>								
<b>AZÚCAR ESTÁNDAR</b>								
<b>Mayoreo 23 CEDAS (-6.4%)</b>	---	12,664.76	12,640.53	12,637.03	12,613.27	12,638.90	12,651.12	13,136.35
<b>Contrato 16 (+6% -50 US Dls.)</b>	13,580.12	13,561.50	13,480.66	13,445.10	13,441.79	13,501.83	13,546.73	12,758.56
<b>Contrato 11 (+6% -30 US Dls.)</b>	9,527.13	9,373.43	9,330.09	9,239.79	9,101.97	9,314.48	9,344.56	9,199.28
<b>Consumidor *</b>	---	---	---	---	---	21,393.33	21,320.83	21,482.50
<b>AZÚCAR REFINADA</b>								
<b>Mayoreo 20 CEDAS</b>	---	15,918.13	15,908.14	15,904.05	15,871.05	15,900.34	15,909.09	15,815.04
<b>Contrato 5</b>	11,347.61	11,185.25	11,159.87	10,961.51	10,758.86	11,082.62	11,143.09	11,051.07
<b>Consumidor *</b>	---	---	---	---	---	24,103.33	24,171.67	23,857.94

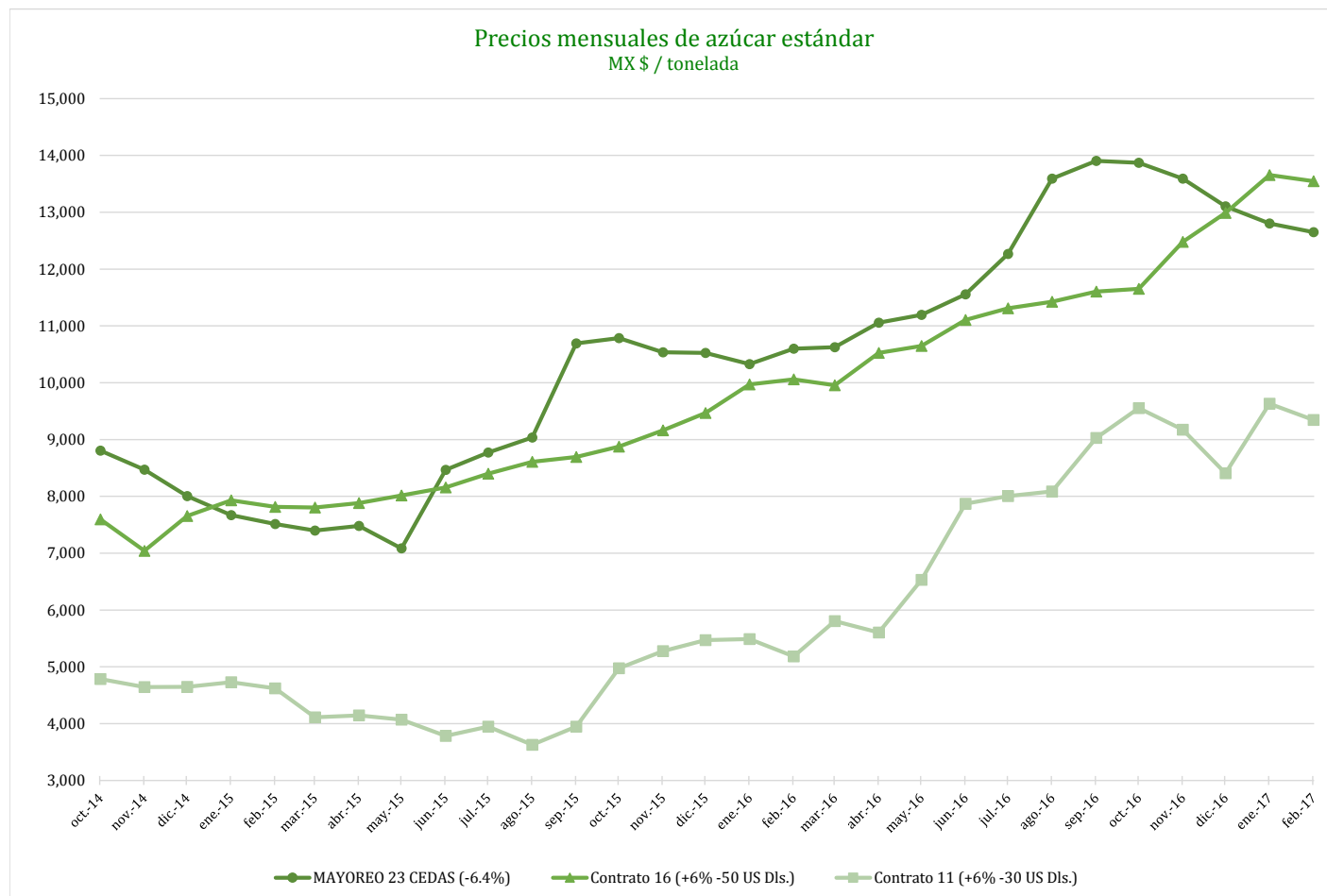
\* Nota: Precios promedio al consumidor en la Ciudad de México, Guadalajara, Jal., y Monterrey, N.L.



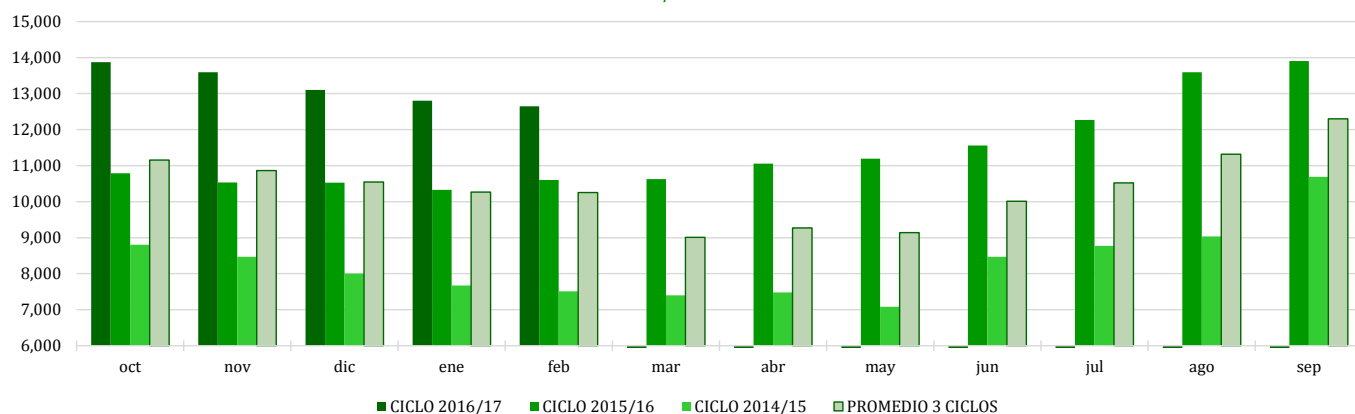
**COMPARATIVO CICLO 2016/17 VS 2015/16**

CONCEPTO	Promedio semanal (Sem. 19 de cada ciclo)			Promedio mensual de cada ciclo			Promedio de cada ciclo		
	6 al 10 Feb 2017 (a)	7 al 12 Feb 2016 (b)	Variación %	1 al 10 Feb 2017 (a)	1 al 12 Feb 2016 (b)	Variación %	1 Oct 2016 al 10 Feb 2017 (a)	1 Oct 2015 al 12 Feb 2016 (b)	Variación %
	MX Pesos / tonelada (a) / (b)			MX Pesos / tonelada (a) / (b)			MX Pesos / tonelada (a) / (b)		
<b>Tipo de cambio fix (MX Pesos / US Dólar)</b>	20.48	18.90	8.35	20.51	18.64	10.07	20.26	17.26	17.40
<b>AZÚCAR ESTÁNDAR</b>									
Mayoreo 23 CEDAS (-6.4%)	12,638.90	10,574.02	19.53	12,651.12	10,548.13	19.94	13,136.35	10,541.38	24.62
Contrato 16 (+6% -50 US Dls.)	13,501.83	10,260.53	31.59	13,546.73	10,117.02	33.90	12,758.56	9,444.72	35.09
Contrato 11 (+6% -30 US Dls.)	9,314.48	5,301.41	75.70	9,344.56	5,183.40	80.28	9,199.28	5,288.72	73.94
Consumidor *	21,393.33	17,715.00	20.76	21,320.83	17,492.50	21.89	21,482.50	16,490.36	30.27
<b>AZÚCAR REFINADA</b>									
Mayoreo 20 CEDAS	15,900.34	12,669.10	25.50	15,909.09	12,631.87	25.94	15,815.04	12,508.49	26.43
Contrato 5	11,082.62	7,461.90	48.52	11,143.09	7,392.91	50.73	11,051.07	6,958.53	58.81
Consumidor *	24,103.33	19,258.33	25.16	24,171.67	19,120.83	26.42	23,857.94	18,375.08	29.84

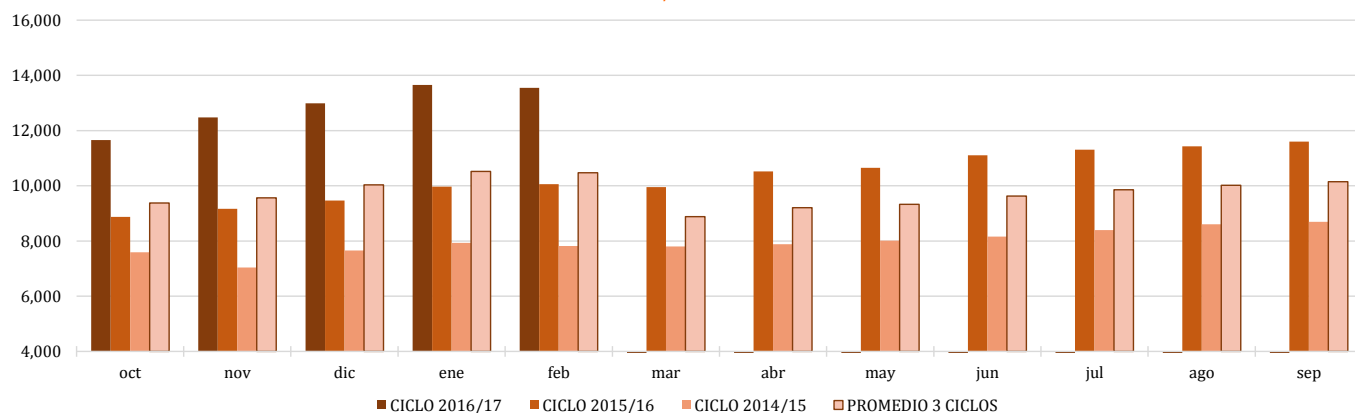
\* Nota: Precios promedio al consumidor en la Ciudad de México, Guadalajara, Jal., y Monterrey, N.L.



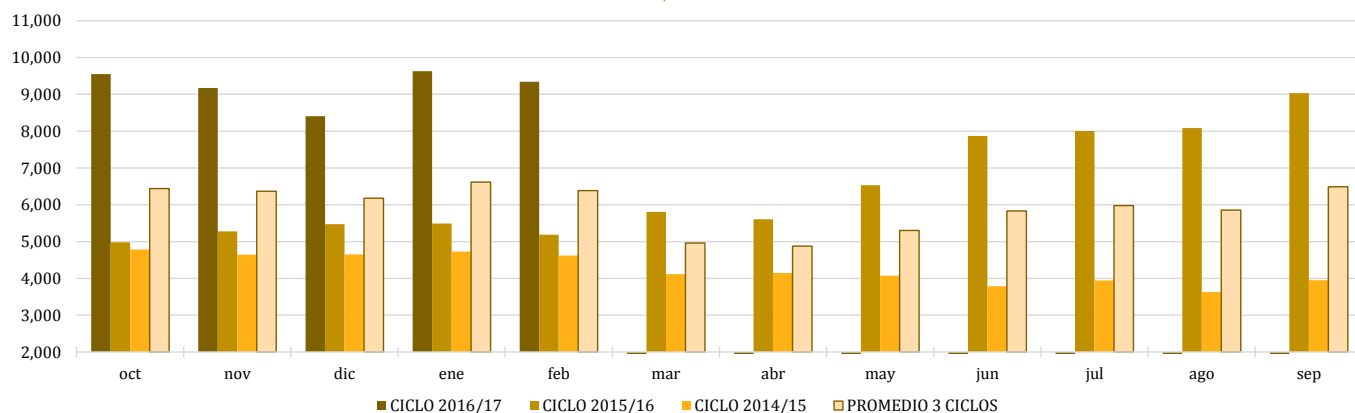
**Comparativo de precios mensuales al mayoreo, 23 CEDAS -6.4%**  
MX \$ / tonelada



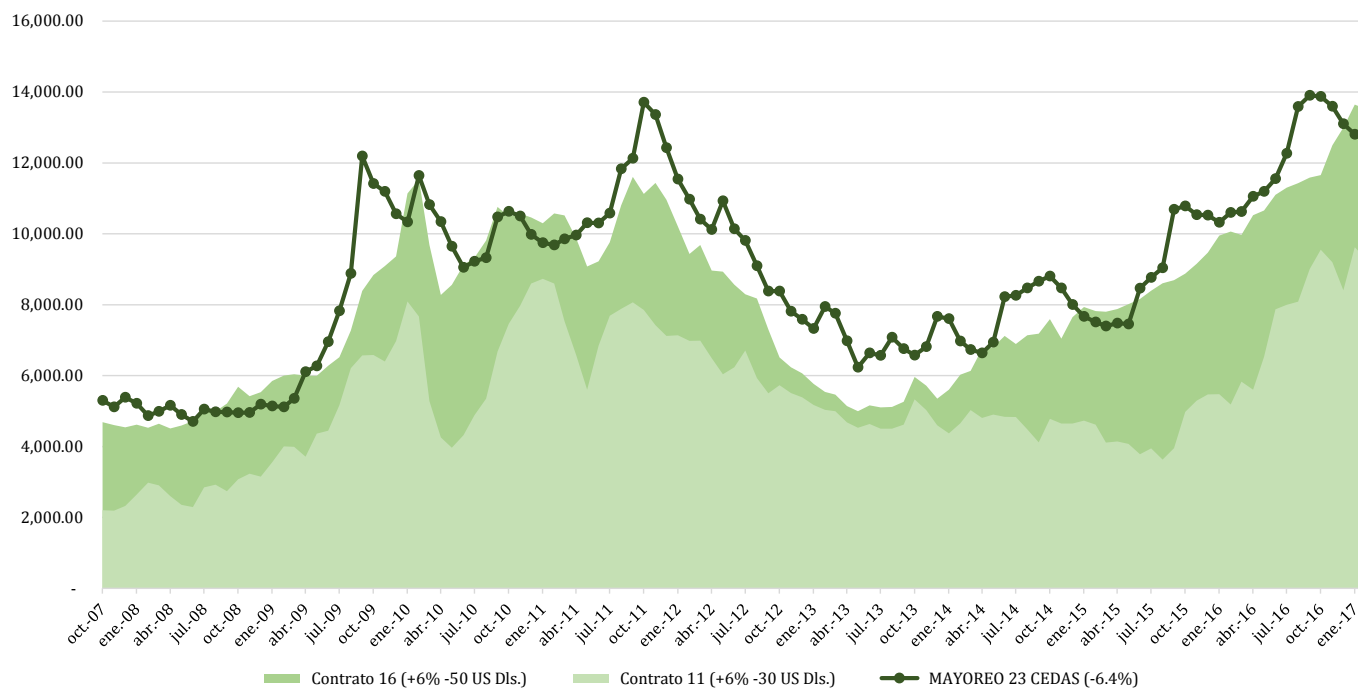
**Comparativo de precios mensuales Contrato 16, +6% - 50 US Dls.**  
MX \$ / tonelada



**Comparativo de precios mensuales Contrato 11, +6% - 30 US Dls.**  
MX \$ / tonelada



**Histórico de precios de azúcar estándar  
(MX\$/t)**



**Histórico de precios de azúcar refinada  
(MX\$/t)**

