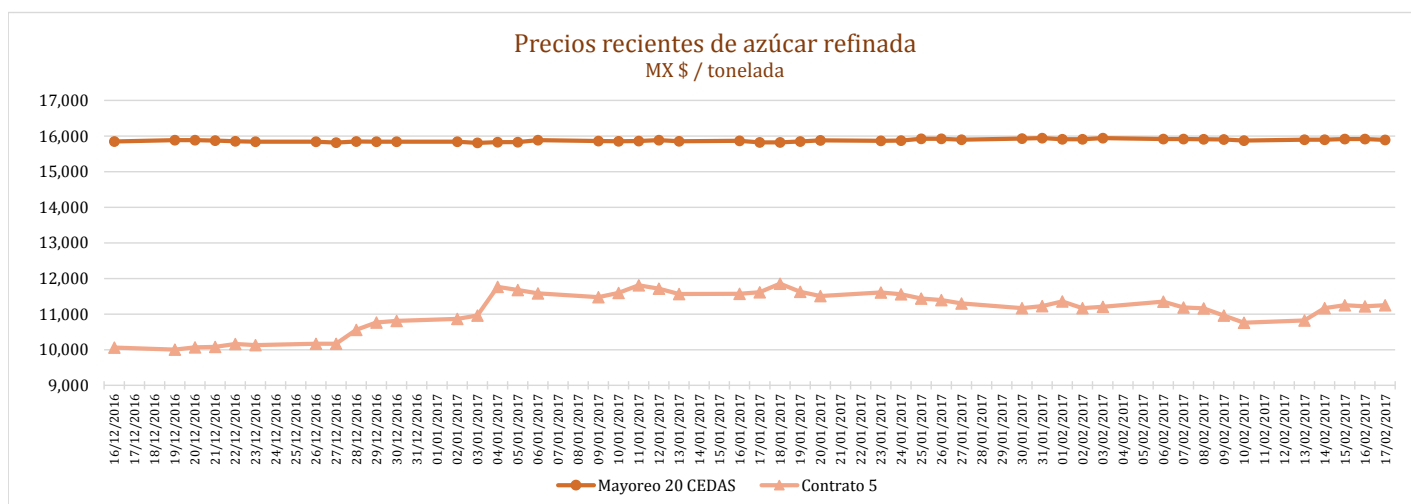
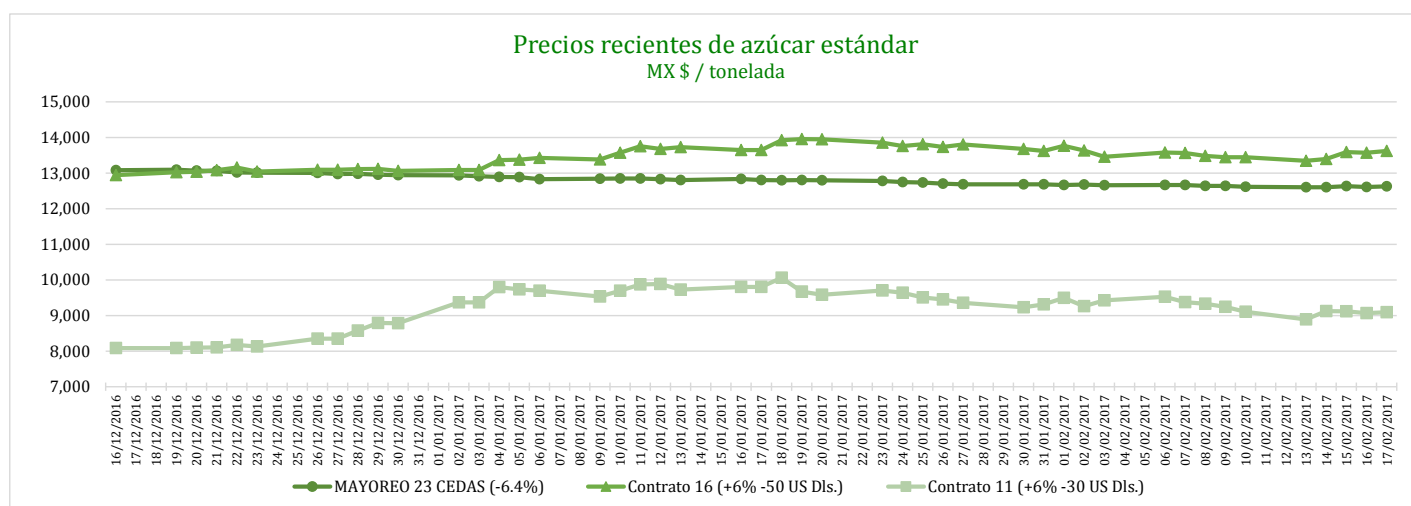


PRECIOS RECIENTES

CONCEPTO	13/02/2017	14/02/2017	15/02/2017	16/02/2017	17/02/2017	Promedio Semanal	Promedio Mensual	Promedio del ciclo
Tipo de cambio fix (MX Pesos / US Dólar)	20.33	20.35	20.33	20.33	20.45	20.36	20.45	20.26
MX \$ / TONELADA								
AZÚCAR ESTÁNDAR								
Mayoreo 23 CEDAS (-6.4%)	12,601.87	12,604.30	12,634.20	12,610.80	12,630.02	12,616.24	12,636.58	13,244.96
Contrato 16 (+6% -50 US Dls.)	13,344.19	13,392.39	13,589.48	13,570.47	13,621.95	13,503.70	13,530.18	12,797.37
Contrato 11 (+6% -30 US Dls.)	8,891.05	9,124.50	9,117.90	9,064.07	9,088.93	9,057.29	9,234.07	9,191.88
Consumidor *	---	---	---	---	---	21,433.33	21,364.10	21,480.04
AZÚCAR REFINADA								
Mayoreo 20 CEDAS	15,895.63	15,899.50	15,913.74	15,913.74	15,888.74	15,902.27	15,906.25	15,982.58
Contrato 5	10,822.63	11,168.46	11,250.11	11,217.44	11,250.98	11,141.92	11,142.64	11,055.70
Consumidor *	---	---	---	---	---	24,143.33	24,162.22	23,872.21

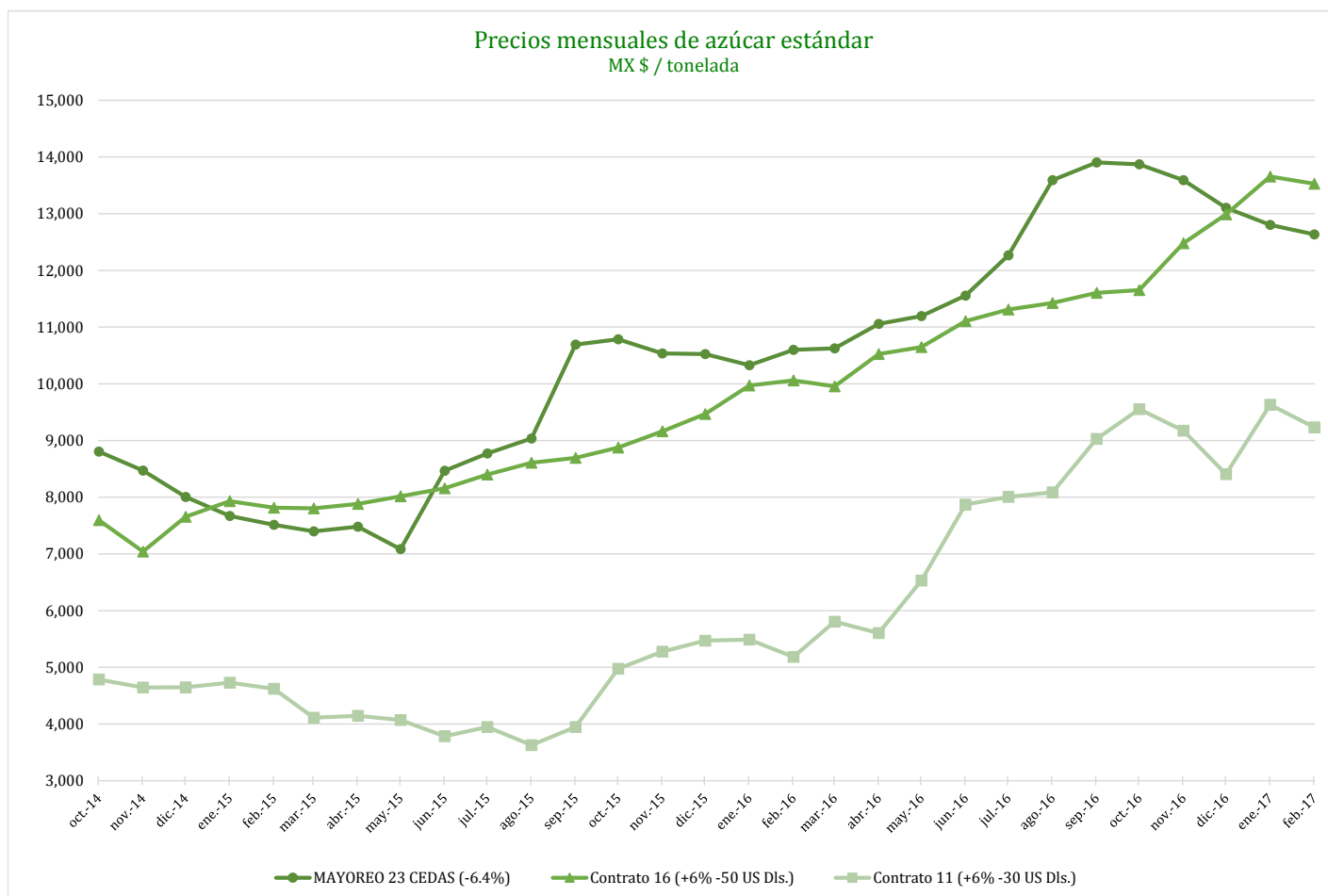
* Nota: Precios promedio al consumidor en la Ciudad de México, Guadalajara, Jal., y Monterrey, N.L.



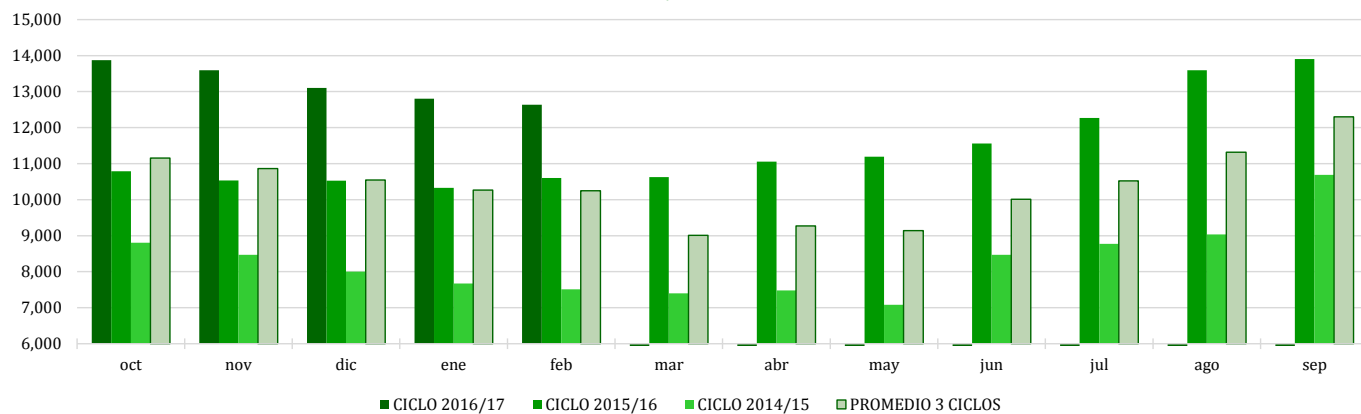
COMPARATIVO CICLO 2016/17 VS 2015/16

CONCEPTO	Promedio semanal (Sem. 20 de cada ciclo)			Promedio mensual de cada ciclo			Promedio de cada ciclo		
	13 al 17 Feb 2017 (a)	14 al 19 Feb 2016 (b)	Variación %	1 al 17 Feb 2017 (a)	1 al 19 Feb 2016 (b)	Variación %	1 Oct 2016 al 17 Feb 2017 (a)	1 Oct 2015 al 19 Feb 2016 (b)	Variación %
	MX Pesos / tonelada		(a) / (b)	MX Pesos / tonelada		(a) / (b)	MX Pesos / tonelada		(a) / (b)
Tipo de cambio fix (MX Pesos / US Dólar)	20.36	18.41	10.60	20.45	17.33	18.01	20.26	17.30	17.10
AZÚCAR ESTÁNDAR									
Mayoreo 23 CEDAS (-6.4%)	12,616.24	10,619.21	18.81	12,636.58	10,573.52	19.51	13,244.96	10,545.39	25.60
Contrato 16 (+6% -50 US Dls.)	13,503.70	10,143.13	33.13	13,530.18	10,125.05	33.63	12,797.37	9,474.44	35.07
Contrato 11 (+6% -30 US Dls.)	9,057.29	5,006.33	80.92	9,234.07	5,128.92	80.04	9,191.88	5,276.70	74.20
Consumidor *	21,433.33	17,555.00	22.09	21,364.10	17,513.33	21.99	21,480.04	16,543.59	29.84
AZÚCAR REFINADA									
Mayoreo 20 CEDAS	15,902.27	12,736.27	24.86	15,906.25	12,669.16	25.55	15,982.58	12,520.23	27.65
Contrato 5	11,141.92	6,906.07	61.34	11,142.64	7,219.04	54.35	11,055.70	6,955.82	58.94
Consumidor *	24,143.33	19,163.33	25.99	24,162.22	19,135.00	26.27	23,872.21	18,412.62	29.65

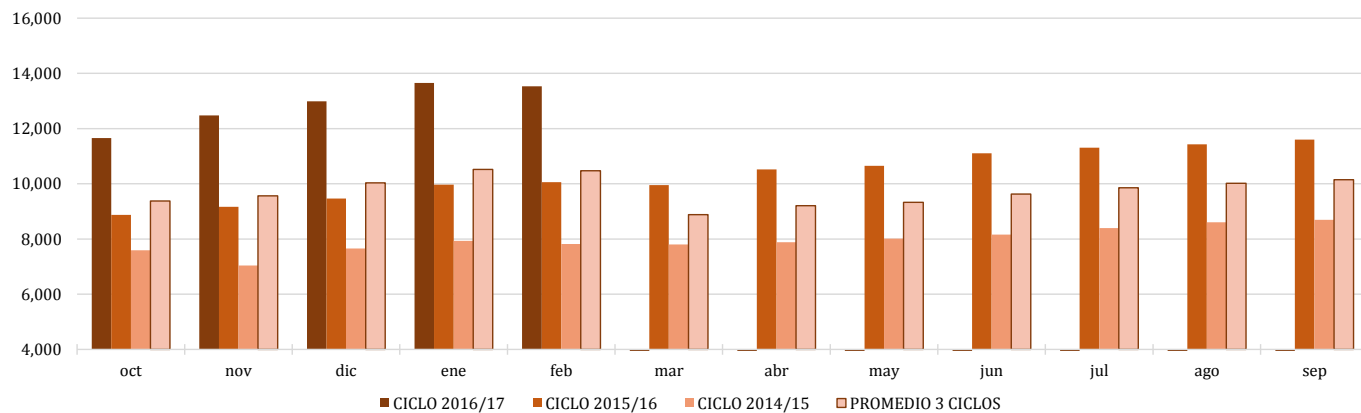
* Nota: Precios promedio al consumidor en la Ciudad de México, Guadalajara, Jal., y Monterrey, N.L.



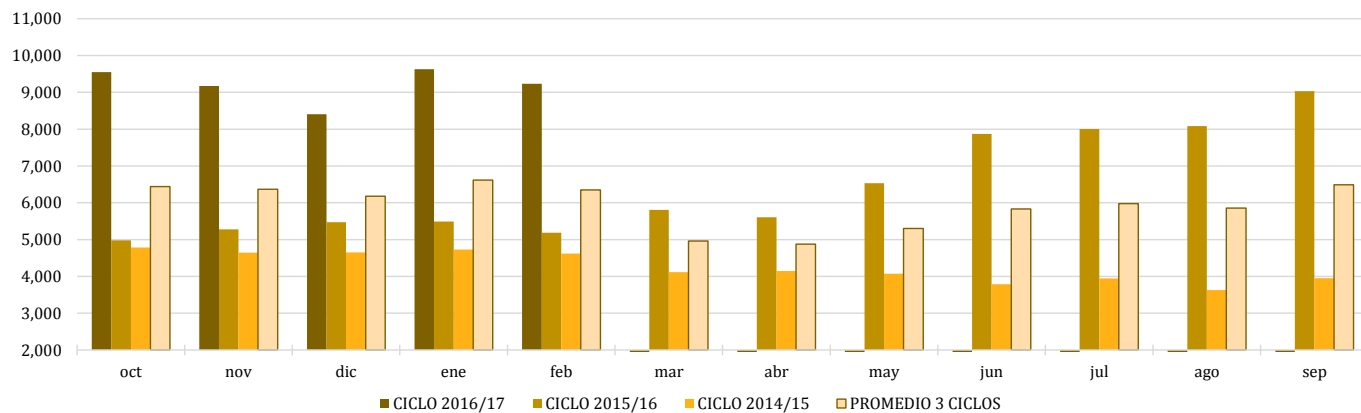
Comparativo de precios mensuales al mayoreo, 23 CEDAS -6.4%
MX \$ / tonelada



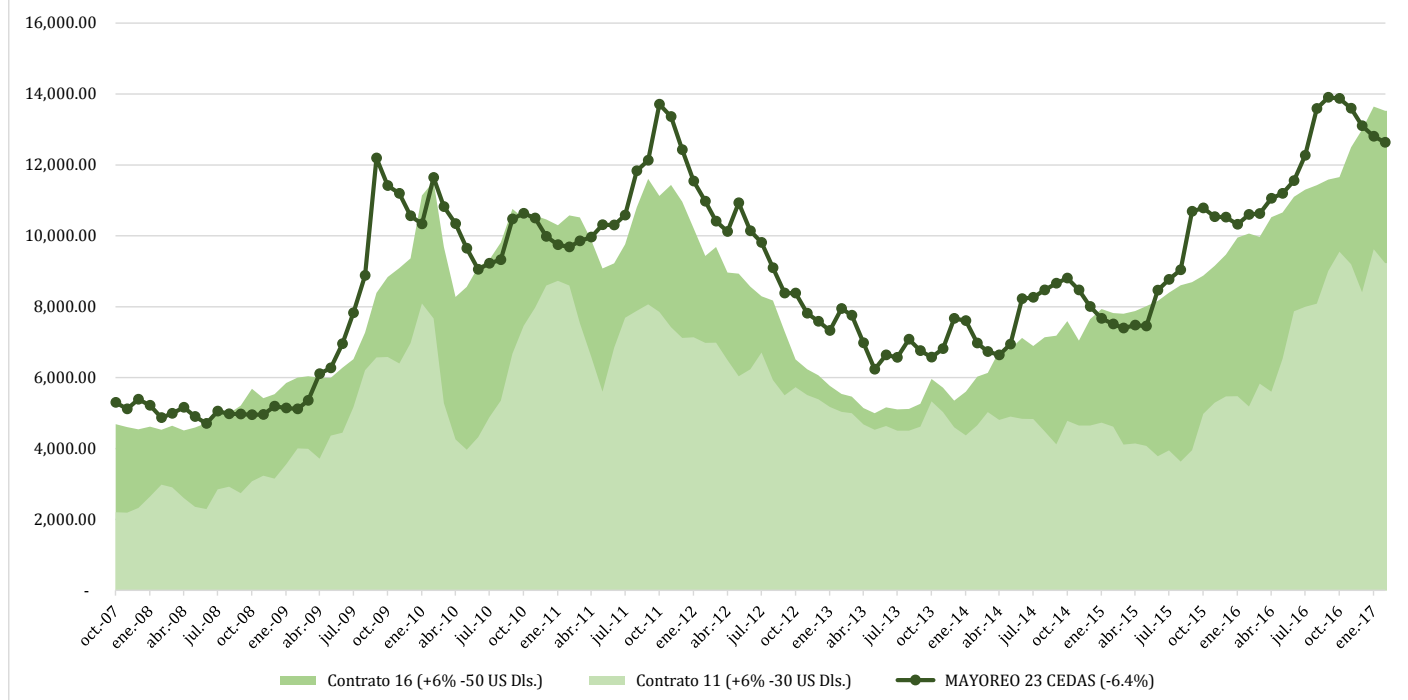
Comparativo de precios mensuales Contrato 16, +6% - 50 US Dls.
MX \$ / tonelada



Comparativo de precios mensuales Contrato 11, +6% - 30 US Dls.
MX \$ / tonelada



**Histórico de precios de azúcar estándar
(MX\$/t)**



**Histórico de precios de azúcar refinada
(MX\$/t)**

