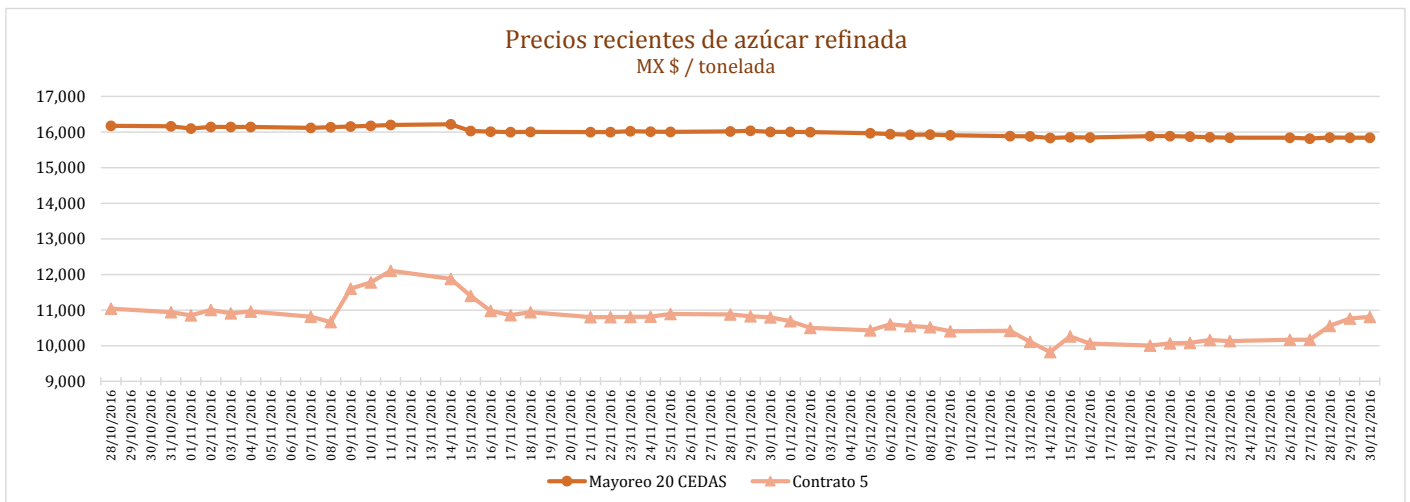
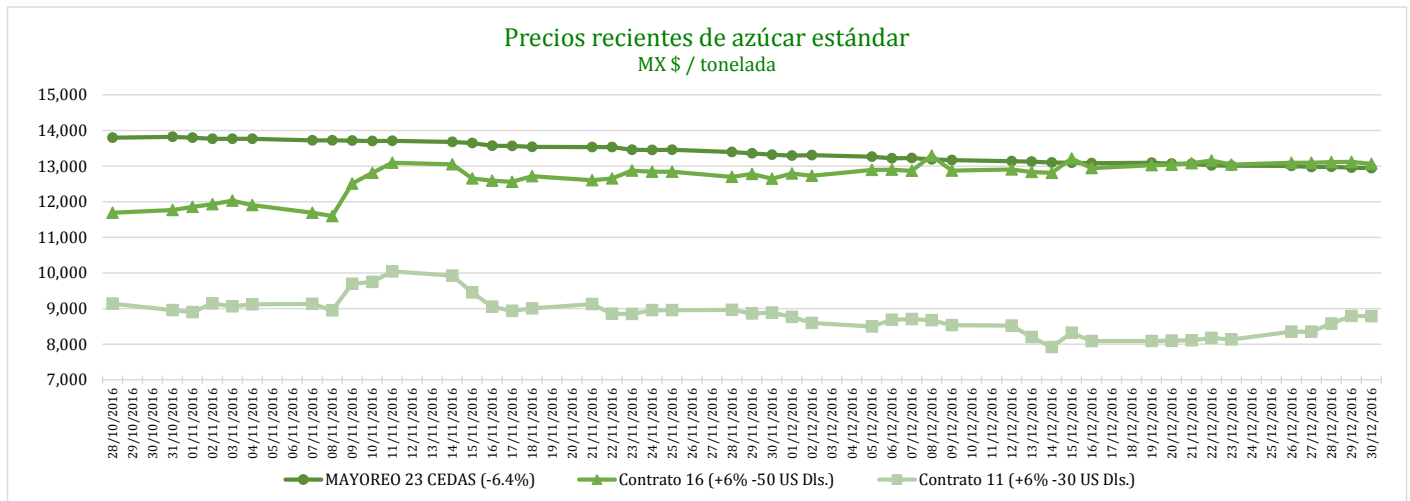


**PRECIOS RECIENTES**

CONCEPTO	26/12/2016	27/12/2016	28/12/2016	29/12/2016	30/12/2016	Promedio Semanal	Promedio Mensual	Promedio del ciclo
<b>Tipo de cambio fix (MX Pesos / US Dólar)</b>	20.64	20.71	20.73	20.66	20.62	20.67	20.51	19.85
<b>MX \$ / TONELADA</b>								
<b>AZÚCAR ESTÁNDAR</b>								
Mayoreo 23 CEDAS (-6.4%)	13,006.55	12,973.74	12,976.93	12,953.96	12,942.71	12,970.78	13,096.23	13,515.13
Contrato 16 (+6% -50 US Dls.)	---	13,093.43	13,110.00	13,115.67	13,063.26	13,095.59	12,398.56	12,373.80
Contrato 11 (+6% -30 US Dls.)	---	8,349.59	8,578.17	8,791.73	8,782.39	8,625.47	8,025.27	9,043.81
Consumidor *	---	---	---	---	---	21,526.67	21,402.84	21,518.01
<b>AZÚCAR REFINADA</b>								
Mayoreo 20 CEDAS	15,843.20	15,816.90	15,848.33	15,838.30	15,843.30	15,838.01	15,881.09	16,037.12
Contrato 5	---	10,166.25	10,556.43	10,763.88	10,808.69	10,573.81	9,858.54	10,884.66
Consumidor *	---	---	---	---	---	24,201.67	24,241.50	23,721.09

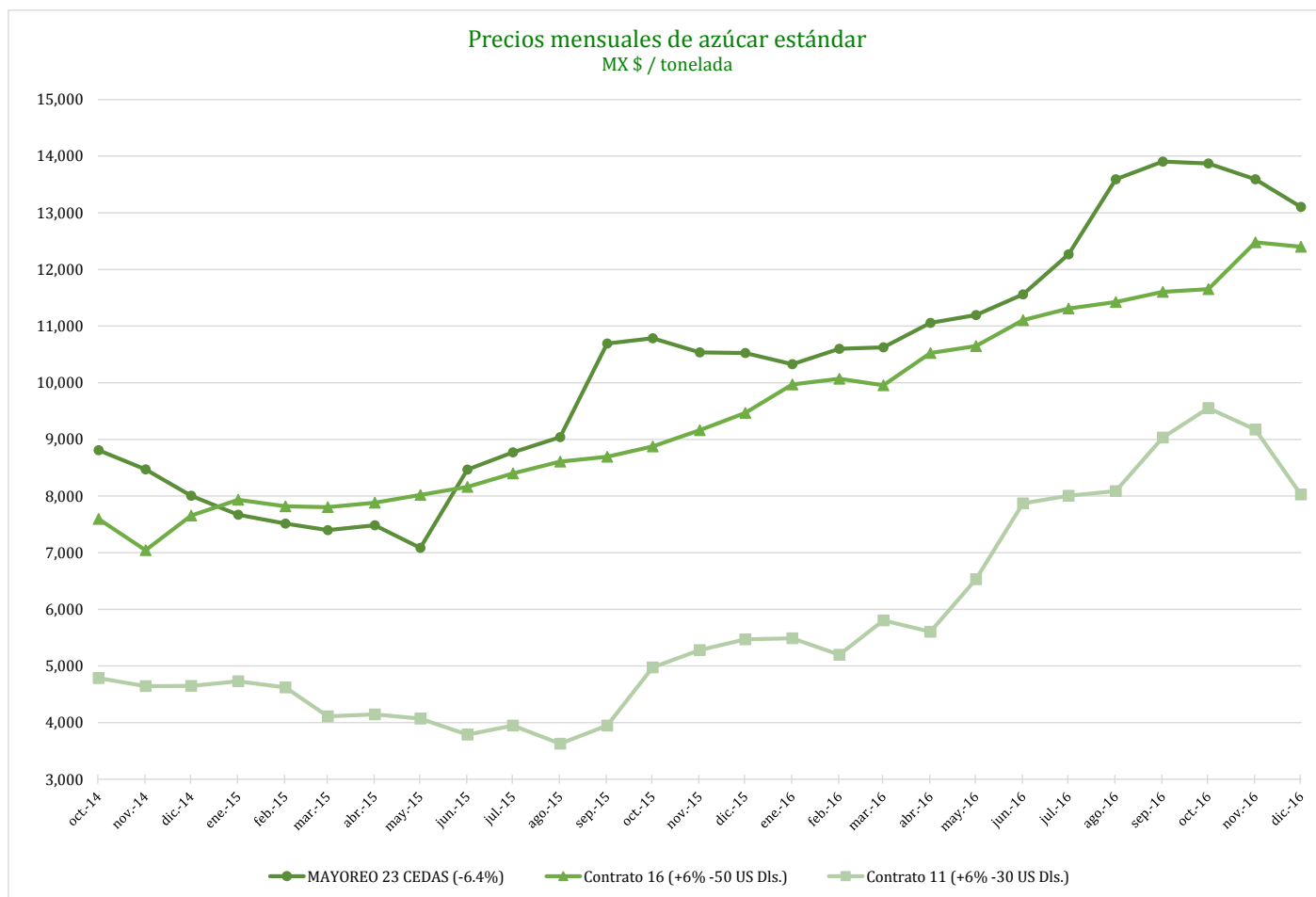
\* Nota: Precios promedio al consumidor en la Ciudad de México, Guadalajara, Jal., y Monterrey, N.L.



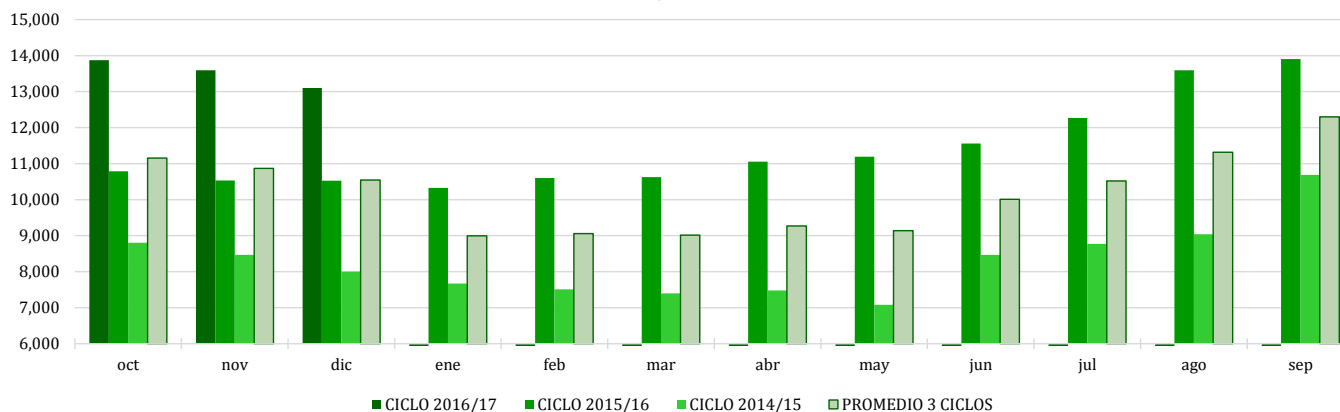
**COMPARATIVO CICLO 2016/17 VS 2015/16**

CONCEPTO	Promedio semanal (Sem. 13 de cada ciclo)			Promedio mensual de cada ciclo			Promedio de cada ciclo		
	26 al 30 Dic 2016 (a)	28 Dic 2015 al 1 Ene 2016 (b)	Variación %	1 al 30 Dic 2016 (a)	1 al 31 Dic 2015 (b)	Variación %	1 Oct al 30 Dic 2016 (a)	1 Oct 2015 al 1 Ene 2016 (b)	Variación %
	MX Pesos / tonelada		(a) / (b)	MX Pesos / tonelada		(a) / (b)	MX Pesos / tonelada		(a) / (b)
<b>Tipo de cambio fix (MX Pesos / US Dólar)</b>	20.67	17.27	19.73	20.51	17.07	20.14	19.85	16.77	18.33
<b>AZÚCAR ESTÁNDAR</b>									
<b>Mayoreo 23 CEDAS (-6.4%)</b>	12,970.78	10,431.22	24.35	13,096.23	10,525.44	24.42	13,515.13	10,610.26	27.38
<b>Contrato 16 (+6% -50 US Dls.)</b>	13,095.59	9,534.88	37.34	12,398.56	9,467.42	30.96	12,373.80	9,174.54	34.87
<b>Contrato 11 (+6% -30 US Dls.)</b>	8,625.47	5,527.56	56.04	8,025.27	5,469.20	46.74	9,043.81	5,247.48	72.35
<b>Consumidor *</b>	21,526.67	16,771.67	28.35	21,402.84	16,700.72	28.16	21,518.01	16,180.79	32.98
<b>AZÚCAR REFINADA</b>									
<b>Mayoreo 20 CEDAS</b>	15,838.01	12,552.03	26.18	15,881.09	12,529.99	26.74	16,037.12	12,488.30	28.42
<b>Contrato 5</b>	10,573.81	7,194.19	46.98	9,858.54	7,005.04	40.73	10,884.66	6,695.64	62.56
<b>Consumidor *</b>	24,201.67	18,943.33	27.76	24,241.50	18,678.33	29.78	23,721.09	18,140.12	30.77

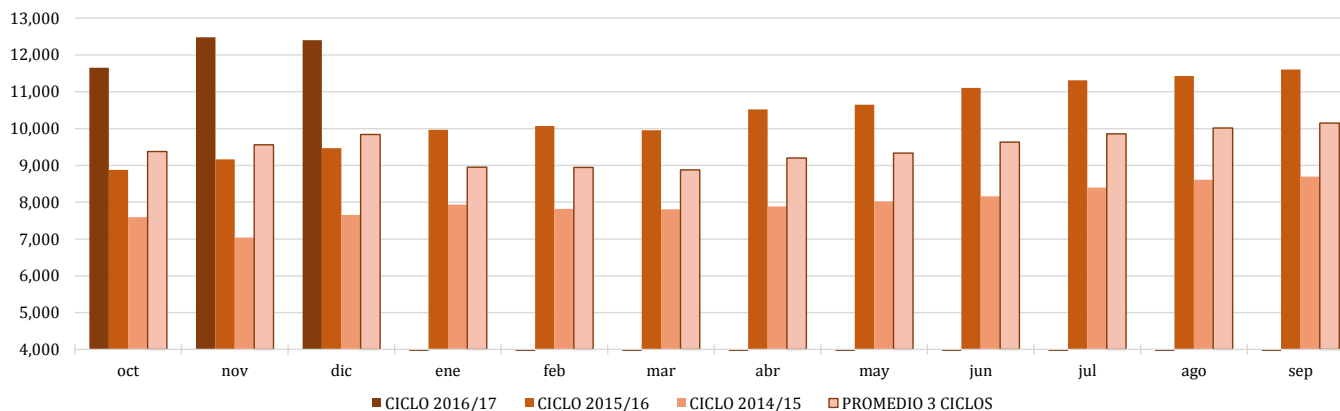
\* Nota: Precios promedio al consumidor en la Ciudad de México, Guadalajara, Jal., y Monterrey, N.L.



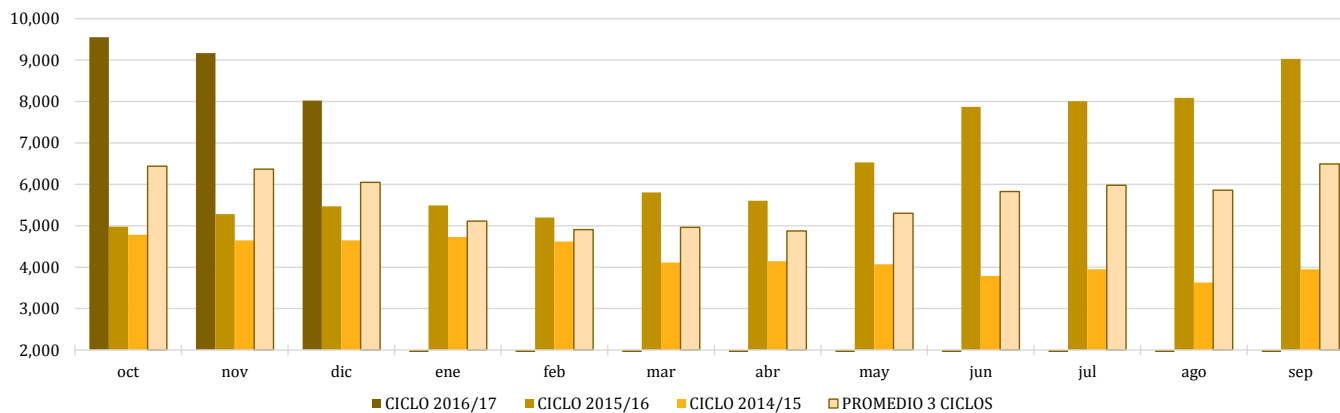
**Comparativo de precios mensuales al mayoreo, 23 CEDAS -6.4%**  
MX \$ / tonelada



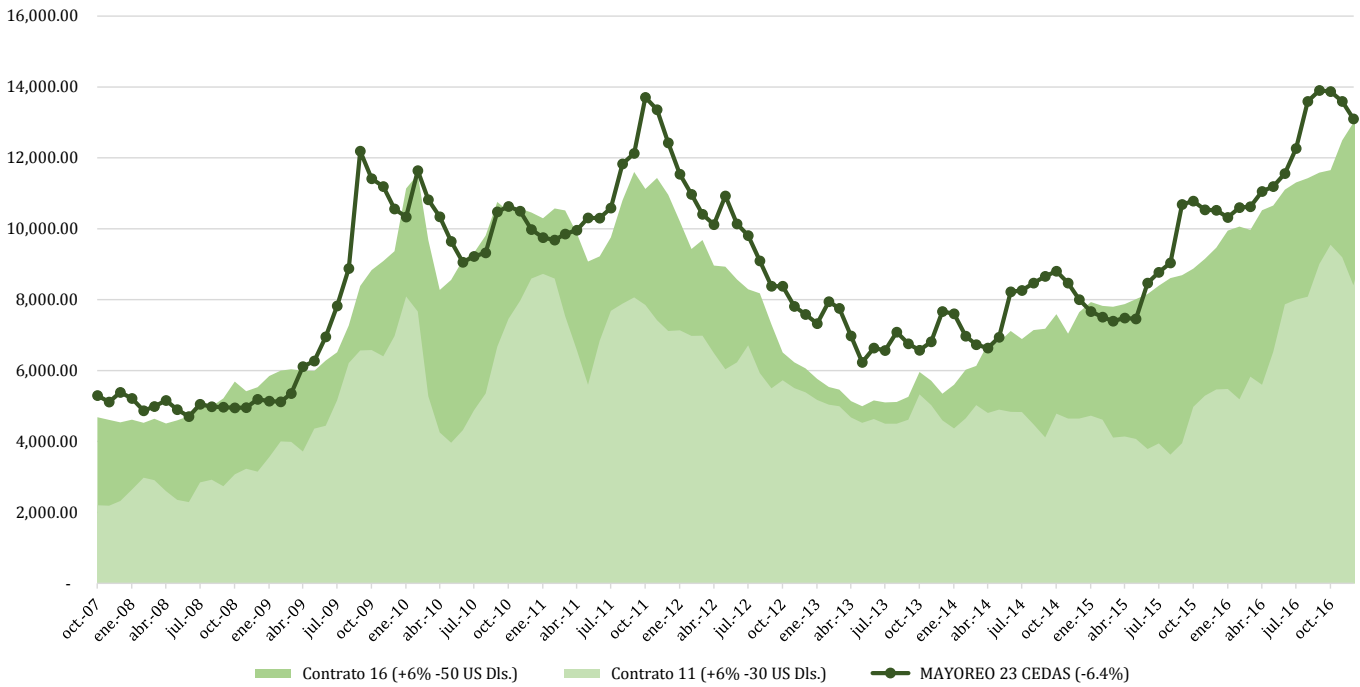
**Comparativo de precios mensuales Contrato 16, +6% - 50 US Dls.**  
MX \$ / tonelada



**Comparativo de precios mensuales Contrato 11, +6% - 30 US Dls.**  
MX \$ / tonelada



**Histórico de precios de azúcar estándar  
(MX\$/t)**



**Histórico de precios de azúcar refinada  
(MX\$/t)**

