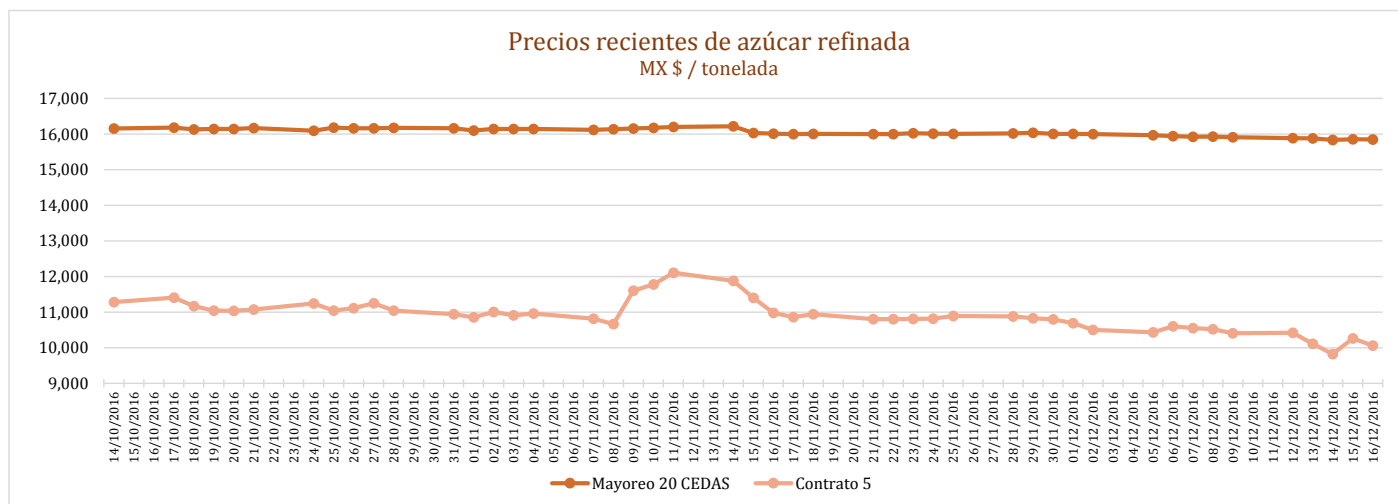
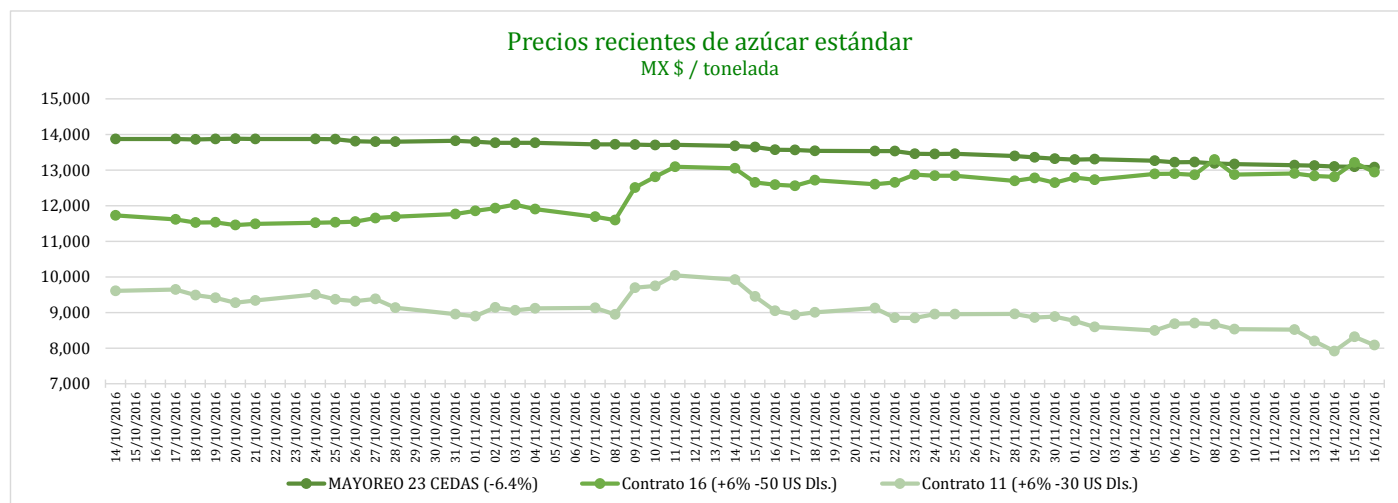


PRECIOS RECIENTES

CONCEPTO	12/12/2016	13/12/2016	14/12/2016	15/12/2016	16/12/2016	Promedio Semanal	Promedio Mensual	Promedio del ciclo
Tipo de cambio fix (MX Pesos / US Dólar)	20.29	20.26	20.22	20.60	20.43	20.36	20.43	19.71
MX \$ / TONELADA								
AZÚCAR ESTÁNDAR								
Mayoreo 23 CEDAS (-6.4%)	13,134.18	13,124.68	13,099.98	13,090.22	13,082.14	13,106.24	13,171.29	13,610.37
Contrato 16 (+6% -50 US Dls.)	12,904.28	12,833.48	12,811.88	13,212.92	12,942.00	12,940.91	12,920.74	12,033.27
Contrato 11 (+6% -30 US Dls.)	8,520.32	8,197.13	7,913.96	8,315.71	8,085.05	8,206.44	8,455.79	8,994.07
Consumidor *	---	---	---	---	---	21,395.00	21,327.08	21,522.42
AZÚCAR REFINADA								
Mayoreo 20 CEDAS	15,883.66	15,880.43	15,834.40	15,850.40	15,845.40	15,858.86	15,905.87	16,071.92
Contrato 5	10,418.73	10,112.14	9,822.12	10,261.57	10,058.75	10,134.66	10,364.62	10,981.51
Consumidor *	---	---	---	---	---	24,213.33	24,266.11	23,633.18

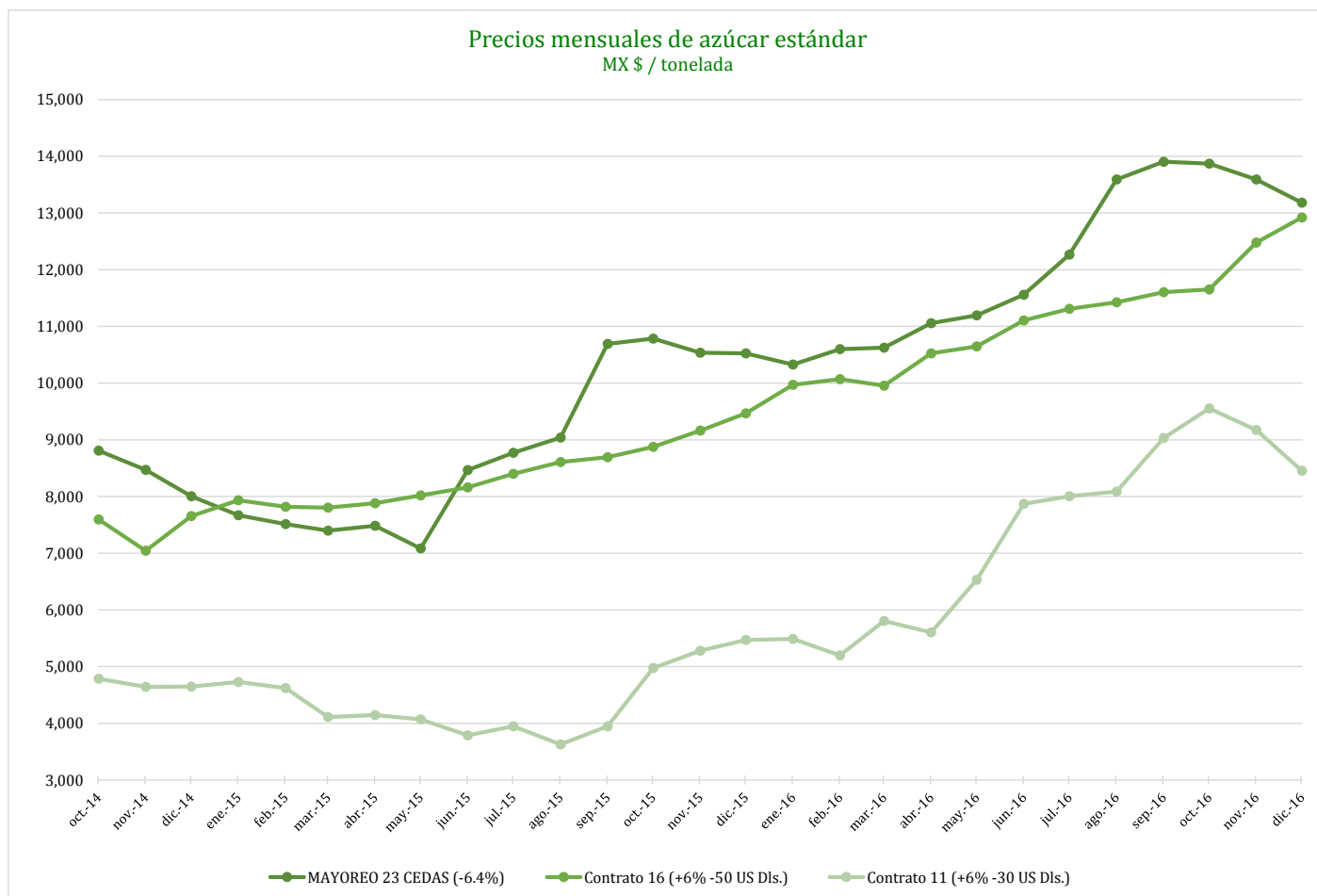
* Nota: Precios promedio al consumidor en la Ciudad de México, Guadalajara, Jal., y Monterrey, N.L.



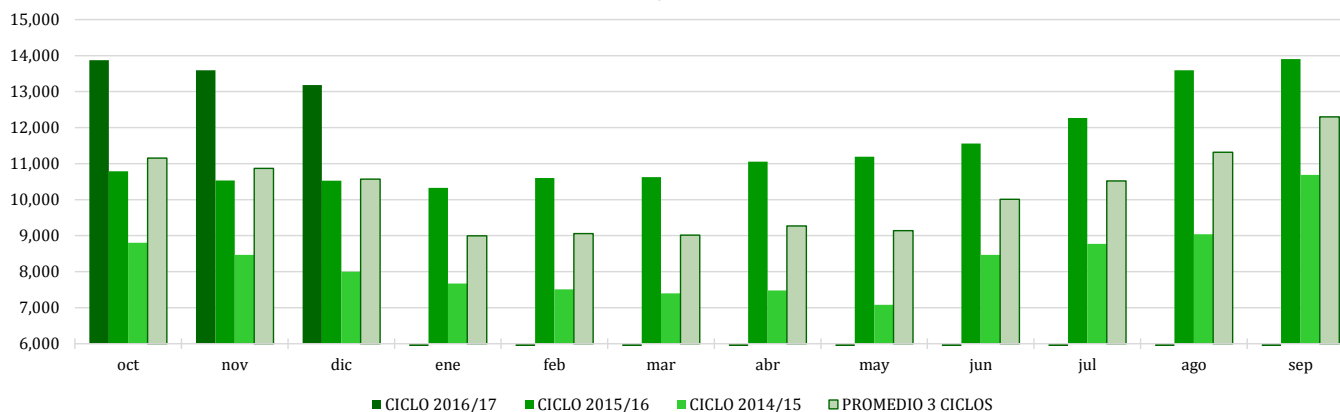
COMPARATIVO CICLO 2016/17 VS 2015/16

CONCEPTO	Promedio semanal (Sem. 8 de cada ciclo)			Promedio mensual de cada ciclo			Promedio de cada ciclo		
	12 al 16 Dic 2016 (a)	14 al 18 Dic 2015 (b)	Variación %	1 al 16 Dic 2016 (a)	1 al 18 Dic 2015 (b)	Variación %	1 Oct al 16 Dic 2016 (a)	1 Oct al 18 Dic 2015 (b)	Variación %
	MX Pesos / tonelada		(a) / (b)	MX Pesos / tonelada		(a) / (b)	MX Pesos / tonelada		(a) / (b)
Tipo de cambio fix (MX Pesos / US Dólar)	20.36	17.16	18.67	20.43	16.97	20.37	19.71	16.38	20.29
AZÚCAR ESTÁNDAR									
Mayoreo 23 CEDAS (-6.4%)	13,106.24	10,522.67	24.55	13,171.29	10,574.39	24.56	13,610.37	10,638.36	27.94
Contrato 16 (+6% -50 US Dls.)	12,940.91	9,479.39	36.52	12,920.74	9,426.06	37.07	12,033.27	8,950.53	34.44
Contrato 11 (+6% -30 US Dls.)	8,206.44	5,377.59	52.60	8,455.79	5,434.56	55.59	8,994.07	5,108.48	76.06
Consumidor *	21,395.00	16,860.00	26.90	21,327.08	16,658.10	28.03	21,522.42	16,086.42	33.79
AZÚCAR REFINADA									
Mayoreo 20 CEDAS	15,858.86	12,510.75	26.76	15,905.87	12,528.98	26.95	16,071.92	12,480.41	28.78
Contrato 5	10,134.66	6,945.06	45.93	10,364.62	6,918.50	49.81	10,981.51	6,619.82	65.89
Consumidor *	24,213.33	19,073.33	26.95	24,266.11	18,686.11	29.86	23,633.18	18,030.28	31.07

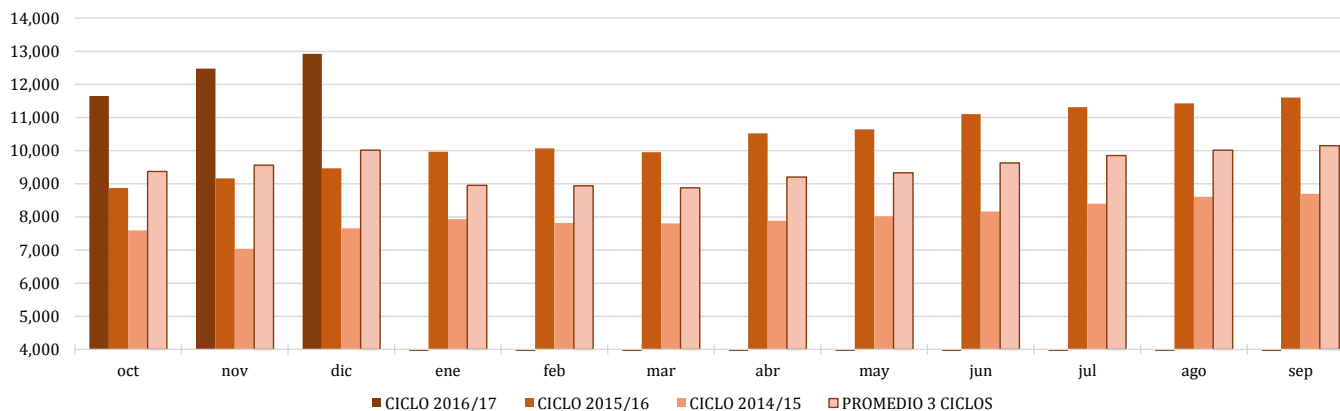
* Nota: Precios promedio al consumidor en la Ciudad de México, Guadalajara, Jal., y Monterrey, N.L.



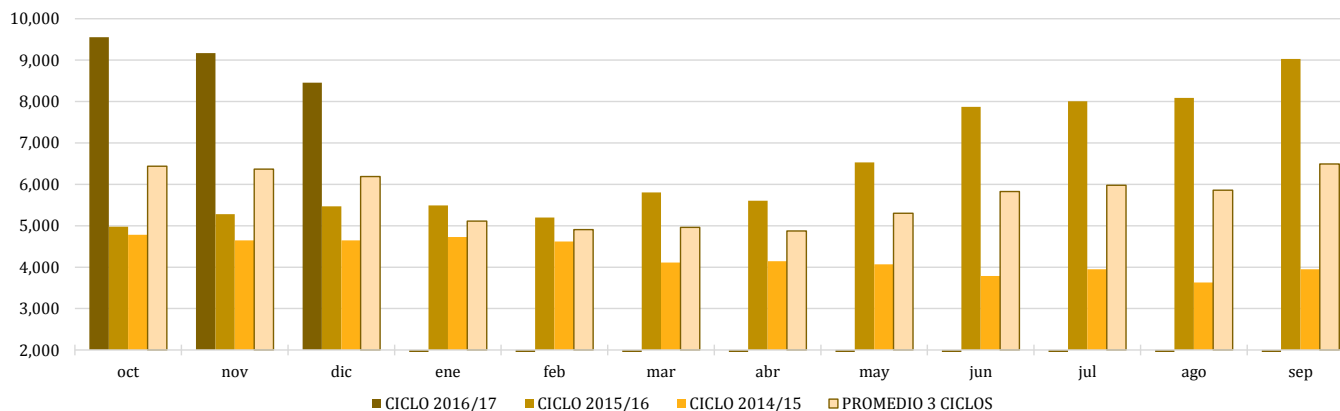
Comparativo de precios mensuales al mayoreo, 23 CEDAS -6.4%
MX \$ / tonelada



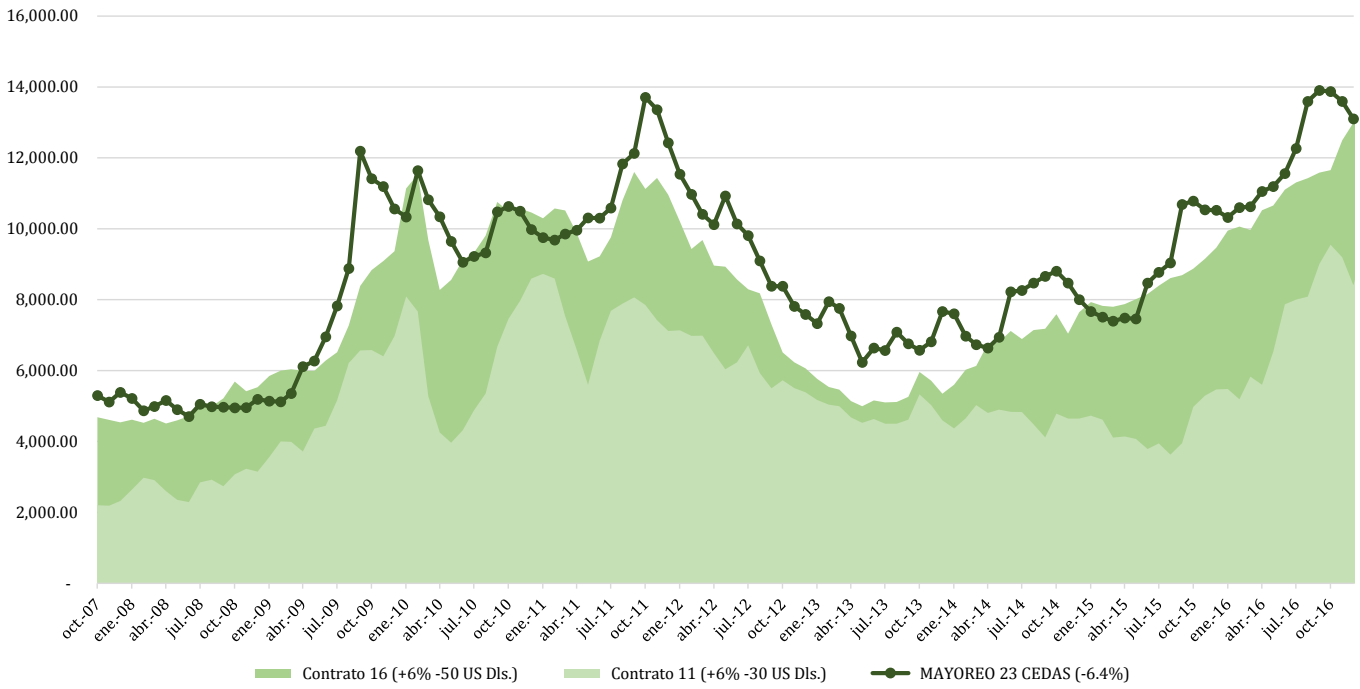
Comparativo de precios mensuales Contrato 16, +6% - 50 US Dls.
MX \$ / tonelada



Comparativo de precios mensuales Contrato 11, +6% - 30 US Dls.
MX \$ / tonelada



**Histórico de precios de azúcar estándar
(MX\$/t)**



**Histórico de precios de azúcar refinada
(MX\$/t)**

