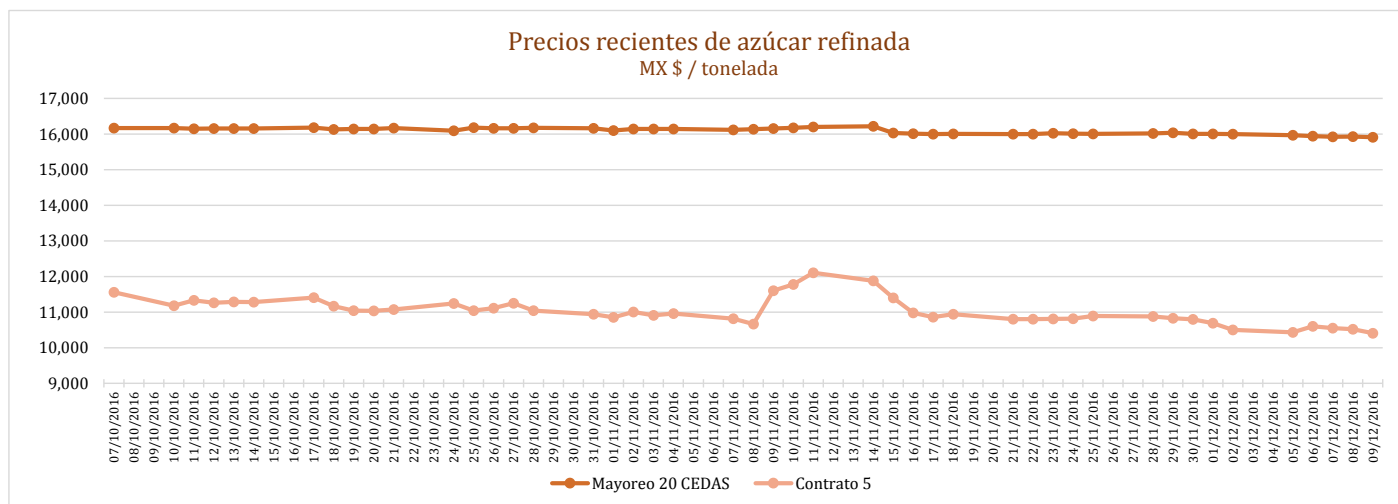
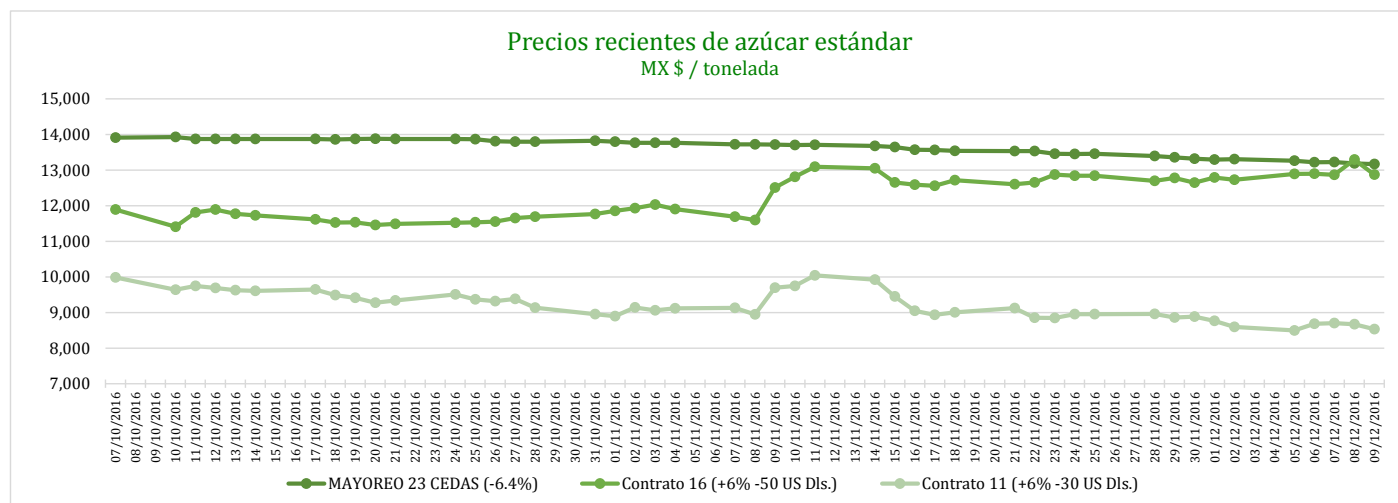


**PRECIOS RECIENTES**

CONCEPTO	05/12/2016	06/12/2016	07/12/2016	08/12/2016	09/12/2016	Promedio Semanal	Promedio Mensual	Promedio del ciclo
<b>Tipo de cambio fix (MX Pesos / US Dólar)</b>	20.59	20.39	20.30	20.42	20.33	20.40	20.48	19.64
<b>MX \$ / TONELADA</b>								
<b>AZÚCAR ESTÁNDAR</b>								
Mayoreo 23 CEDAS (-6.4%)	13,263.84	13,220.86	13,222.68	13,186.36	13,166.92	13,212.13	13,225.51	13,662.89
Contrato 16 (+6% -50 US Dls.)	12,892.36	12,896.53	12,868.31	13,292.36	12,875.48	12,965.01	12,906.33	11,942.51
Contrato 11 (+6% -30 US Dls.)	8,496.72	8,683.11	8,701.86	8,667.22	8,531.06	8,615.99	8,633.91	9,072.83
Consumidor *	---	---	---	---	---	21,256.67	21,278.57	21,535.17
<b>AZÚCAR REFINADA</b>								
Mayoreo 20 CEDAS	15,964.39	15,938.72	15,923.33	15,930.33	15,910.33	15,933.42	15,945.05	16,094.12
Contrato 5	10,432.26	10,598.84	10,548.19	10,520.47	10,409.22	10,501.80	10,528.87	11,067.93
Consumidor *	---	---	---	---	---	24,350.00	24,292.50	23,575.17

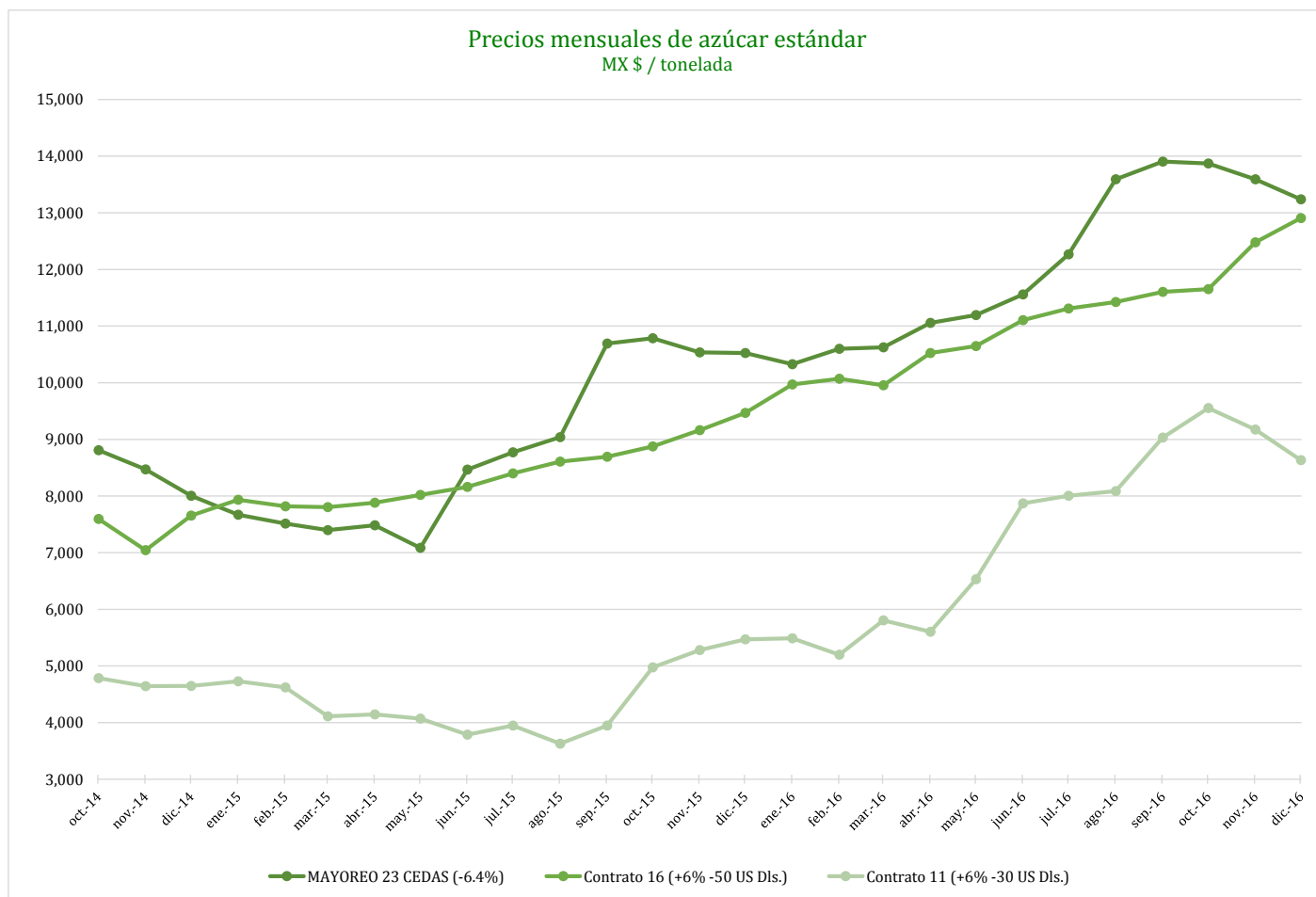
\* Nota: Precios promedio al consumidor en la Ciudad de México, Guadalajara, Jal., y Monterrey, N.L.



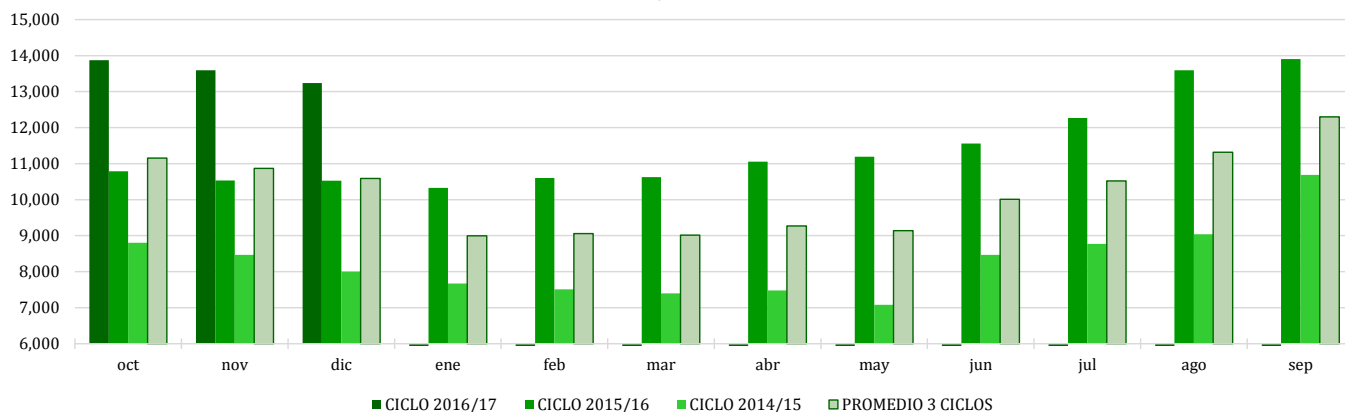
**COMPARATIVO CICLO 2016/17 VS 2015/16**

CONCEPTO	Promedio semanal (Sem. 8 de cada ciclo)			Promedio mensual de cada ciclo			Promedio de cada ciclo		
	5 al 9 Dic 2016 (a)	7 al 11 Dic 2015 (b)	Variación %	1 al 9 Dic 2016 (a)	1 al 11 Dic 2015 (b)	Variación %	1 Oct al 9 Dic 2016 (a)	1 Oct al 11 Dic 2015 (b)	Variación %
	MX Pesos / tonelada		(a) / (b)	MX Pesos / tonelada		(a) / (b)	MX Pesos / tonelada		(a) / (b)
<b>Tipo de cambio fix</b> (MX Pesos / US Dólar)	20.40	17.07	19.50	20.48	16.87	21.40	19.64	16.30	20.47
<b>AZÚCAR ESTÁNDAR</b>									
Mayoreo 23 CEDAS (-6.4%)	13,212.13	10,602.46	24.61	13,225.51	10,603.13	24.73	13,662.89	10,650.16	28.29
Contrato 16 (+6% -50 US Dls.)	12,965.01	9,513.57	36.28	12,906.33	9,396.44	37.35	11,942.51	8,896.56	34.24
Contrato 11 (+6% -30 US Dls.)	8,615.99	5,433.74	58.56	8,633.91	5,466.21	57.95	9,072.83	5,081.02	78.56
Consumidor *	21,256.67	16,593.33	28.10	21,278.57	16,545.93	28.60	21,535.17	16,010.58	34.51
<b>AZÚCAR REFINADA</b>									
Mayoreo 20 CEDAS	15,933.42	12,547.86	26.98	15,945.05	12,539.11	27.16	16,094.12	12,477.31	28.99
Contrato 5	10,501.80	6,913.73	51.90	10,528.87	6,903.74	52.51	11,067.93	6,586.63	68.04
Consumidor *	24,350.00	18,840.00	29.25	24,292.50	18,492.50	31.36	23,575.17	17,935.46	31.44

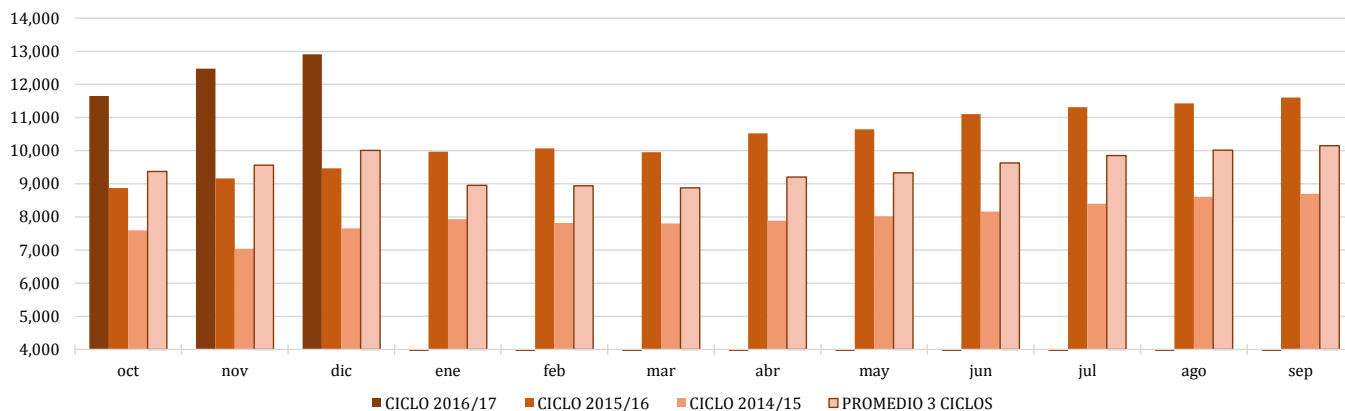
\* Nota: Precios promedio al consumidor en la Ciudad de México, Guadalajara, Jal., y Monterrey, N.L.



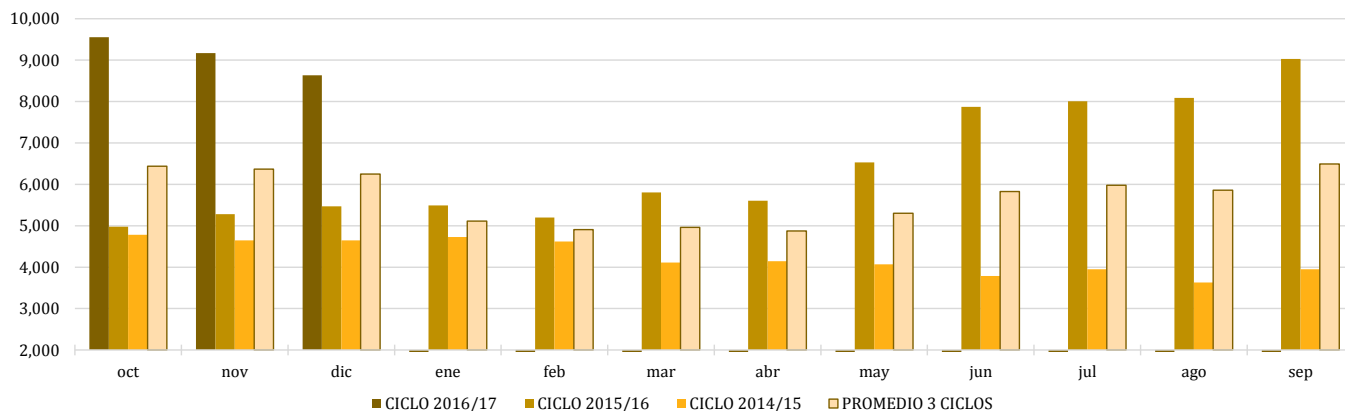
**Comparativo de precios mensuales al mayoreo, 23 CEDAS -6.4%**  
MX \$ / tonelada



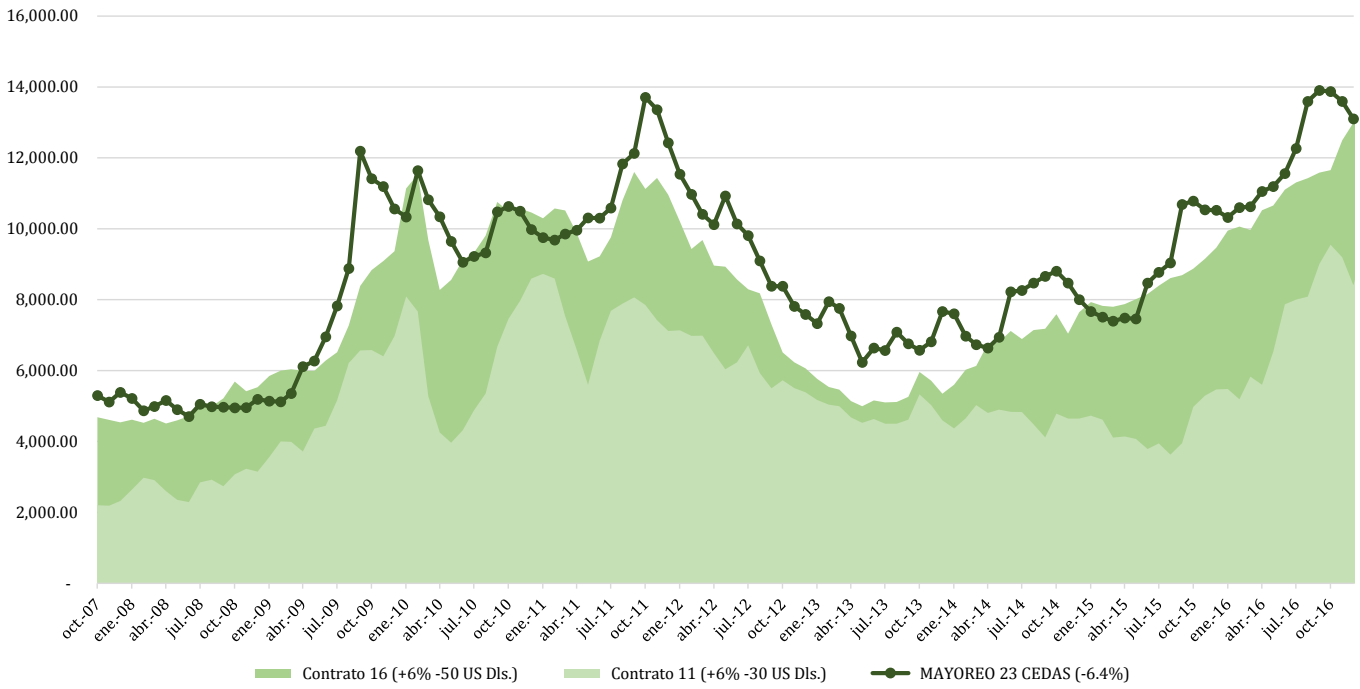
**Comparativo de precios mensuales Contrato 16, +6% - 50 US Dls.**  
MX \$ / tonelada



**Comparativo de precios mensuales Contrato 11, +6% - 30 US Dls.**  
MX \$ / tonelada



**Histórico de precios de azúcar estándar  
(MX\$/t)**



**Histórico de precios de azúcar refinada  
(MX\$/t)**

