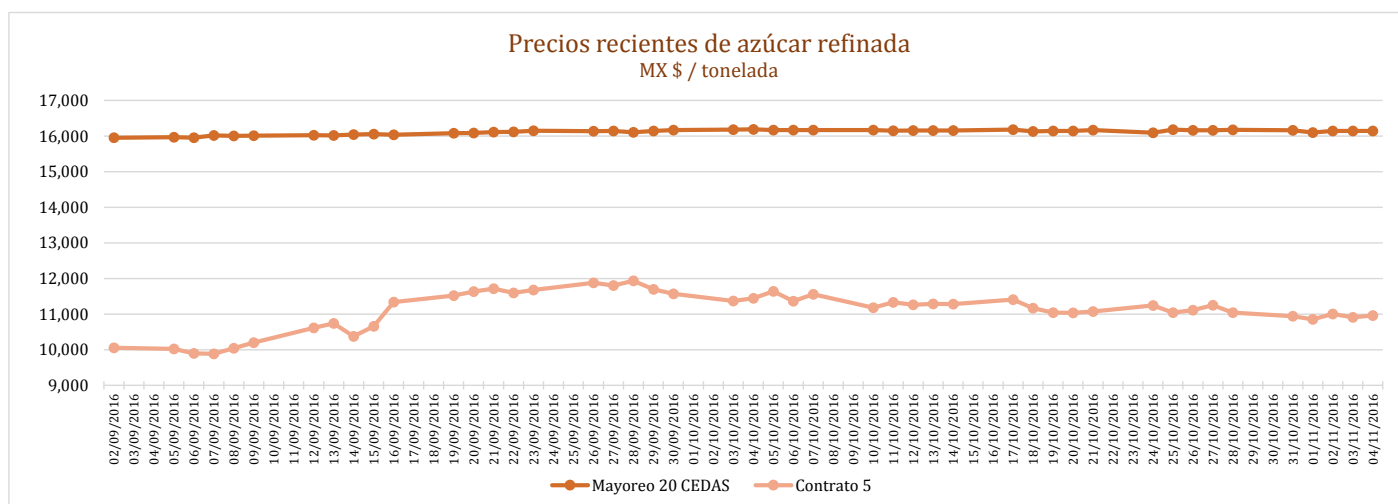
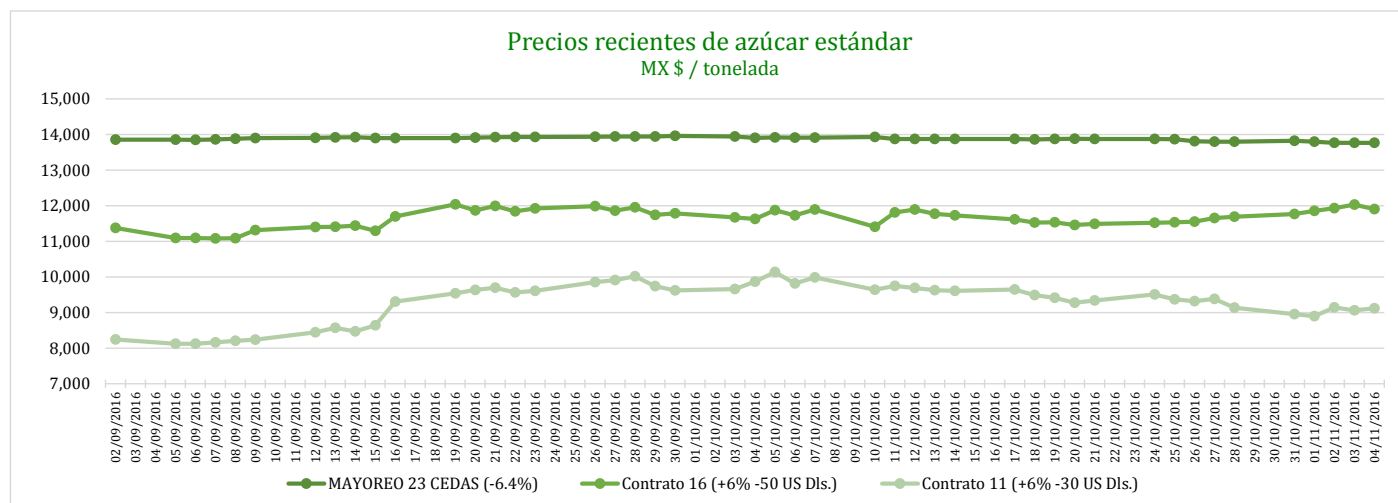


**PRECIOS RECIENTES**

CONCEPTO	31/10/2016	01/11/2016	02/11/2016	03/11/2016	04/11/2016	Promedio Semanal	Promedio Mensual	Promedio del ciclo
<b>Tipo de cambio fix (MX Pesos / US Dólar)</b>	18.89	19.13	19.17	19.20	19.08	19.09	19.14	18.93
<b>MX \$ / TONELADA</b>								
<b>AZÚCAR ESTÁNDAR</b>								
Mayoreo 23 CEDAS (-6.4%)	13,819.44	13,798.98	---	13,767.22	13,763.28	13,787.23	13,776.49	13,859.71
Contrato 16 (+6% -50 US Dls.)	11,768.16	11,851.81	11,927.49	12,030.29	11,904.68	11,896.48	11,928.57	11,697.79
Contrato 11 (+6% -30 US Dls.)	8,954.54	8,899.34	9,144.23	9,062.40	9,116.19	9,035.34	9,055.54	9,472.39
Consumidor *	---	---	---	---	---	21,556.67	21,556.67	21,631.67
<b>AZÚCAR REFINADA</b>								
Mayoreo 20 CEDAS	16,160.63	16,100.63	---	16,140.63	16,143.13	16,136.26	16,128.13	16,155.39
Contrato 5	10,944.11	10,850.88	11,001.28	10,910.24	10,959.09	10,933.12	10,930.37	11,191.03
Consumidor *	---	---	---	---	---	23,588.33	23,588.33	22,899.00

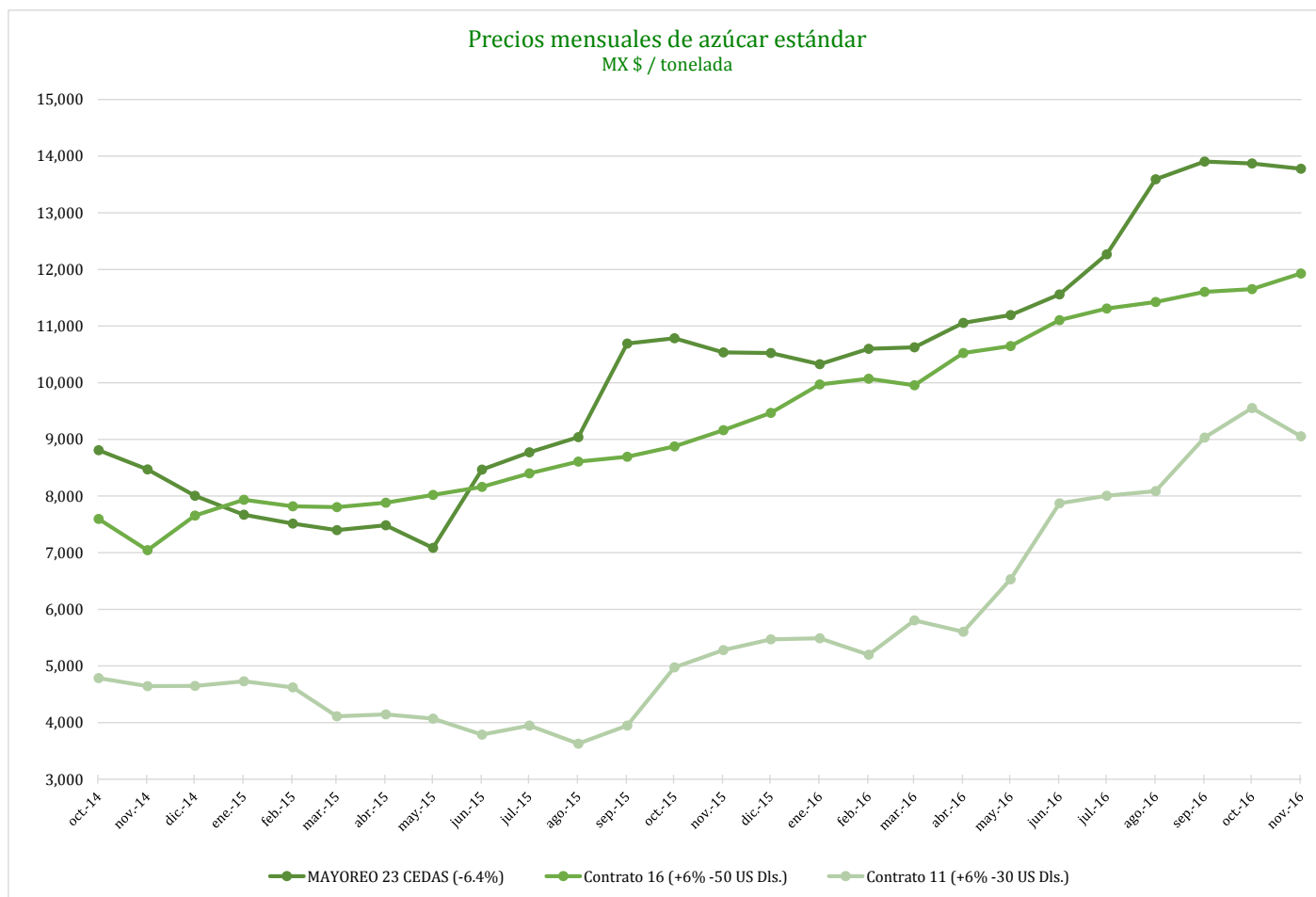
\* Nota: Precios promedio al consumidor en la Ciudad de México, Guadalajara, Jal., y Monterrey, N.L.



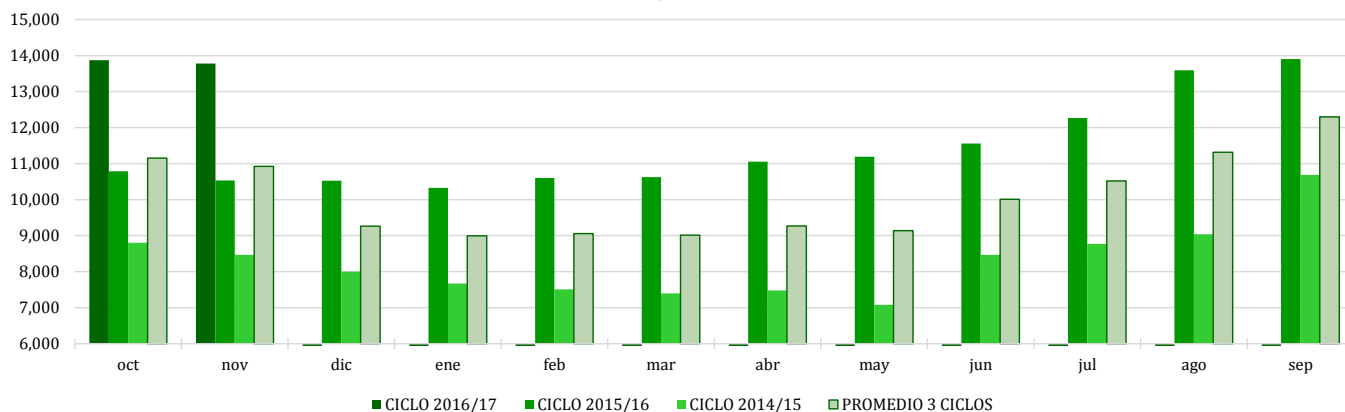
**COMPARATIVO CICLO 2016/17 VS 2015/16**

CONCEPTO	Promedio semanal (Sem. 5 de cada ciclo)			Promedio mensual de cada ciclo			Promedio de cada ciclo		
	31 Oct al 4 Nov 2016 (a)	2 al 6 Nov 2015 (b)	Variación %	1 al 4 Nov 2016 (a)	1 al 6 Nov 2015 (b)	Variación %	1 Oct al 4 Nov 2016 (a)	1 Oct al 6 Nov 2015 (b)	Variación %
	MX Pesos / tonelada		(a) / (b)	MX Pesos / tonelada		(a) / (b)	MX Pesos / tonelada		(a) / (b)
<b>Tipo de cambio fix (MX Pesos / US Dólar)</b>	19.09	16.59	<b>15.07</b>	19.14	16.59	<b>15.38</b>	18.93	16.56	<b>14.35</b>
<b>AZÚCAR ESTÁNDAR</b>									
Mayoreo 23 CEDAS (-6.4%)	13,787.23	10,454.89	31.87	13,776.49	10,454.89	31.77	13,859.71	10,723.65	29.24
Contrato 16 (+6% -50 US Dls.)	11,896.48	9,070.22	31.16	11,928.57	9,070.22	31.51	11,697.79	8,909.11	31.30
Contrato 11 (+6% -30 US Dls.)	9,035.34	5,254.22	71.96	9,055.54	5,254.22	72.35	9,472.39	5,031.18	88.27
Consumidor *	21,556.67	15,783.33	36.58	21,556.67	15,783.33	36.58	21,631.67	15,742.18	37.41
<b>AZÚCAR REFINADA</b>									
Mayoreo 20 CEDAS	16,136.26	12,391.59	30.22	16,128.13	12,391.59	30.15	16,155.39	12,475.36	29.50
Contrato 5	10,933.12	6,616.19	65.25	10,930.37	6,616.19	65.21	11,191.03	6,457.13	73.31
Consumidor *	23,588.33	18,155.00	29.93	23,588.33	18,155.00	29.93	22,899.00	17,701.67	29.36

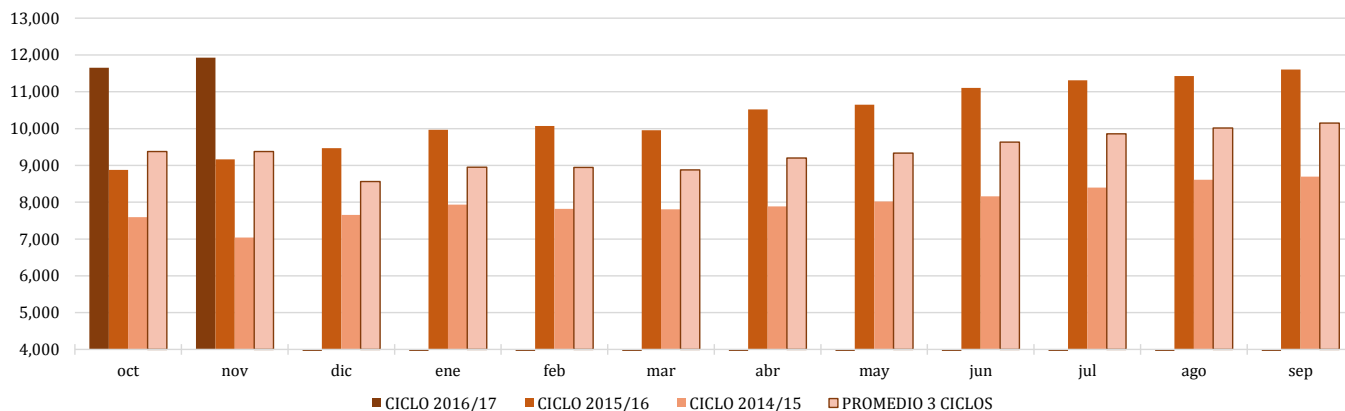
\* Nota: Precios promedio al consumidor en la Ciudad de México, Guadalajara, Jal., y Monterrey, N.L.



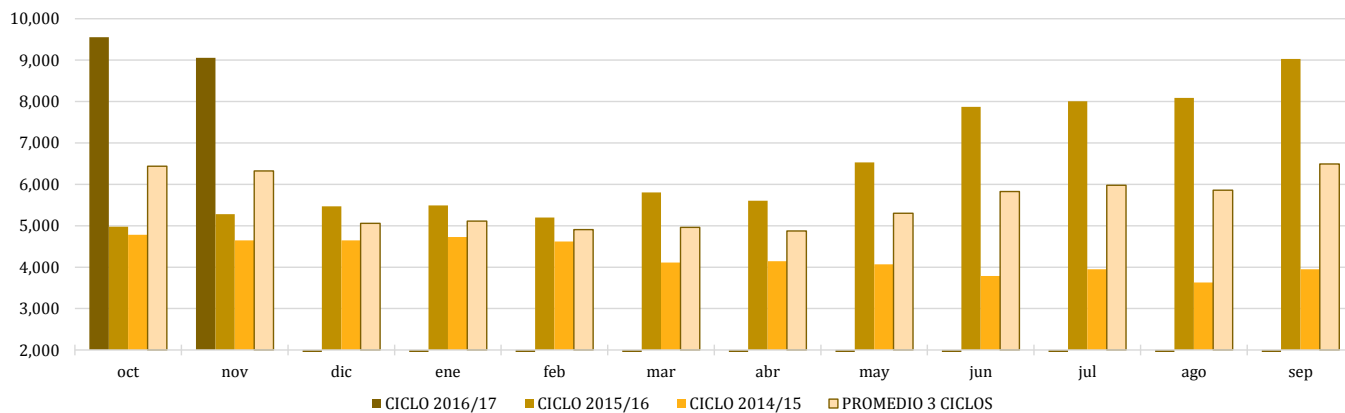
**Comparativo de precios mensuales al mayoreo, 23 CEDAS -6.4%**  
MX \$ / tonelada



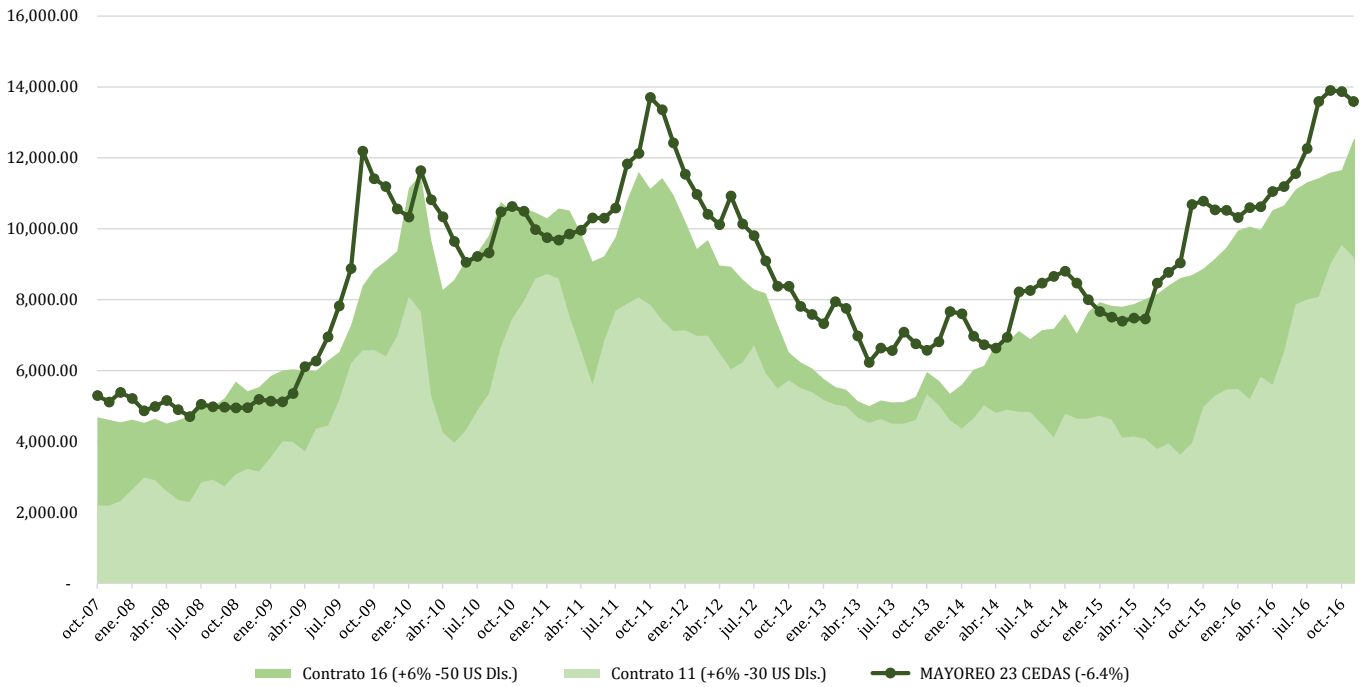
**Comparativo de precios mensuales Contrato 16, +6% - 50 US Dls.**  
MX \$ / tonelada



**Comparativo de precios mensuales Contrato 11, +6% - 30 US Dls.**  
MX \$ / tonelada



**Histórico de precios de azúcar estándar  
(MX\$/t)**



**Histórico de precios de azúcar refinada  
(MX\$/t)**

