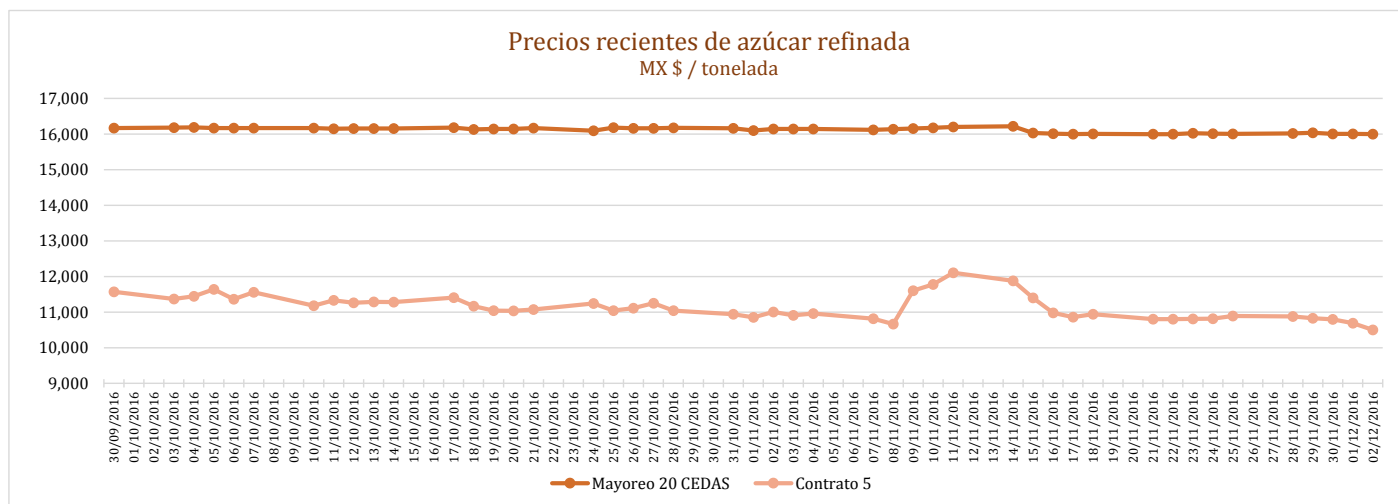
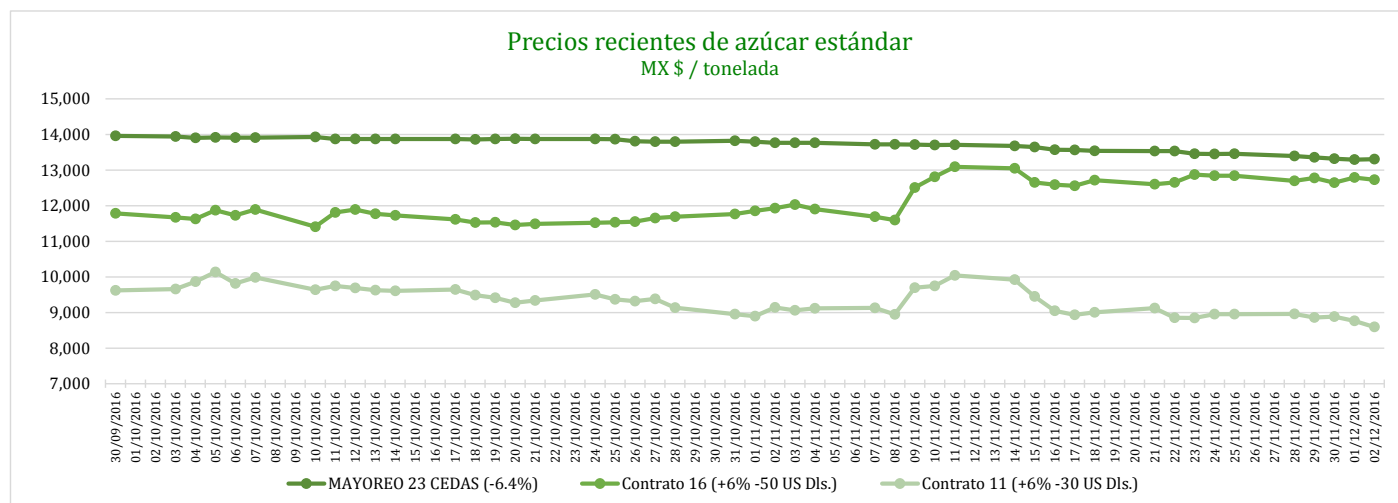


PRECIOS RECIENTES

CONCEPTO	28/11/2016	29/11/2016	30/11/2016	01/12/2016	02/12/2016	Promedio Semanal	Promedio Mensual	Promedio del ciclo
Tipo de cambio fix (MX Pesos / US Dólar)	20.55	20.62	20.52	20.75	20.61	20.61	20.09	19.56
MX \$ / TONELADA								
AZÚCAR ESTÁNDAR								
Mayoreo 23 CEDAS (-6.4%)	13,394.17	13,355.96	13,320.79	13,292.36	13,307.42	13,334.14	13,592.73	13,715.30
Contrato 16 (+6% -50 US Dls.)	12,698.84	12,780.89	12,647.46	12,791.28	12,728.01	12,729.30	12,478.60	11,828.90
Contrato 11 (+6% -30 US Dls.)	8,960.25	8,856.00	8,881.97	8,764.78	8,592.59	8,811.12	9,172.22	9,123.59
Consumidor *	---	---	---	---	---	21,333.33	21,511.06	21,566.11
AZÚCAR REFINADA								
Mayoreo 20 CEDAS	16,013.53	16,034.63	16,001.55	16,003.22	15,995.72	16,009.73	16,075.33	16,112.80
Contrato 5	10,880.28	10,830.94	10,799.36	10,691.86	10,501.23	10,740.73	11,074.87	11,132.26
Consumidor *	---	---	---	---	---	24,235.00	24,065.00	23,489.07

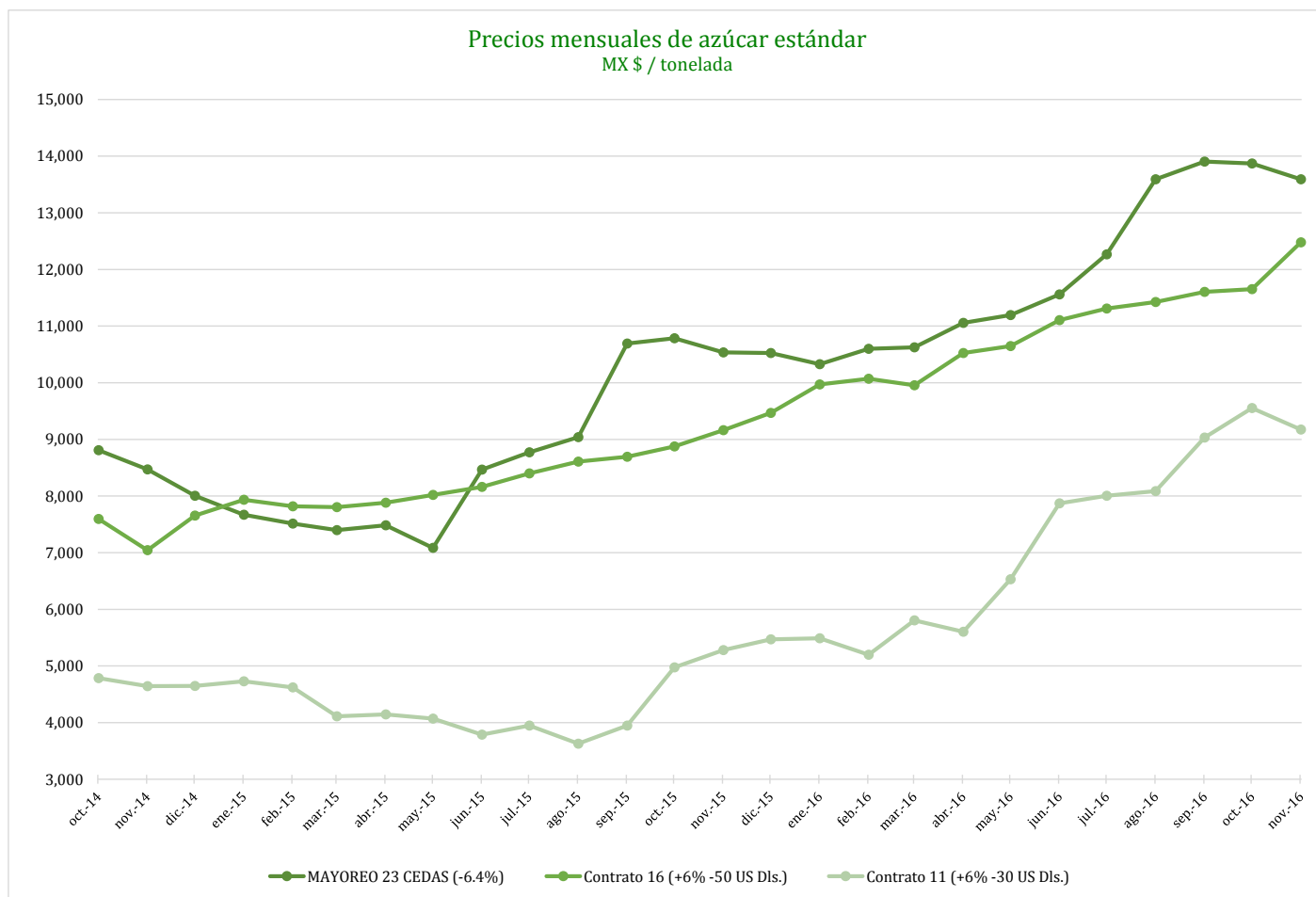
* Nota: Precios promedio al consumidor en la Ciudad de México, Guadalajara, Jal., y Monterrey, N.L.



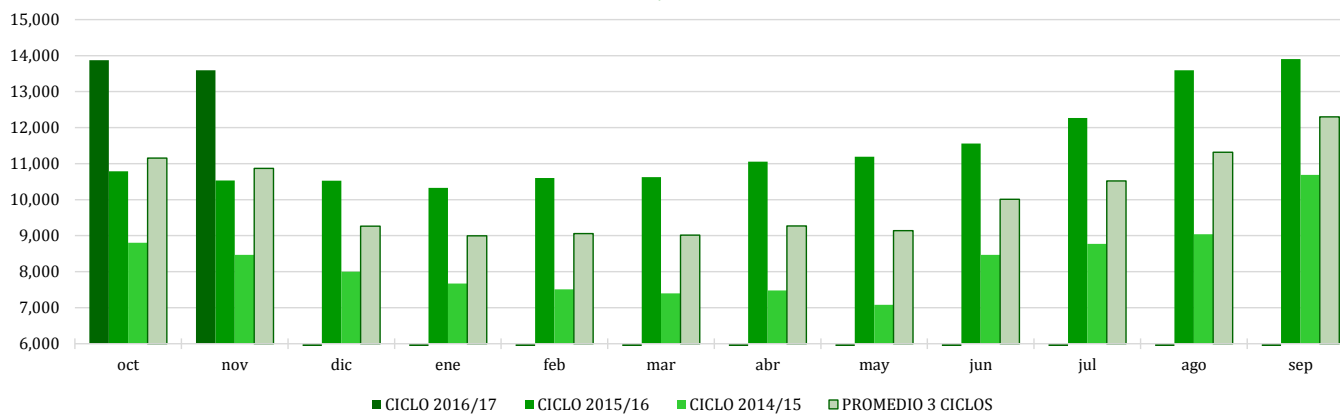
COMPARATIVO CICLO 2016/17 VS 2015/16

CONCEPTO	Promedio semanal (Sem. 8 de cada ciclo)			Promedio mensual de cada ciclo			Promedio de cada ciclo		
	28 Nov al 2 Dic 2016 (a)	30 Nov al 4 Dic 2015 (b)	Variación %	1 al 30 Nov 2016 (a)	1 al 30 Nov 2015 (b)	Variación %	1 Oct al 2 Dic 2016 (a)	1 Oct al 4 Dic 2015 (b)	Variación %
	MX Pesos / tonelada		(a) / (b)	MX Pesos / tonelada		(a) / (b)	MX Pesos / tonelada		(a) / (b)
Tipo de cambio fix (MX Pesos / US Dólar)	20.61	16.61	24.05	20.09	14.98	34.15	19.56	15.86	23.34
AZÚCAR ESTÁNDAR									
Mayoreo 23 CEDAS (-6.4%)	13,334.14	10,605.22	25.73	13,592.73	10,007.90	35.82	13,715.30	10,418.79	31.64
Contrato 16 (+6% -50 US Dls.)	12,729.30	9,259.70	37.47	12,478.60	8,245.83	51.33	11,828.90	8,630.30	37.06
Contrato 11 (+6% -30 US Dls.)	8,811.12	5,463.25	61.28	9,172.22	4,750.57	93.08	9,123.59	4,928.91	85.10
Consumidor *	21,333.33	16,486.67	29.40	21,511.06	16,059.34	33.95	21,566.11	15,947.24	35.23
AZÚCAR REFINADA									
Mayoreo 20 CEDAS	16,009.73	12,517.73	27.90	16,075.33	11,810.94	36.11	16,112.80	12,192.20	32.16
Contrato 5	10,740.73	6,849.80	56.80	11,074.87	6,282.39	76.28	11,132.26	6,403.92	73.84
Consumidor *	24,235.00	18,145.00	33.56	24,065.00	18,062.51	33.23	23,489.07	17,845.00	31.63

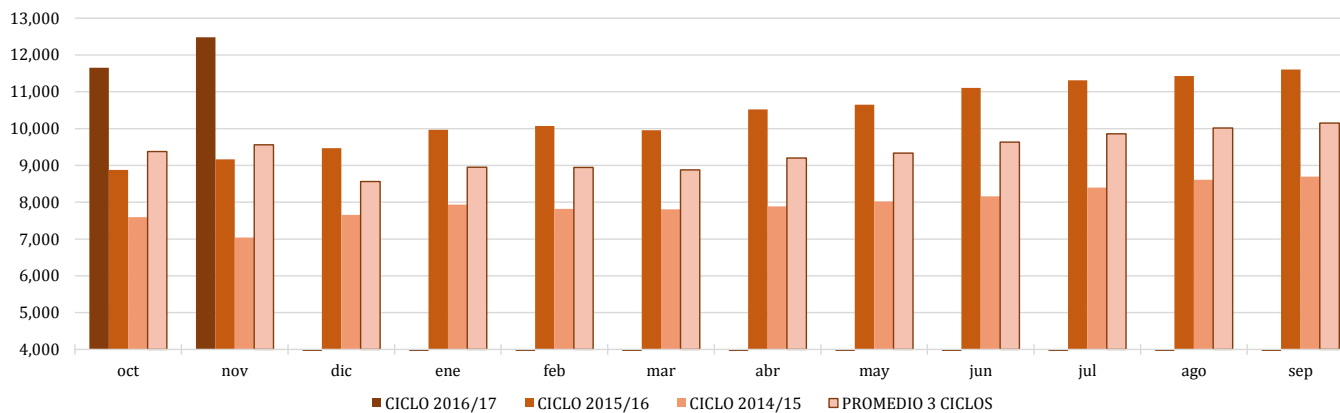
* Nota: Precios promedio al consumidor en la Ciudad de México, Guadalajara, Jal., y Monterrey, N.L.



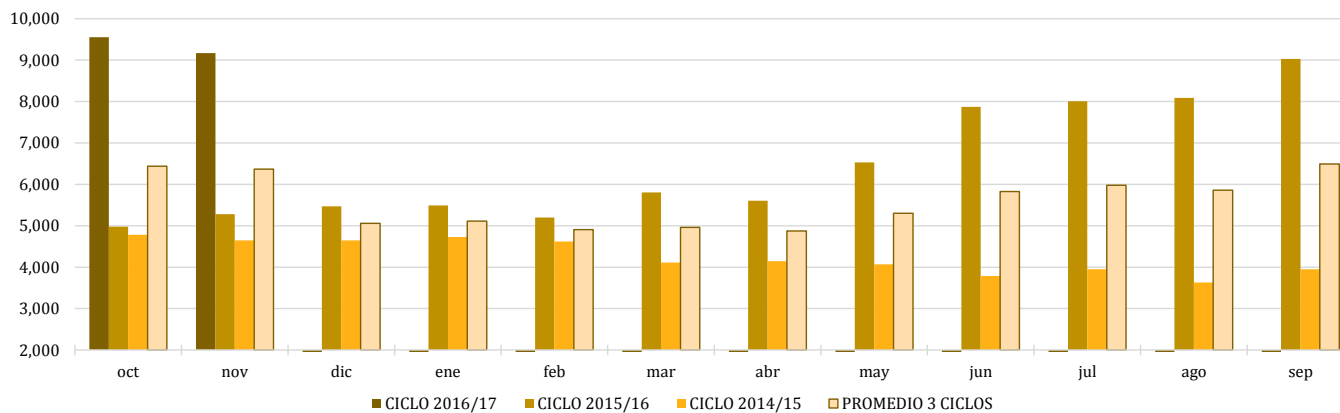
Comparativo de precios mensuales al mayoreo, 23 CEDAS -6.4%
MX \$ / tonelada



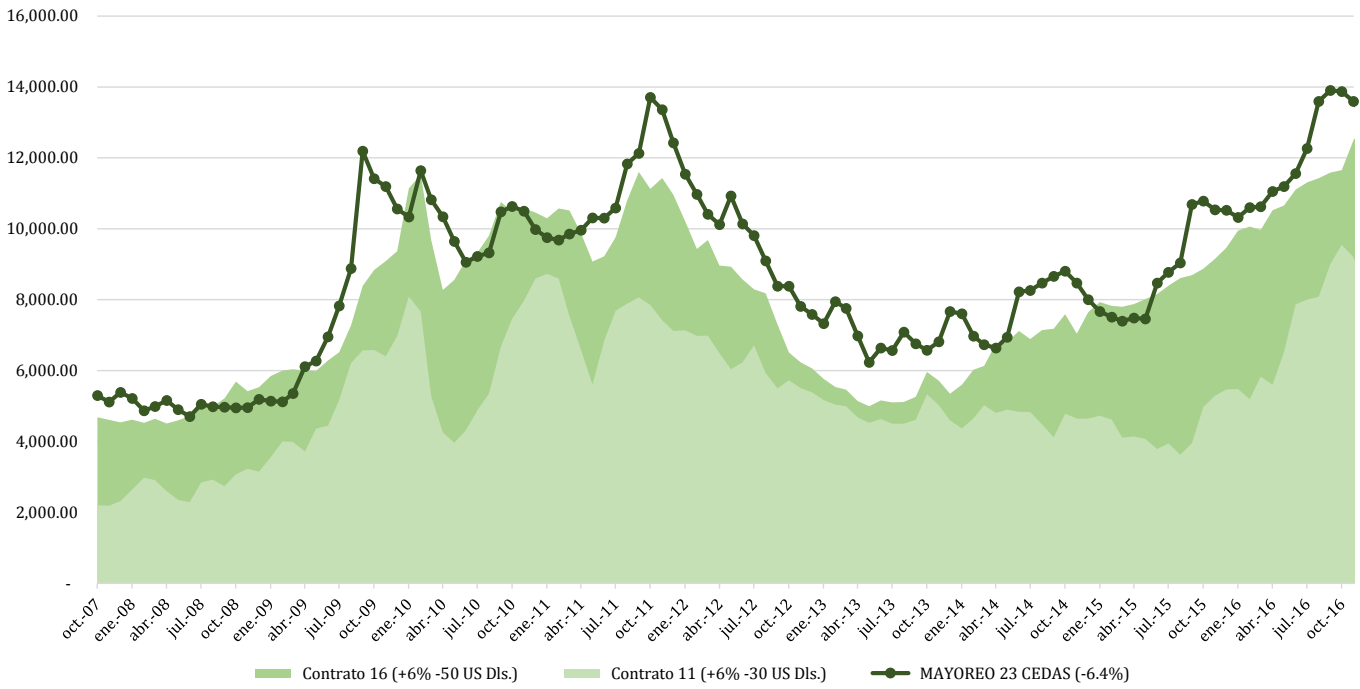
Comparativo de precios mensuales Contrato 16, +6% - 50 US Dls.
MX \$ / tonelada



Comparativo de precios mensuales Contrato 11, +6% - 30 US Dls.
MX \$ / tonelada



**Histórico de precios de azúcar estándar
(MX\$/t)**



**Histórico de precios de azúcar refinada
(MX\$/t)**

