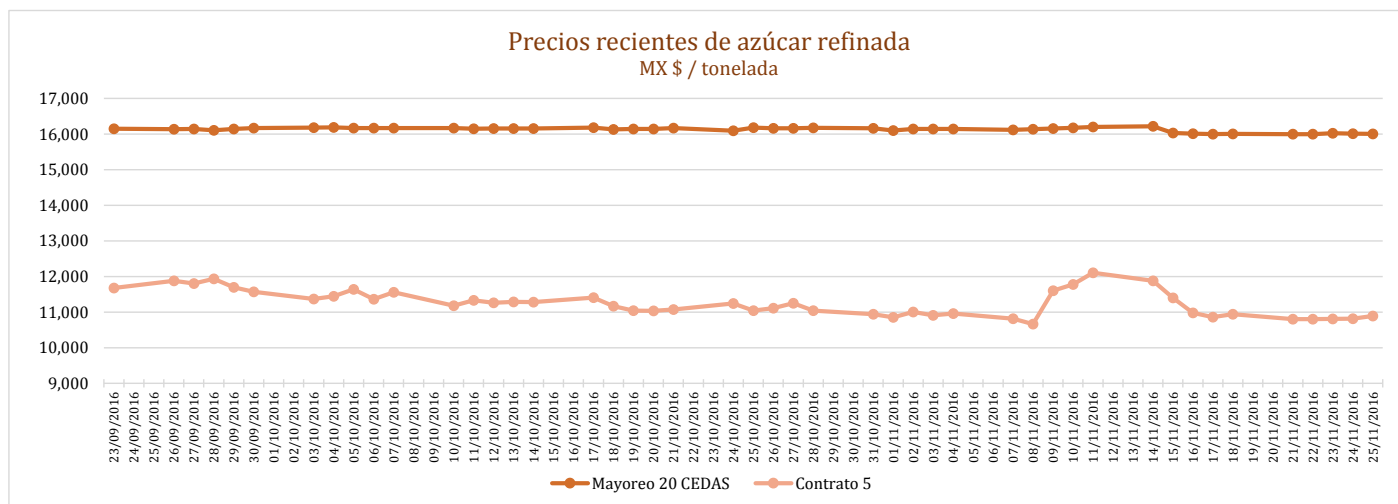
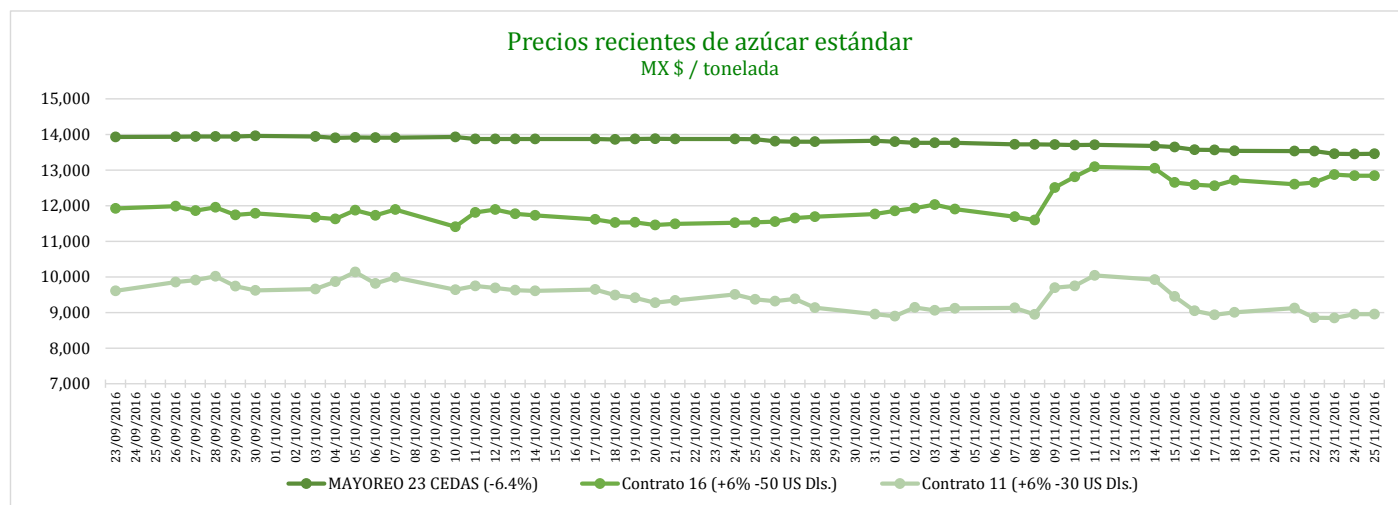


PRECIOS RECIENTES

CONCEPTO	21/11/2016	22/11/2016	23/11/2016	24/11/2016	25/11/2016	Promedio Semanal	Promedio Mensual	Promedio del ciclo
Tipo de cambio fix (MX Pesos / US Dólar)	20.47	20.52	20.69	20.71	20.65	20.61	20.02	19.43
MX \$ / TONELADA								
AZÚCAR ESTÁNDAR								
Mayoreo 23 CEDAS (-6.4%)	---	13,530.09	13,460.20	13,449.80	13,455.34	13,473.86	13,634.33	13,765.45
Contrato 16 (+6% -50 US Dls.)	12,600.21	12,650.54	12,871.14	---	12,839.81	12,740.43	12,440.19	11,716.35
Contrato 11 (+6% -30 US Dls.)	9,120.54	8,855.36	8,846.35	---	8,953.59	8,943.96	9,217.69	9,162.65
Consumidor *	---	---	---	---	---	21,350.00	21,539.12	21,595.21
AZÚCAR REFINADA								
Mayoreo 20 CEDAS	---	15,995.20	16,021.03	16,011.03	16,006.03	16,008.32	16,085.70	16,126.36
Contrato 5	---	10,804.04	10,808.51	10,816.34	10,891.56	10,830.11	11,114.53	11,182.46
Consumidor *	---	---	---	---	---	24,098.33	24,065.00	23,395.83

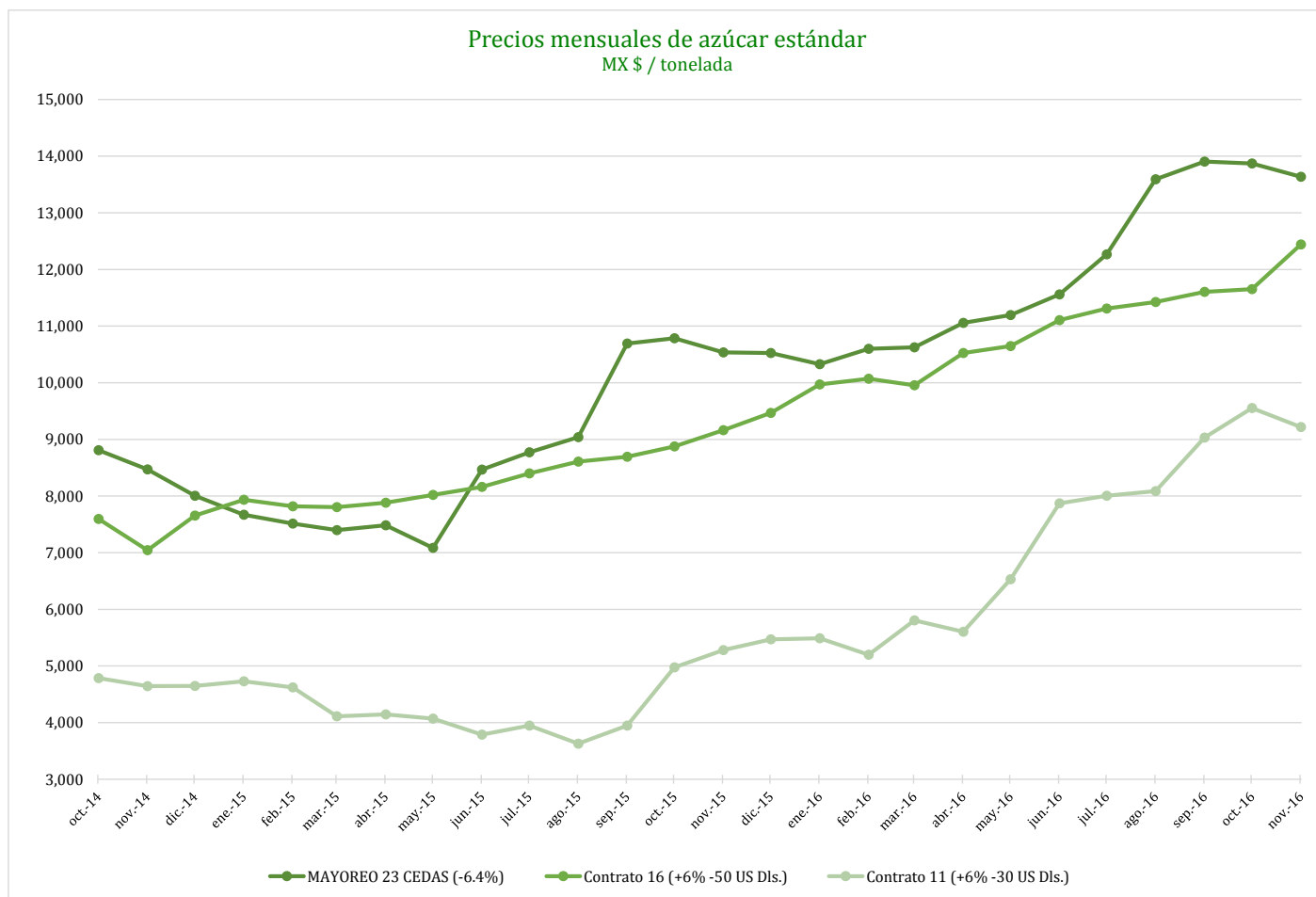
* Nota: Precios promedio al consumidor en la Ciudad de México, Guadalajara, Jal., y Monterrey, N.L.



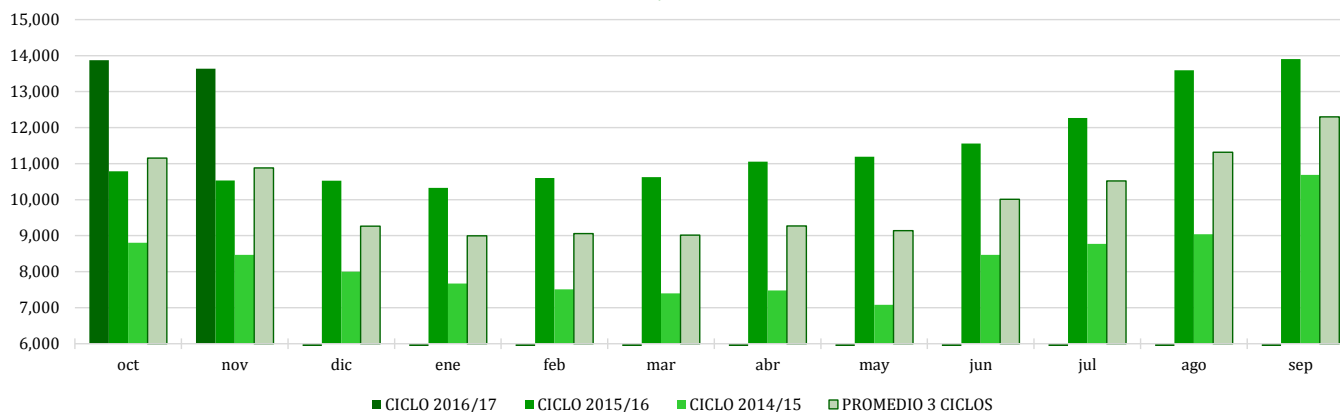
COMPARATIVO CICLO 2016/17 VS 2015/16

CONCEPTO	Promedio semanal (Sem. 7 de cada ciclo)			Promedio mensual de cada ciclo			Promedio de cada ciclo		
	21 al 25 Nov 2016 (a)	23 al 27 Nov 2015 (b)	Variación %	1 al 25 Nov 2016 (a)	1 al 27 Nov 2015 (b)	Variación %	1 Oct al 25 Nov 2016 (a)	1 Oct al 27 Nov 2015 (b)	Variación %
	MX Pesos / tonelada		(a) / (b)	MX Pesos / tonelada		(a) / (b)	MX Pesos / tonelada		(a) / (b)
Tipo de cambio fix (MX Pesos / US Dólar)	20.61	12.40	66.17	20.02	14.89	34.41	19.43	15.76	23.25
AZÚCAR ESTÁNDAR									
Mayoreo 23 CEDAS (-6.4%)	13,473.86	10,595.80	27.16	13,634.33	9,976.20	36.67	13,765.45	10,395.49	32.42
Contrato 16 (+6% -50 US Dls.)	12,740.43	6,948.51	83.35	12,440.19	8,190.44	51.89	11,716.35	8,551.63	37.01
Contrato 11 (+6% -30 US Dls.)	8,943.96	3,963.32	125.67	9,217.69	4,722.22	95.20	9,162.65	4,862.12	88.45
Consumidor *	21,350.00	16,233.33	31.52	21,539.12	16,037.97	34.30	21,595.21	15,881.45	35.98
AZÚCAR REFINADA									
Mayoreo 20 CEDAS	16,008.32	12,456.21	28.52	16,085.70	11,775.93	36.60	16,126.36	12,151.51	32.71
Contrato 5	10,830.11	6,685.97	61.98	11,114.53	6,261.25	77.51	11,182.46	6,348.18	76.15
Consumidor *	24,098.33	18,295.00	31.72	24,065.00	18,062.51	33.23	23,395.83	17,811.67	31.35

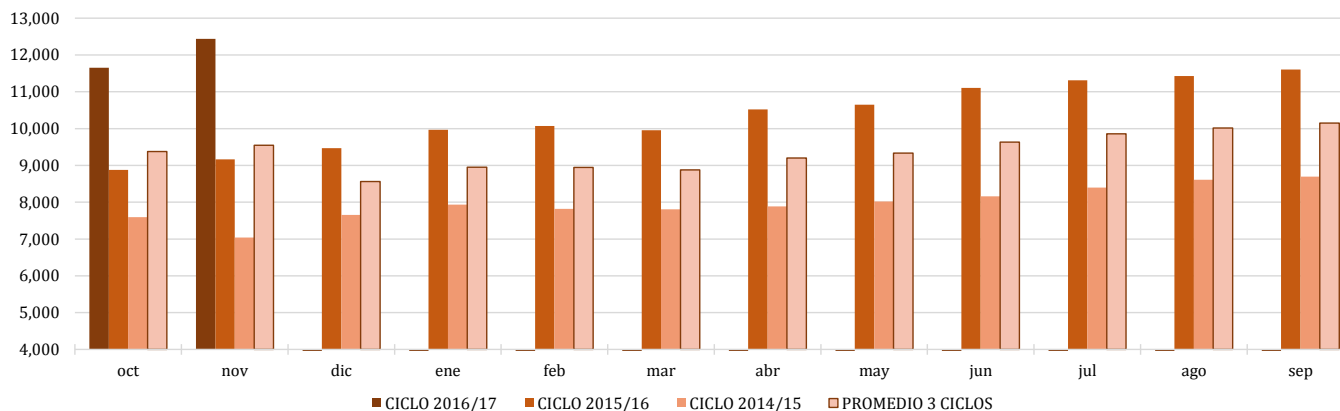
* Nota: Precios promedio al consumidor en la Ciudad de México, Guadalajara, Jal., y Monterrey, N.L.



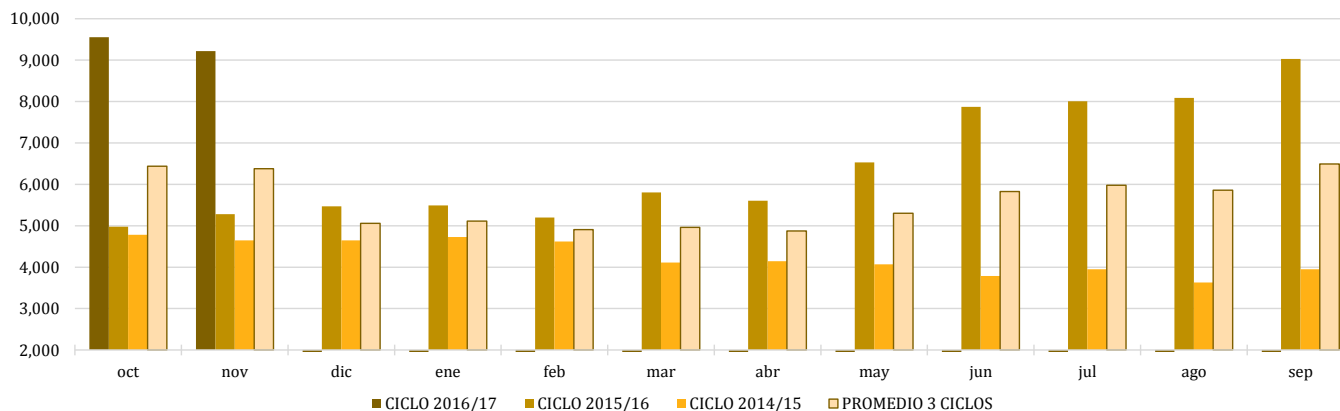
Comparativo de precios mensuales al mayoreo, 23 CEDAS -6.4%
MX \$ / tonelada



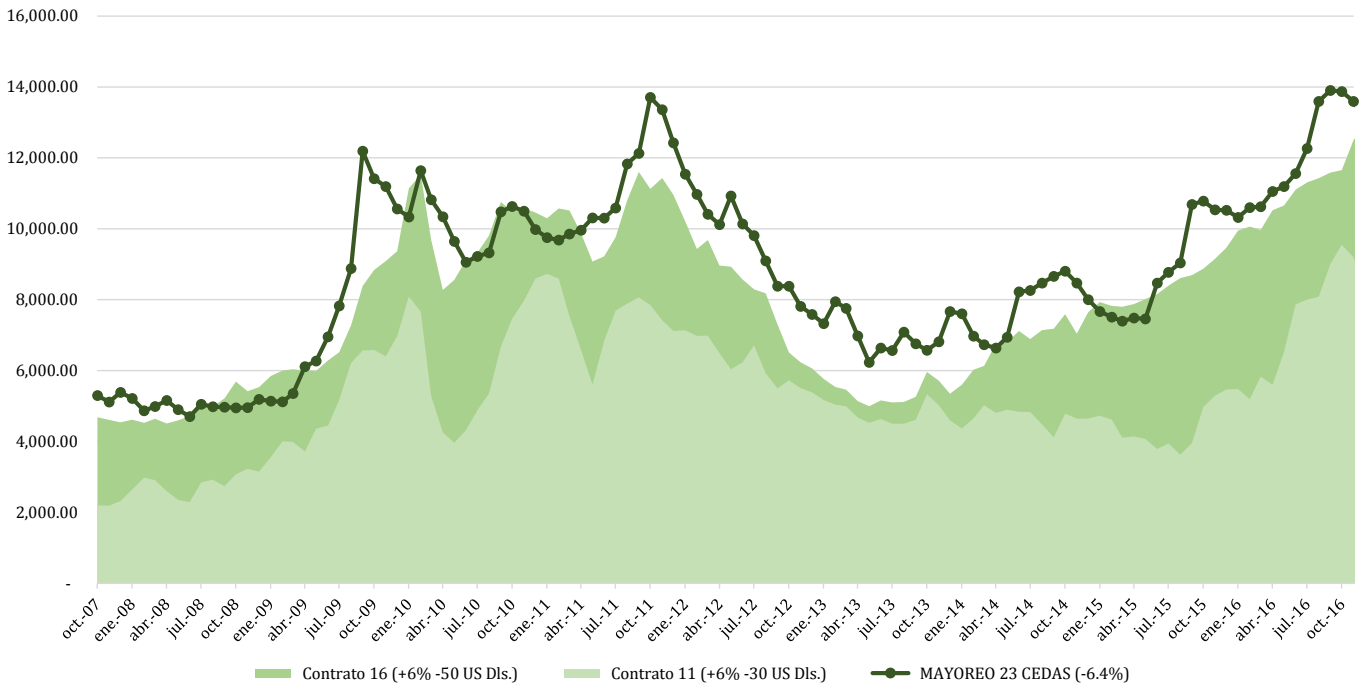
Comparativo de precios mensuales Contrato 16, +6% - 50 US Dls.
MX \$ / tonelada



Comparativo de precios mensuales Contrato 11, +6% - 30 US Dls.
MX \$ / tonelada



**Histórico de precios de azúcar estándar
(MX\$/t)**



**Histórico de precios de azúcar refinada
(MX\$/t)**

