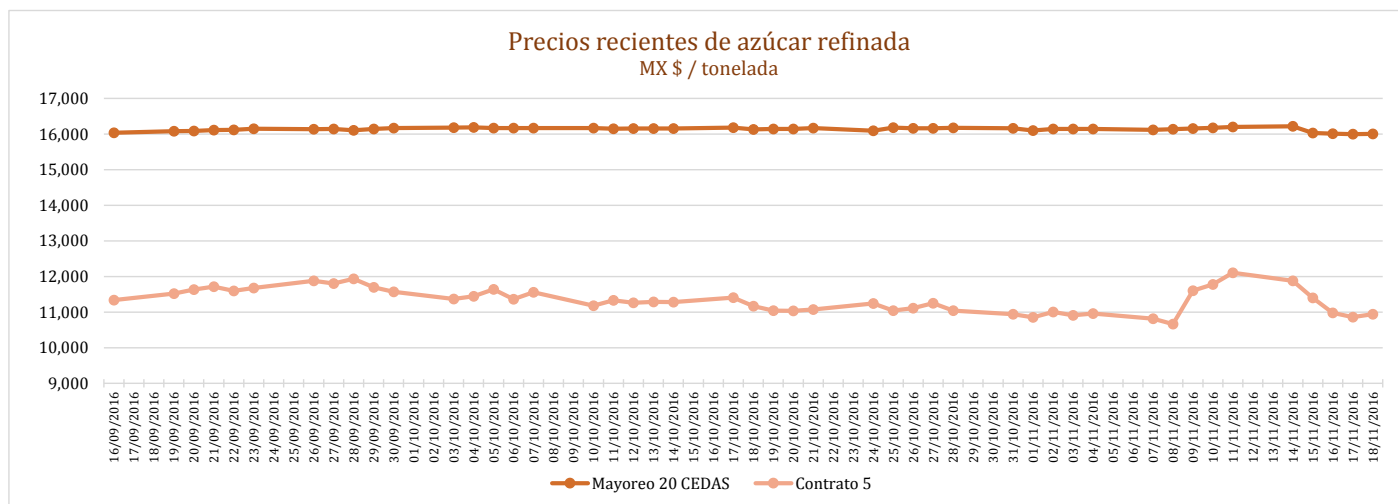
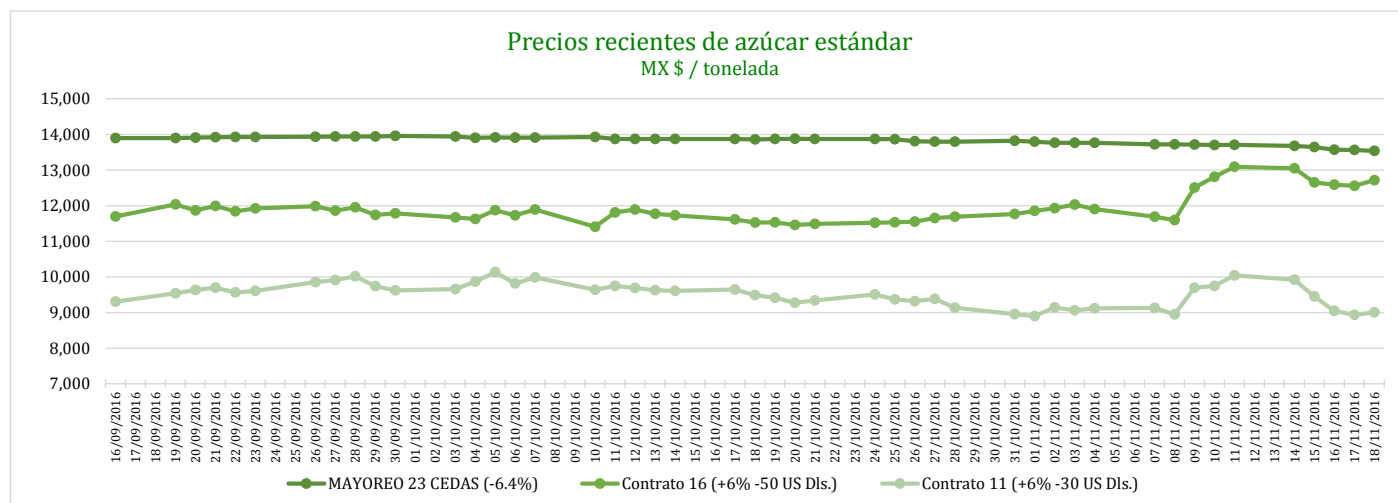


PRECIOS RECIENTES

CONCEPTO	14/11/2016	15/11/2016	16/11/2016	17/11/2016	18/11/2016	Promedio Semanal	Promedio Mensual	Promedio del ciclo
Tipo de cambio fix (MX Pesos / US Dólar)	20.87	20.35	20.29	20.19	20.42	20.42	19.81	19.26
MX \$ / TONELADA								
AZÚCAR ESTÁNDAR								
Mayoreo 23 CEDAS (-6.4%)	13,677.61	13,643.64	13,570.14	13,566.31	13,536.76	13,598.89	13,683.71	13,799.76
Contrato 16 (+6% -50 US Dls.)	13,048.27	12,649.43	12,588.06	12,555.19	12,716.99	12,711.59	12,354.41	11,934.07
Contrato 11 (+6% -30 US Dls.)	9,924.46	9,447.10	9,044.41	8,934.40	9,002.56	9,270.59	9,295.90	9,449.43
Consumidor *	---	---	---	---	---	21,648.33	21,606.67	21,630.24
AZÚCAR REFINADA								
Mayoreo 20 CEDAS	16,216.46	16,027.48	16,010.98	15,995.98	16,005.95	16,051.37	16,109.50	16,140.25
Contrato 5	11,876.68	11,401.54	10,980.08	10,860.09	10,942.70	11,212.22	11,195.80	11,222.72
Consumidor *	---	---	---	---	---	24,515.00	24,053.89	23,295.48

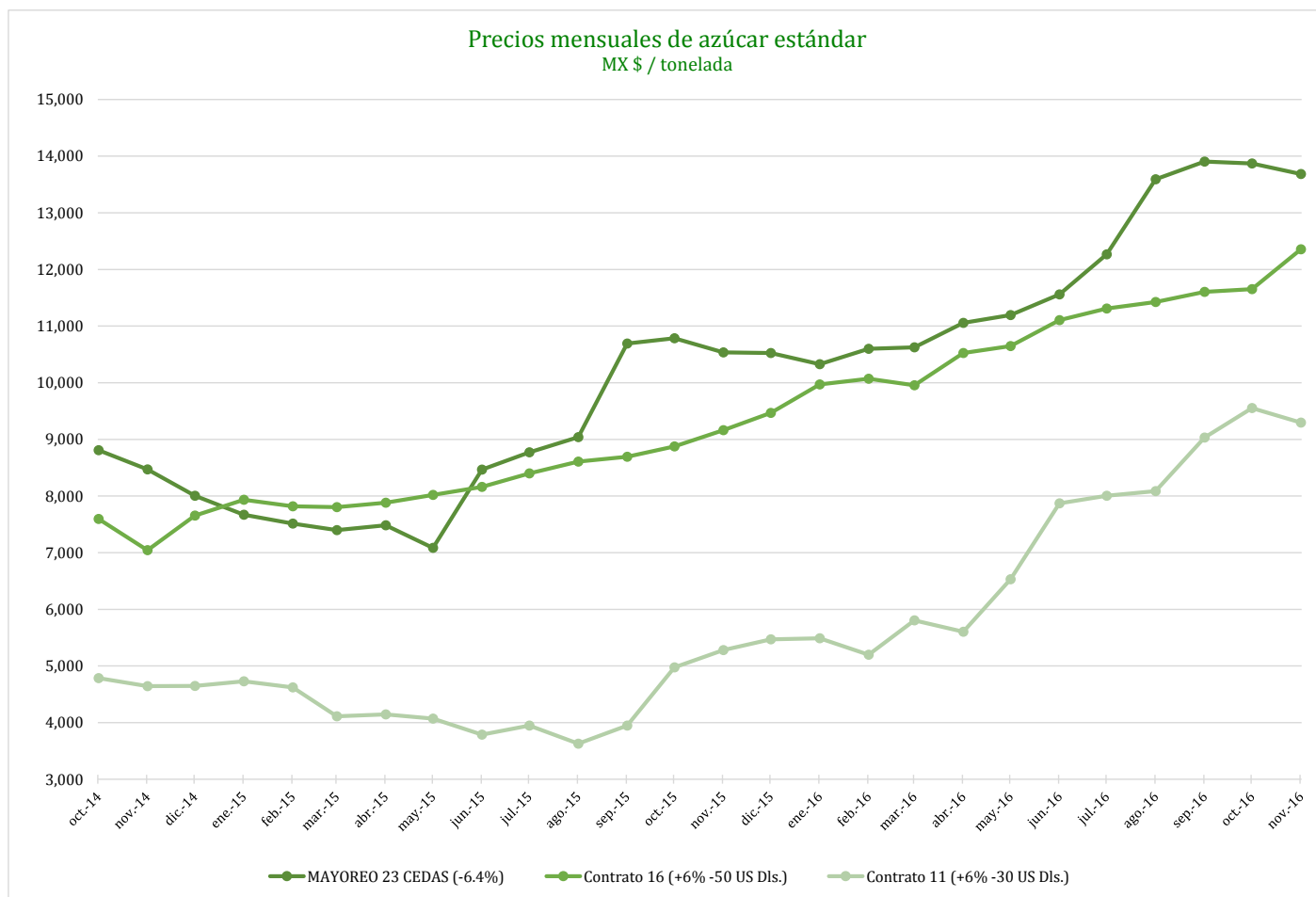
* Nota: Precios promedio al consumidor en la Ciudad de México, Guadalajara, Jal., y Monterrey, N.L.



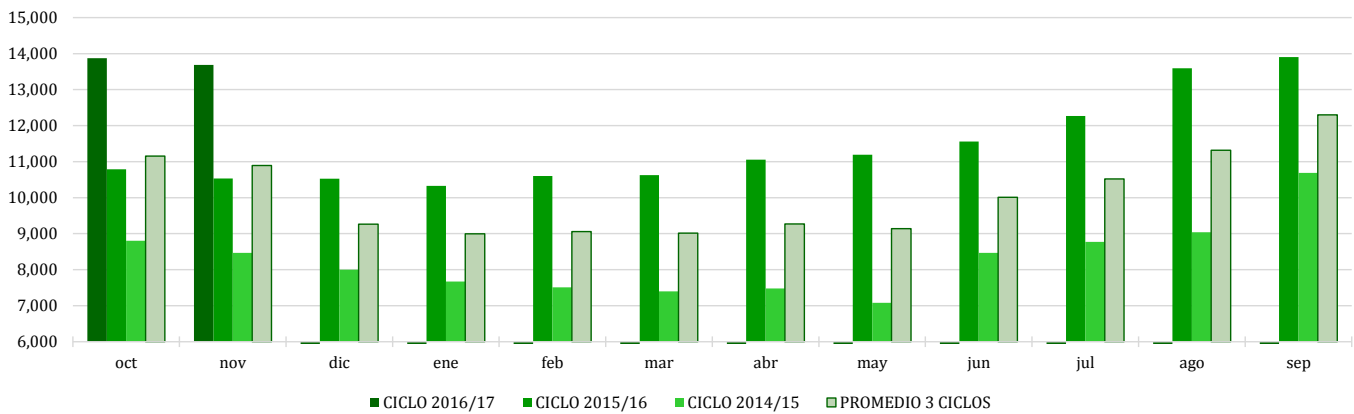
COMPARATIVO CICLO 2016/17 VS 2015/16

CONCEPTO	Promedio semanal (Sem. 6 de cada ciclo)			Promedio mensual de cada ciclo			Promedio de cada ciclo		
	14 al 18 Nov 2016 (a)	16 al 20 Nov 2015 (b)	Variación %	1 al 18 Nov 2016 (a)	1 al 20 Nov 2015 (b)	Variación %	1 Oct al 18 Nov 2016 (a)	1 Oct al 20 Nov 2015 (b)	Variación %
	MX Pesos / tonelada		(a) / (b)	MX Pesos / tonelada		(a) / (b)	MX Pesos / tonelada		(a) / (b)
Tipo de cambio fix (MX Pesos / US Dólar)	20.42	16.65	22.65	19.81	15.49	27.89	19.26	16.12	19.43
AZÚCAR ESTÁNDAR									
Mayoreo 23 CEDAS (-6.4%)	13,598.89	10,548.95	28.91	13,683.71	9,755.87	40.26	13,799.76	10,367.26	33.11
Contrato 16 (+6% -50 US Dls.)	12,711.59	9,172.06	38.59	12,354.41	8,481.86	45.66	11,934.07	8,719.79	36.86
Contrato 11 (+6% -30 US Dls.)	9,270.59	5,288.15	75.31	9,295.90	4,886.57	90.23	9,449.43	4,947.85	90.98
Consumidor *	21,648.33	16,261.67	33.12	21,606.67	15,972.85	35.27	21,630.24	15,832.58	36.62
AZÚCAR REFINADA									
Mayoreo 20 CEDAS	16,051.37	12,435.98	29.07	16,109.50	11,532.51	39.69	16,140.25	12,107.79	33.30
Contrato 5	11,212.22	6,656.68	68.44	11,195.80	6,099.01	83.57	11,222.72	6,295.70	78.26
Consumidor *	24,515.00	17,958.33	36.51	24,053.89	17,985.01	33.74	23,295.48	17,751.25	31.23

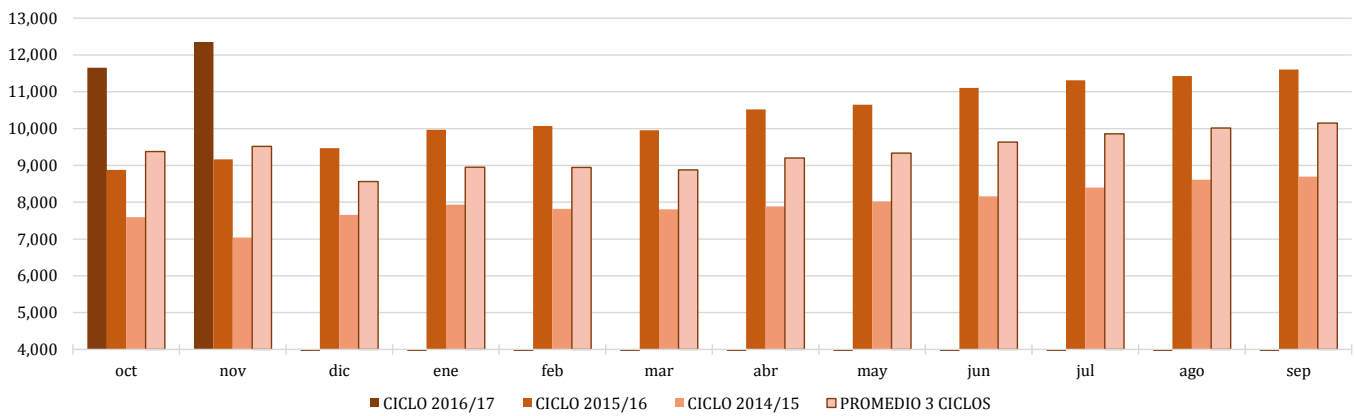
* Nota: Precios promedio al consumidor en la Ciudad de México, Guadalajara, Jal., y Monterrey, N.L.



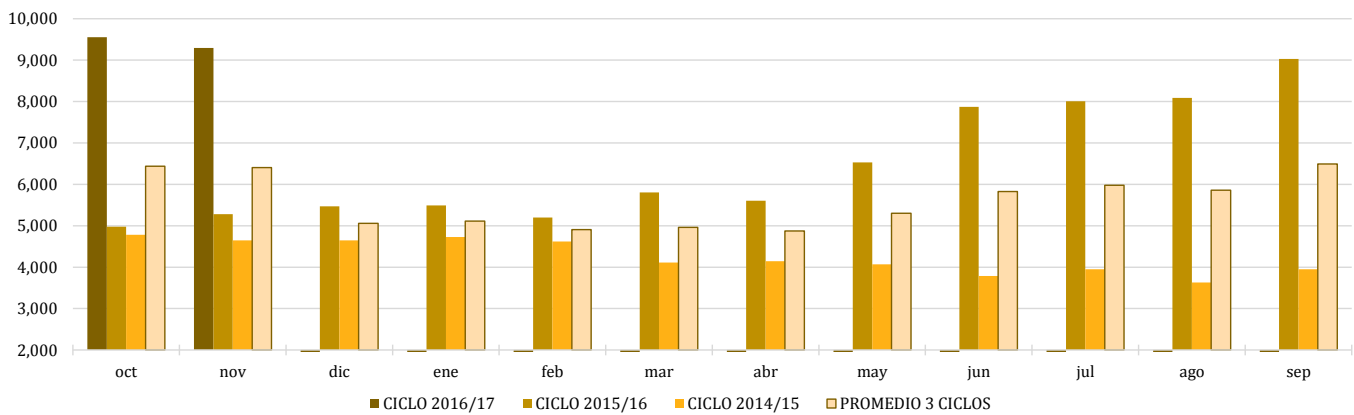
Comparativo de precios mensuales al mayoreo, 23 CEDAS -6.4%
MX \$ / tonelada



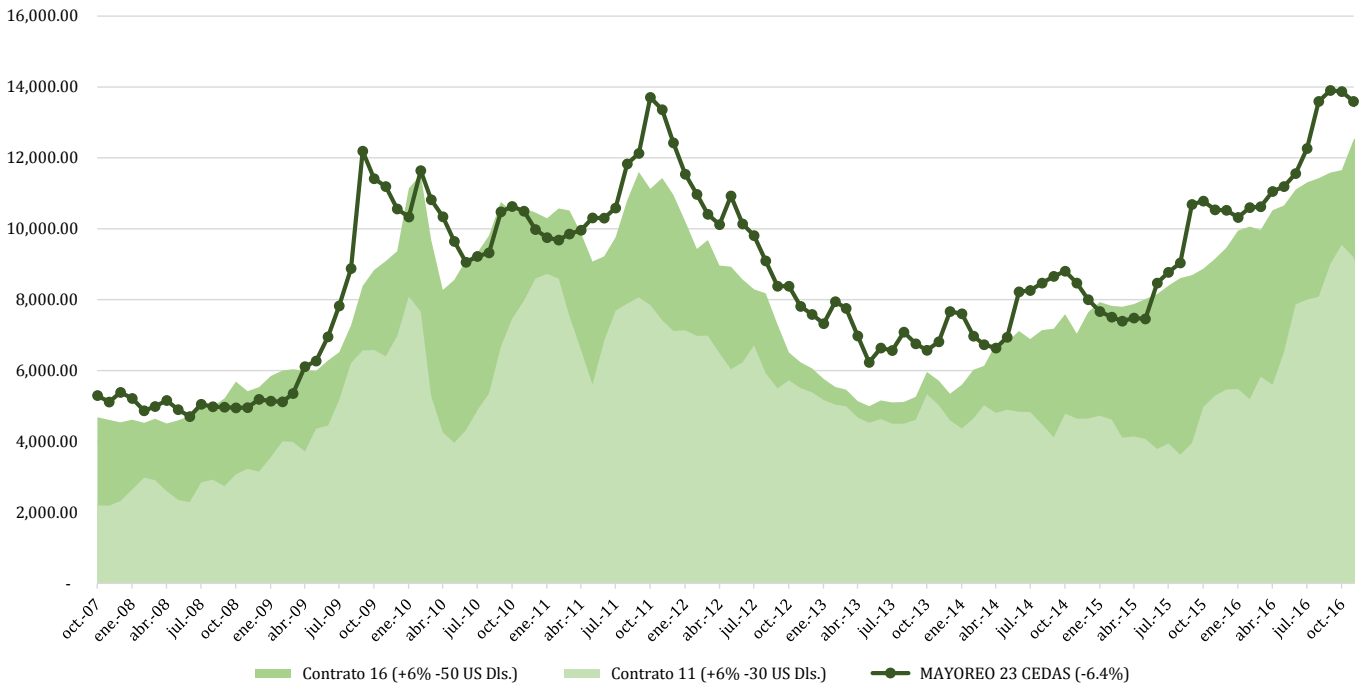
Comparativo de precios mensuales Contrato 16, +6% - 50 US Dls.
MX \$ / tonelada



Comparativo de precios mensuales Contrato 11, +6% - 30 US Dls.
MX \$ / tonelada



**Histórico de precios de azúcar estándar
(MX\$/t)**



**Histórico de precios de azúcar refinada
(MX\$/t)**

