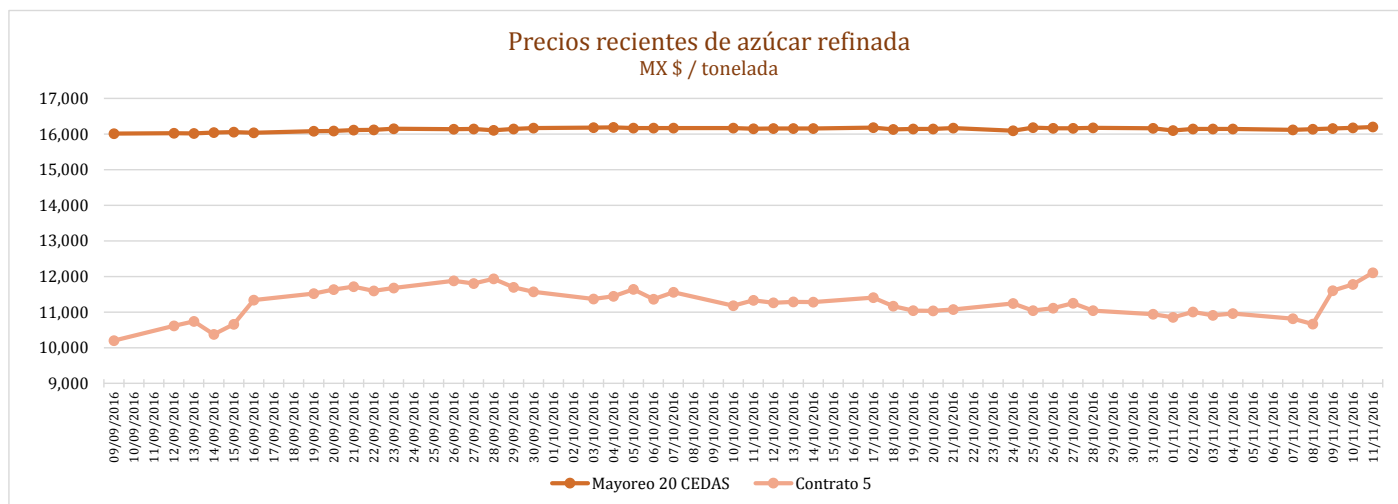
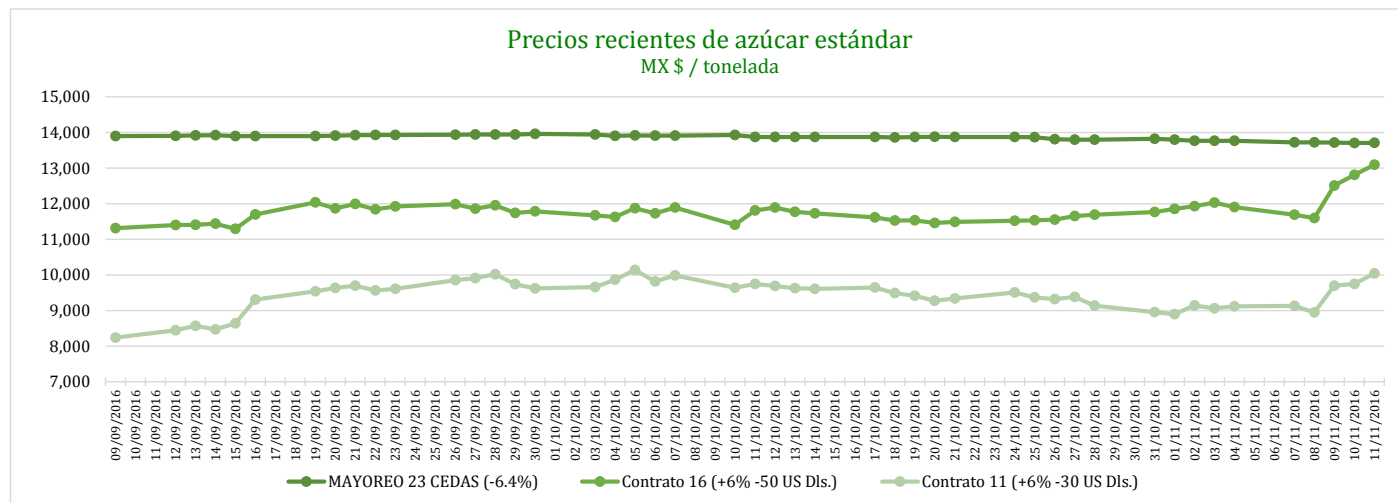


**PRECIOS RECIENTES**

CONCEPTO	07/11/2016	08/11/2016	09/11/2016	10/11/2016	11/11/2016	Promedio Semanal	Promedio Mensual	Promedio del ciclo
<b>Tipo de cambio fix (MX Pesos / US Dólar)</b>	18.62	18.51	19.93	20.48	21.05	19.72	19.46	19.06
<b>MX \$ / TONELADA</b>								
<b>AZÚCAR ESTÁNDAR</b>								
Mayoreo 23 CEDAS (-6.4%)	13,720.60	13,719.25	13,713.21	13,704.15	13,707.07	13,712.86	13,736.72	13,834.39
Contrato 16 (+6% -50 US Dls.)	11,687.28	11,596.41	12,506.93	12,808.19	13,090.79	12,337.92	12,155.98	11,804.48
Contrato 11 (+6% -30 US Dls.)	9,131.36	8,947.50	9,697.26	9,747.79	10,043.62	9,513.51	9,309.96	9,479.24
Consumidor *	---	---	---	---	---	21,605.00	21,583.52	21,627.22
<b>AZÚCAR REFINADA</b>								
Mayoreo 20 CEDAS	16,116.46	16,136.46	16,156.46	16,176.46	16,196.46	16,156.46	16,145.84	16,155.58
Contrato 5	10,812.17	10,662.98	11,602.33	11,776.69	12,104.38	11,391.71	11,186.67	11,224.47
Consumidor *	---	---	---	---	---	24,058.33	23,823.33	23,092.22

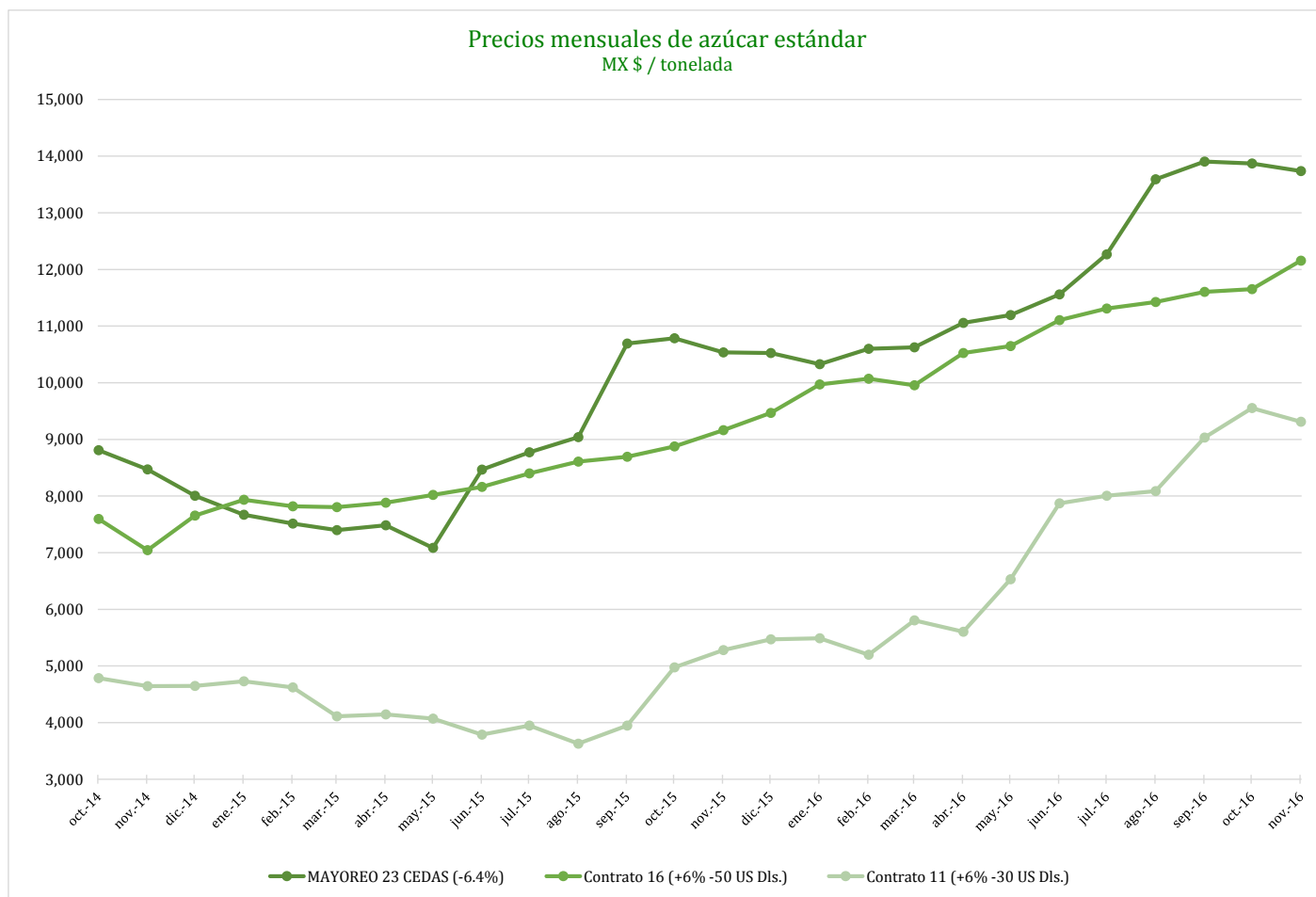
\* Nota: Precios promedio al consumidor en la Ciudad de México, Guadalajara, Jal., y Monterrey, N.L.



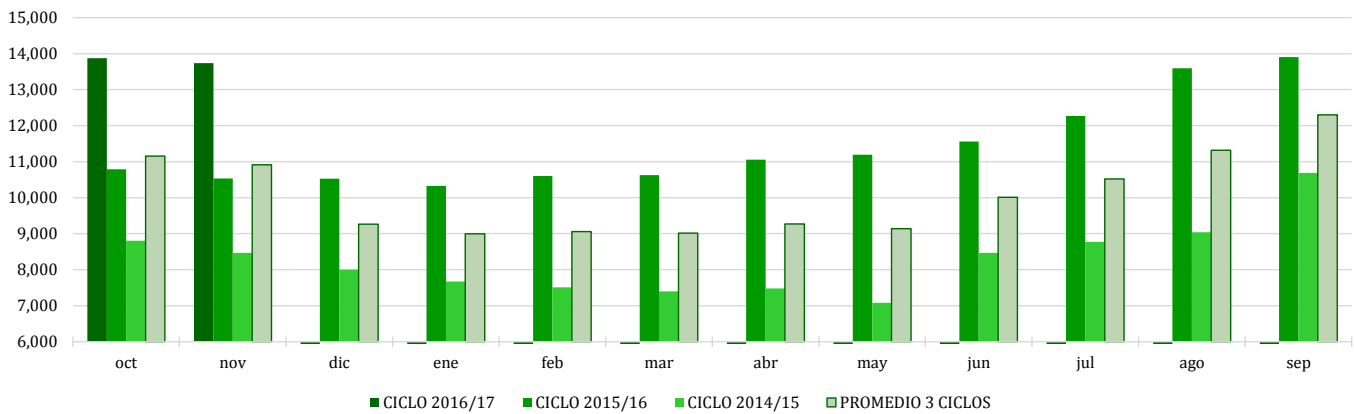
**COMPARATIVO CICLO 2016/17 VS 2015/16**

CONCEPTO	Promedio semanal (Sem. 6 de cada ciclo)			Promedio mensual de cada ciclo			Promedio de cada ciclo		
	7 al 11 Nov 2016 (a)	9 al 13 Nov 2015 (b)	Variación %	1 al 11 Nov 2016 (a)	1 al 13 Nov 2015 (b)	Variación %	1 Oct al 11 Nov 2016 (a)	1 Oct al 13 Nov 2015 (b)	Variación %
	MX Pesos / tonelada		(a) / (b)	MX Pesos / tonelada		(a) / (b)	MX Pesos / tonelada		(a) / (b)
<b>Tipo de cambio fix</b> (MX Pesos / US Dólar)	19.72	16.74	<b>17.78</b>	19.46	16.69	<b>16.62</b>	19.06	16.59	<b>14.90</b>
<b>AZÚCAR ESTÁNDAR</b>									
Mayoreo 23 CEDAS (-6.4%)	13,712.86	10,526.25	30.27	13,736.72	10,487.37	30.98	13,834.39	10,688.60	29.43
Contrato 16 (+6% -50 US Dls.)	12,337.92	9,146.77	34.89	12,155.98	9,117.53	33.33	11,804.48	8,950.15	31.89
Contrato 11 (+6% -30 US Dls.)	9,513.51	5,308.30	79.22	9,309.96	5,251.04	77.30	9,479.24	5,067.40	87.06
Consumidor *	21,605.00	15,873.56	36.11	21,583.52	15,828.45	36.36	21,627.22	15,763.37	37.20
<b>AZÚCAR REFINADA</b>									
Mayoreo 20 CEDAS	16,156.46	12,435.42	29.92	16,145.84	12,412.35	30.08	16,155.58	12,467.63	29.58
Contrato 5	11,391.71	6,489.16	75.55	11,186.67	6,528.83	71.34	11,224.47	6,457.43	73.82
Consumidor *	24,058.33	17,841.70	34.84	23,823.33	17,998.35	32.36	23,092.22	17,721.67	30.30

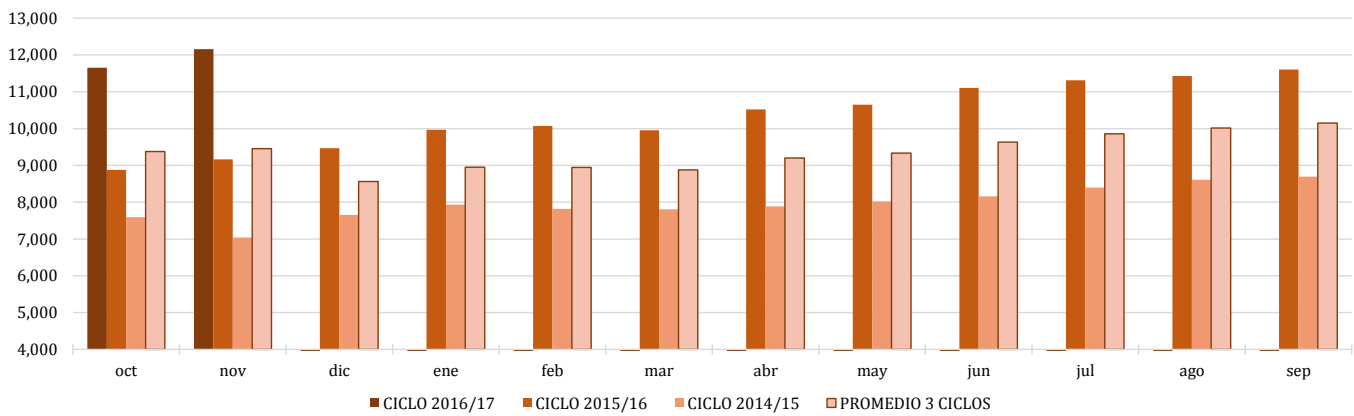
\* Nota: Precios promedio al consumidor en la Ciudad de México, Guadalajara, Jal., y Monterrey, N.L.



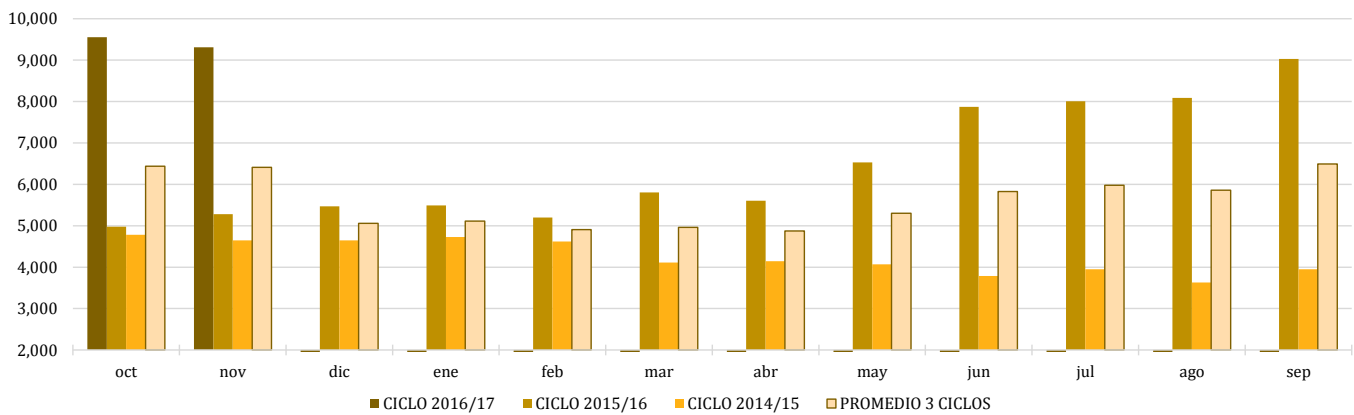
**Comparativo de precios mensuales al mayoreo, 23 CEDAS -6.4%**  
MX \$ / tonelada



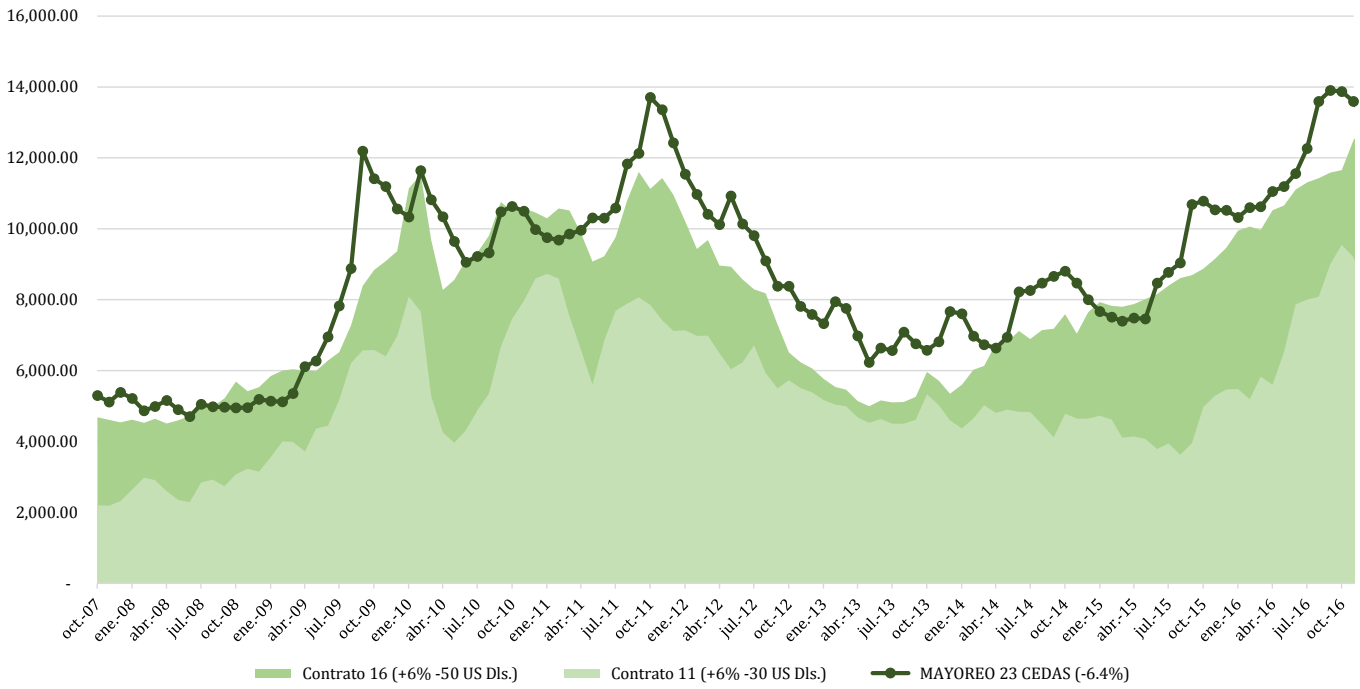
**Comparativo de precios mensuales Contrato 16, +6% - 50 US Dls.**  
MX \$ / tonelada



**Comparativo de precios mensuales Contrato 11, +6% - 30 US Dls.**  
MX \$ / tonelada



**Histórico de precios de azúcar estándar  
(MX\$/t)**



**Histórico de precios de azúcar refinada  
(MX\$/t)**

