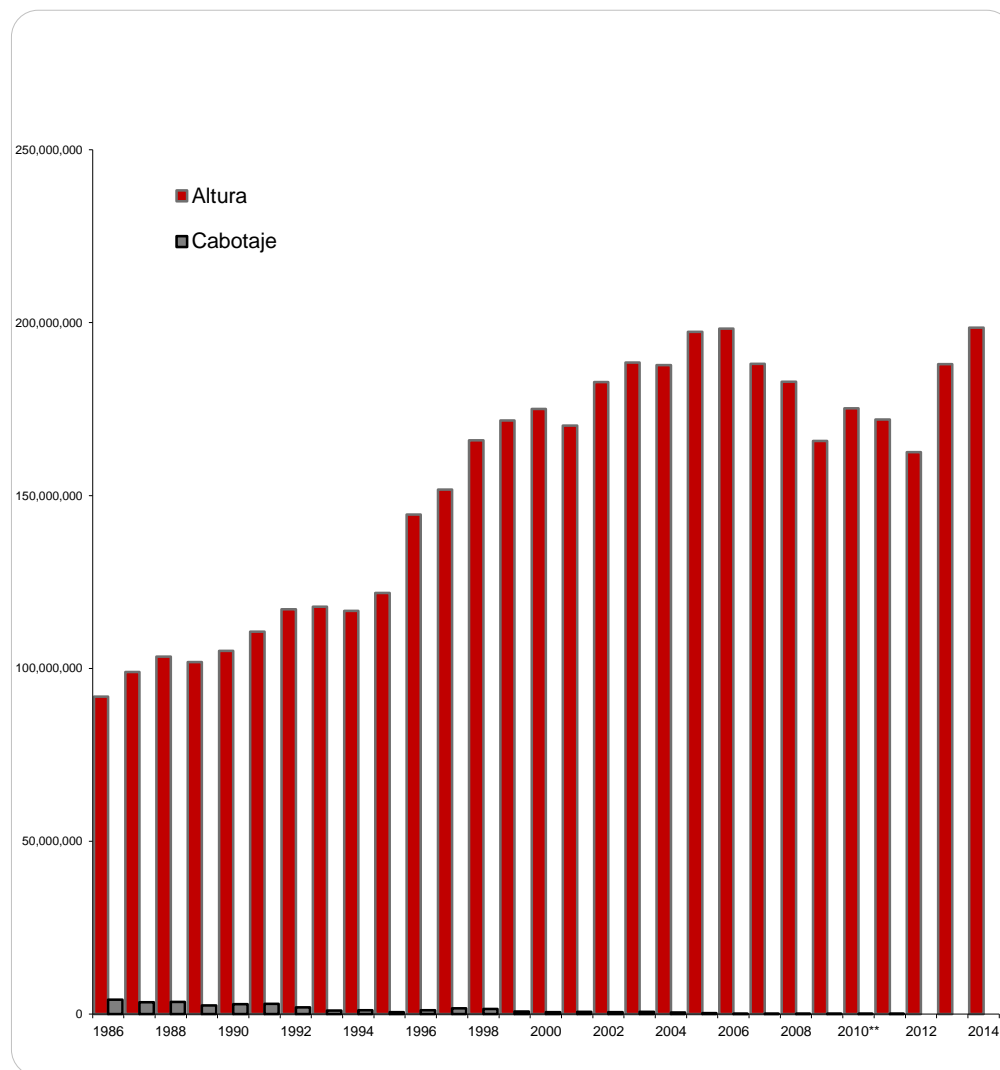


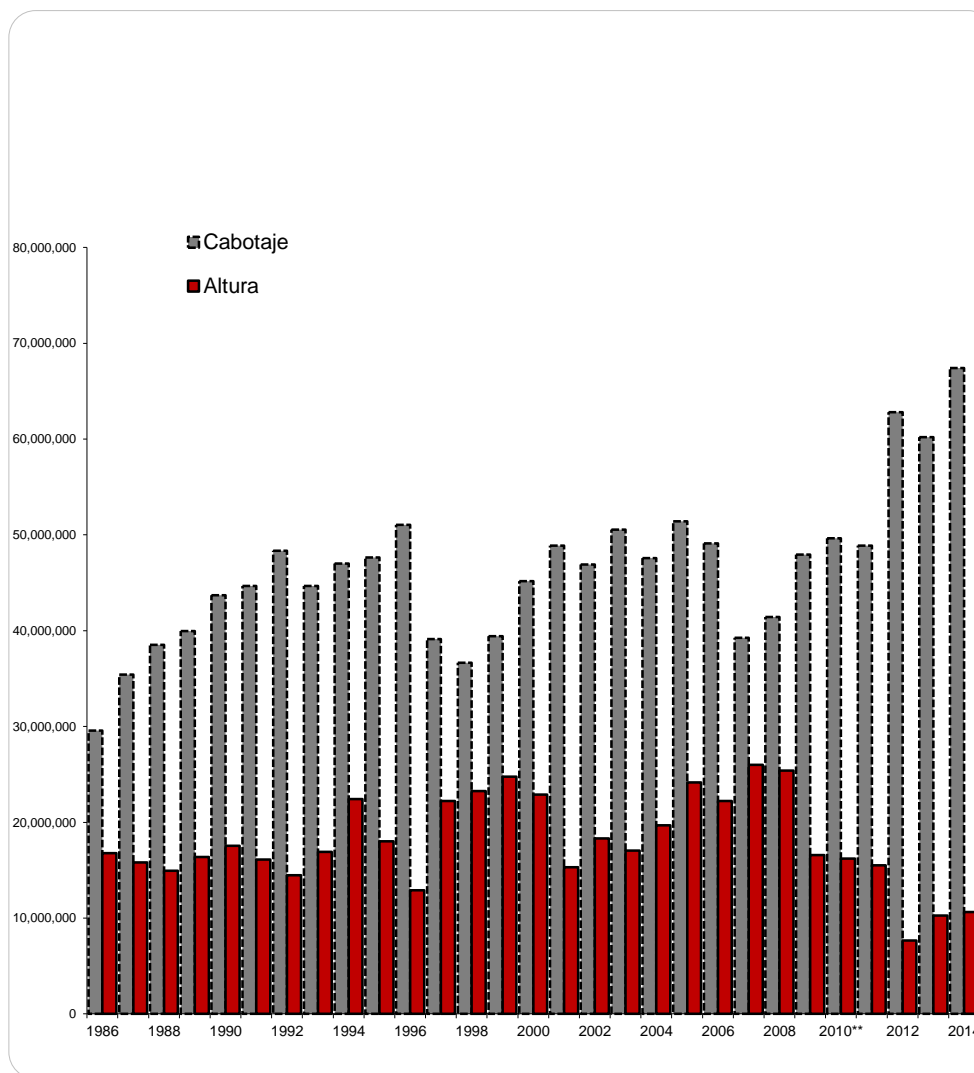
PARTICIPACIÓN EN EL TRANSPORTE DE CARGA: ALTURA 1986 - 2014

TOTAL DE ALTURA			
AÑOS	NACIONAL	EXTRANJERA	TOTAL
1986	4,178,328	91,775,401	95,953,729
1987	3,458,236	98,931,588	102,389,824
1988	3,527,661	103,374,447	106,902,108
1989	2,527,969	101,831,833	104,359,802
1990	2,858,431	105,058,223	107,916,654
1991	2,932,518	110,576,081	113,508,599
1992	1,888,819	117,095,093	118,983,912
1993	985,981	117,873,643	118,859,624
1994	1,060,694	116,626,313	117,687,007
1995	496,540	121,804,549	122,301,089
1996	1,086,186	144,469,930	145,556,116
1997	1,668,229	151,728,052	153,396,281
1998	1,464,006	165,957,427	167,421,433
1999	770,470	171,690,665	172,461,135
2000	516,372	175,055,377	175,571,749
2001	649,334	170,221,625	170,870,959
2002	545,692	182,787,991	183,333,682
2003	606,926	188,471,606	189,078,532
2004	443,234	187,757,024	188,200,258
2005	234,538	197,317,626	197,552,164
2006	13,513	198,262,611	198,276,124
2007	6,437	188,115,488	188,121,925
2008	86,559	182,876,801	182,963,360
2009	39,900	165,786,433	165,826,333
2010**	49	175,189,740	175,189,789
2011*	37,646	171,949,084	171,986,730
2012	141,941	162,510,883	162,652,824
2013	213,416	188,020,318	188,233,734
2014	297,299	198,574,011	198,871,310



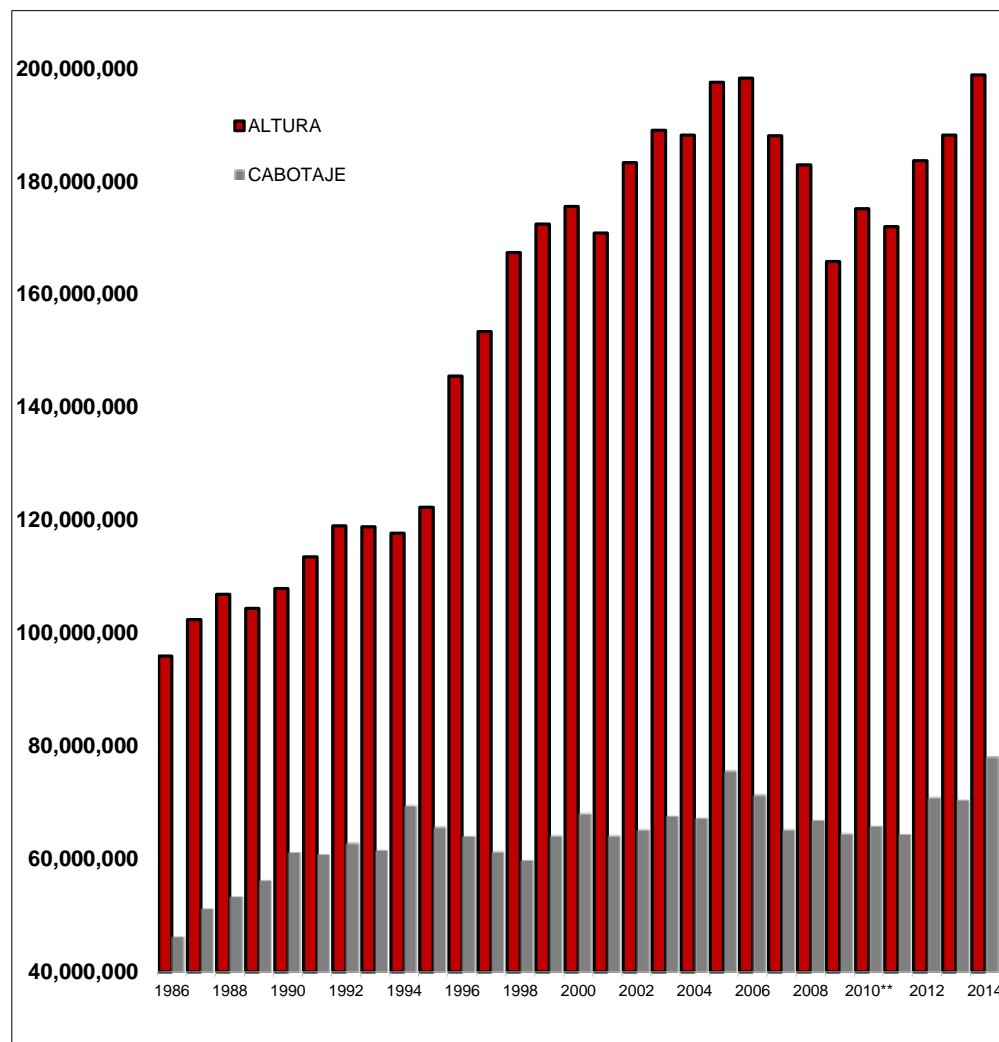
PARTICIPACIÓN EN EL TRANSPORTE DE CARGA: CABOTAJE 1986 - 2014

TOTAL DE CABOTAJE			
AÑOS	NACIONAL	EXTRANJERA	TOTAL
1986	29,576,899	16,781,925	46,358,824
1987	35,428,822	15,824,935	51,253,757
1988	38,505,755	14,933,870	53,439,625
1989	39,964,121	16,384,419	56,348,540
1990	43,688,389	17,534,512	61,222,901
1991	44,651,383	16,122,716	60,774,099
1992	48,357,619	14,486,978	62,844,597
1993	44,653,792	16,910,001	61,563,793
1994	47,021,070	22,428,900	69,449,970
1995	47,646,407	18,004,879	65,651,286
1996	51,054,107	12,906,156	63,960,263
1997	39,120,747	22,220,009	61,340,756
1998	36,642,015	23,254,846	59,896,861
1999	39,419,544	24,748,126	64,167,670
2000	45,180,009	22,891,572	68,071,581
2001	48,881,421	15,301,860	64,183,281
2002	46,908,912	18,301,576	65,210,487
2003	50,546,028	17,045,033	67,591,061
2004	47,580,333	19,700,143	67,280,476
2005	51,401,941	24,147,332	75,549,273
2006	49,097,206	22,222,527	71,319,733
2007	39,267,753	26,008,740	65,276,493
2008	41,436,217	25,392,859	66,829,076
2009	47,942,070	16,578,171	64,520,242
2010**	49,659,347	16,226,141	65,885,488
2011*	48,875,502	15,502,445	64,377,947
2012	62,811,733	7,648,267	70,460,000
2013	60,209,409	10,263,932	70,473,341
2014	67,409,472	10,635,123	78,044,595



TOTAL DE CARGA MOVILIZADA EN ALTURA Y CABOTAJE 1986 - 2014

AÑOS	ALTURA	CABOTAJE	ALTURA + CABOTAJE
1986	95,953,729	46,358,824	142,312,553
1987	102,389,824	51,253,757	153,643,581
1988	106,902,108	53,439,625	160,341,733
1989	104,359,802	56,348,540	160,708,342
1990	107,916,654	61,222,901	169,139,555
1991	113,508,599	60,774,099	174,282,698
1992	118,983,912	62,844,597	181,828,509
1993	118,859,624	61,563,793	180,423,417
1994	117,687,007	69,449,970	187,136,977
1995	122,301,089	65,651,286	187,952,375
1996	145,556,116	63,960,263	209,516,379
1997	153,396,281	61,340,756	214,737,037
1998	167,421,433	59,896,861	227,318,294
1999	172,461,135	64,167,670	236,628,805
2000	175,571,749	68,071,581	243,643,330
2001	170,870,959	64,183,281	235,054,240
2002	183,333,682	65,210,487	248,544,169
2003	189,078,532	67,591,061	256,669,593
2004	188,200,258	67,280,476	255,480,734
2005	197,552,164	75,549,273	273,101,437
2006	198,276,124	71,319,733	269,595,857
2007	188,121,925	65,276,493	253,398,418
2008	182,963,360	66,829,076	249,792,436
2009	165,826,333	64,520,242	230,346,575
2010*	175,189,789	65,885,488	241,075,277
2011**	171,986,730	64,377,947	236,364,677
2012	183,699,929	70,891,511	254,591,440
2013	188,233,734	70,473,341	258,707,075
2014	198,871,310	78,044,595	276,915,905



* La Capitanía de Lázaro Cárdenas, Michoacán, reportó sólo 4 meses de 2010.

** Faltó de reportar la Capitanía de Mazatlán, Sinaloa de agosto a diciembre de 2011 y la Capitanía de Lázaro Cárdenas, Michoacán de enero a diciembre de 2011.