



PRESENTACIÓN

El reporte semanal de Producción está en constante evolución en cuanto a su formato de presentación y contenido, por lo cual, para la actual zafra 2011/12 hemos agrupado la información en distintos rubros, con el objetivo de que sea de fácil consulta. Por ello y a manera de introducción al usuario del mismo, exhibimos el contenido del presente reporte, agrupado de la manera siguiente:

1.- Avance nacional. (Pág. 2)

Se presenta el comparativo de las cifras nacionales de las 10 variables que conforman el presente Reporte, a la semana y acumulado, respecto de la zafra pasada y en relación al **primer** estimado de producción de la zafra 2011/12.

Asimismo, cuenta con un breve resumen de las condiciones actuales de avance de la zafra y su comparativo contra el primer estimado de producción y períodos anteriores, incluyendo una tabla del grado de avance real acumulado respecto del total del primer estimado del sector azucarero. Por último en este apartado, se presenta una tabla con los inicios de zafra de los ingenios.

2.- Información de campo. (Pág. 4)

Muestra el comparativo de las cifras de hectáreas cosechadas, toneladas de caña molida y rendimiento de campo, a la semana y acumulado, respecto de la zafra pasada, por ingenio, estado y consorcio.

3.- Información de fábrica. (Pág. 11)

Se presenta el comparativo de las cifras de toneladas de caña molida, azúcar física real y rendimiento de fábrica, a la semana y acumulado, respecto de la zafra pasada.

4.- Información de azúcar por clase. (Pág. 18)

Exhibe el comparativo de las cifras de producción de azúcar física real y el desglose de los tipos de azúcar: refinada, blanco especial, estándar y mascabado, a la semana y acumulado, respecto de la zafra pasada, por ingenio, estado y consorcio.

5.- Comparativo y grado de avance de la zafra respecto del 1er estimado de producción. (Pág. 26)

En este apartado se muestra un comparativo semanal y acumulado respecto de la superficie cosechada, caña molida, azúcar producida y rendimiento de fábrica reales respecto de lo previsto en el primer estimado de producción de los ingenios, así como el grado de avance de la superficie cosechada, caña molida y azúcar producida reales respecto de los totales del 1er Estimado de producción de la zafra 2011/12, por ingenio, estado y consorcio.

ANEXO DE GRÁFICOS. (Pág. 37)

En este apartado se muestra el grado de avance real de la caña molida y la producción de azúcar respecto de las cifras semanales proyectadas en el primer estimado de producción. Esta información se presenta a nivel nacional y por estado.

Es importante destacar que los cambios que ha tenido esta emisión del Reporte de Avance de Producción de Caña y Azúcar se han realizado con base en las diversas solicitudes, comentarios y opiniones recibidas de nuestros usuarios de la información, como parte de los esfuerzos del CONADESUCA en atender las diversos requerimientos que tienen nuestros clientes, y no como una forma arbitraria de presentar los datos; por lo que este reporte puede seguir sujeto a mejoras en ediciones posteriores.

REPORTE DE AVANCE DE PRODUCCIÓN DE CAÑA Y AZÚCAR

Ciclo azucarero 2011/12

Reporte No. 17

SEMANA NO. 24

Período del 4 al 10 Mar. de 2012

Días acumulados de zafra: 132



13 de marzo de 2012

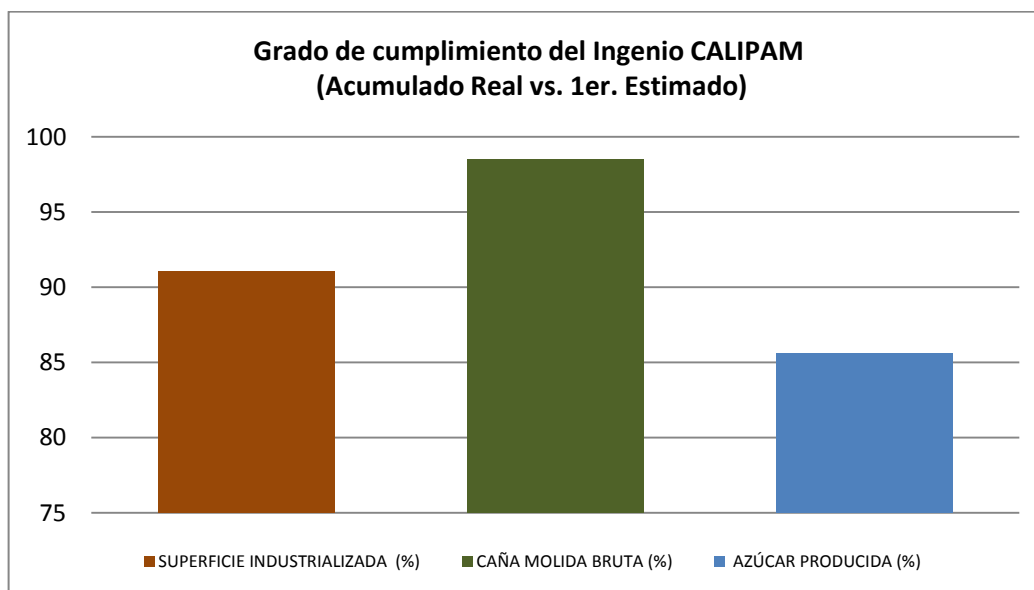
En el presente reporte se cuenta con información de 54 ingenios al cierre de la Semana 24 del actual ciclo azucarero (10 de marzo de 2012), de un total de 54 que ya han comenzado. El CONADESUCA estimó la superficie cosechada de los ingenios El Molino y Los Mochis.

Con base en las cifras que el CONADESUCA obtuvo en el **Primer** Estimado de Producción del ciclo azucarero 2011/12, al cierre de la Semana no. 24 se tenía la expectativa de que hubieran iniciado un total de 54 ingenios.

En esta semana, se presentó la conclusión de labores del ingenio de Calipam, con fecha de 4 de marzo de 2012. En sus cifras reportadas de la semana solo presenta producción de azúcar, ya que no reportó caña molida ni superficie industrializada.

| INGENIO | Fecha de Cierre | | |
|---------|-----------------|------------|---------------------------|
| | 1er. Est. | Real | Observación |
| CALIPAM | 07/03/2012 | 04/03/2012 | Adelantó 3 días su cierre |

Los 15 Estados de producción azucarera se mantienen laborando.



PRECISIONES RESPECTO AL GRADO DE CUMPLIMIENTO

| Menor al 100% | Igual al 100% | Superior al 100% |
|---|--|---------------------------------------|
| No se cumplió con las cifras del 1er Estimado | Desempeño igual al proyectado en el 1er Estimado | Desempeño por arriba del 1er Estimado |

REPORTE DE AVANCE DE PRODUCCIÓN DE CAÑA Y AZÚCAR

Ciclo azucarero 2011/12

Reporte No. 17

SEMANA NO. 24

Período del 4 al 10 Mar. de 2012

Días acumulados de zafra: 132



COMPARATIVO DE AVANCE A NIVEL NACIONAL

(Datos de la Semana no. 24 de cada ciclo azucarero)

| ZAFRAS | Sup. Cosechada | Caña Molida Bruta | Rend. de Campo | Azúcar Física Real | Rend. Fábrica | Az. Ref. | Az. Bco. Esp. | Az. Est. | Az. Masc. | Ingenios que reportan |
|-----------------------|----------------|-------------------|----------------|--------------------|---------------|----------|---------------|----------|-----------|-----------------------|
| | (Has.) | (Tons.) | (Ton/Ha) | (Ton) | % | (Ton) | (Ton) | (Ton) | (Ton) | No. |
| 2011/12 | 36,827 | 2,295,783 | 62.34 | 262,996 | 11.46 | 84,189 | 17,834 | 160,973 | 0 | 54 |
| 2010/11 ^{1/} | 32,451 | 2,126,044 | 65.51 | 259,114 | 12.19 | 87,155 | 9,858 | 162,101 | 0 | 53 |
| Var. % 2012 vs. 2011 | 13.48 | 7.98 | -4.85 | 1.50 | -6.01 | -3.40 | 80.92 | -0.70 | - | 1 |

NOTAS:

1/ Se presenta información al 12 de marzo de 2011.

COMPARATIVO DE AVANCE A NIVEL NACIONAL

(Datos acumulados a la Semana no. 24 de cada ciclo azucarero)

| ZAFRAS | Sup. Cosechada | Caña Molida Bruta | Rend. de Campo | Azúcar Física Real | Rend. Fábrica | Az. Ref. | Az. Bco. Esp. | Az. Est. | Az. Masc. | Ingenios que reportan |
|-----------------------|----------------|-------------------|----------------|--------------------|---------------|-----------|---------------|-----------|-----------|-----------------------|
| | (Has.) | (Tons.) | (Ton/Ha) | (Ton) | % | (Ton) | (Ton) | (Ton) | (Ton) | No. |
| 2011/12 | 400,295 | 27,586,591 | 68.92 | 2,925,029 | 10.60 | 852,549 | 139,066 | 1,917,764 | 15,650 | 54 |
| 2010/11 ^{1/} | 405,086 | 29,309,033 | 72.35 | 3,368,612 | 11.49 | 1,051,239 | 109,857 | 2,177,133 | 30,383 | 53 |
| Var. % 2012 vs. 2011 | -1.18 | -5.88 | -4.75 | -13.17 | -7.75 | -18.90 | 26.59 | -11.91 | -48.49 | 1 |

NOTAS:

1/ Se presenta información al 12 de marzo de 2011.

COMPARATIVO DE AVANCE A NIVEL NACIONAL

(Datos de la Semana no. 24 del ciclo 2010/11, REAL VS. 1ER. ESTIMADO)

| ZAFRAS | SEMANAL | | | ACUMULADO | | | GRADO AVANCE TOTAL 1ER EST. | | | Ingenios que reportan |
|--------------------------|-------------------|--------------------|---------------|-------------------|--------------------|---------------|-----------------------------|-------------------|---------------|-----------------------|
| | Caña Molida Bruta | Azúcar Física Real | Rend. Fábrica | Caña Molida Bruta | Azúcar Física Real | Rend. Fábrica | Sup. Cosechada | Caña Molida Bruta | Azúcar Física | |
| | (Tons.) | (Ton) | % | (Tons.) | (Ton) | % | % | | | No. |
| Real zafra 11/12 | 2,295,783 | 262,996 | 11.46 | 27,586,591 | 2,925,029 | 10.60 | | | | 54 |
| 1er. Est. 2011/12 | 2,314,833 | 278,543 | 12.03 | 30,605,843 | 3,465,349 | 11.32 | 55.73 | 60.06 | 54.78 | 54 |
| Var. % Real vs. Estimado | -0.82 | -5.58 | -4.80 | -9.86 | -15.59 | -6.35 | | | | 0 |

REPORTE DE AVANCE DE PRODUCCIÓN DE CAÑA Y AZÚCAR

Ciclo azucarero 2011/12

Reporte No. 17

SEMANA NO. 24

Período del 4 al 10 Mar. de 2012

Días acumulados de zafra: 132



INFORMACIÓN DE CAMPO - REPORTE DE LA SEMANA 24 - PRESENTACIÓN POR INGENIO

| INGENIO | ZAFRA 2011/12 | | | ZAFRA 2010/11 1/ | | | VARIACIÓN 2011/12 vs 2010/11 | | |
|----------------------------|----------------|-------------------|----------------|------------------|-------------------|----------------|------------------------------|-------------------|----------------|
| | Sup. Cosechada | Caña Molida Bruta | Rend. de Campo | Sup. Cosechada | Caña Molida Bruta | Rend. de Campo | Sup. Cosechada | Caña Molida Bruta | Rend. de Campo |
| | (Has.) | (Tons.) | (Ton/Ha) | (Has.) | (Tons.) | (Ton/Ha) | (%) | (%) | Dif. |
| TOTAL | 36,827 | 2,295,783 | 62.34 | 32,451 | 2,126,044 | 65.51 | 13.48 | 7.98 | -3.17 |
| SAN CRISTÓBAL | 2,097 | 101,045 | 48.20 | 2,262 | 112,180 | 49.60 | -7.31 | -9.93 | -1.40 |
| TALA (JOSE MA. MTZ.) | 1,100 | 90,036 | 81.86 | 1,172 | 89,108 | 76.03 | -6.16 | 1.04 | 5.83 |
| LA GLORIA | 963 | 86,709 | 90.02 | 908 | 71,698 | 79.01 | 6.14 | 20.94 | 11.01 |
| TRES VALLES | 1,323 | 77,471 | 58.55 | 1,181 | 65,048 | 55.07 | 12.02 | 19.10 | 3.48 |
| EL POTRERO | 1,241 | 74,107 | 59.73 | 1,297 | 76,945 | 59.34 | -4.32 | -3.69 | 0.39 |
| ATENCINGO | 540 | 64,030 | 118.50 | 597 | 63,770 | 106.83 | -9.48 | 0.41 | 11.67 |
| PUJILTIC (LA FE) | 603 | 61,701 | 102.29 | 645 | 62,964 | 97.64 | -6.47 | -2.01 | 4.66 |
| PDTE. BENITO JUÁREZ | 1,053 | 61,087 | 58.01 | 824 | 41,160 | 49.95 | 27.80 | 48.41 | 8.06 |
| CTRAL. MOTZORONGO | 1,115 | 60,950 | 54.65 | 946 | 58,550 | 61.91 | 17.92 | 4.10 | -7.26 |
| SN. RAFAEL DE PUCTÉ | 1,266 | 59,775 | 47.20 | 513 | 40,049 | 78.11 | 147.02 | 49.25 | -30.92 |
| PUGA | 758 | 58,700 | 77.44 | 724 | 54,350 | 75.04 | 4.65 | 8.00 | 2.40 |
| SAN PEDRO | 888 | 57,387 | 64.66 | 855 | 46,535 | 54.44 | 3.83 | 23.32 | 10.22 |
| TAMAZULA | 526 | 53,869 | 102.46 | 457 | 40,907 | 89.52 | 15.07 | 31.69 | 12.93 |
| A. LÓPEZ MATEOS | 774 | 53,648 | 69.27 | 967 | 57,922 | 59.89 | -19.92 | -7.38 | 9.38 |
| SAN MIGUEL DEL NARANJO | 1,210 | 51,425 | 42.51 | 629 | 50,893 | 80.90 | 92.30 | 1.05 | -38.39 |
| HUIXTLA | 664 | 50,845 | 76.52 | 749 | 46,885 | 62.60 | -11.28 | 8.45 | 13.92 |
| EL MODELO | 626 | 50,518 | 80.73 | 584 | 44,053 | 75.47 | 7.19 | 14.67 | 5.27 |
| PÁNUCO (ZAPOAPITA) | 870 | 50,475 | 58.01 | 489 | 44,515 | 91.03 | 77.93 | 13.39 | -33.02 |
| EMILIANO ZAPATA | 428 | 48,881 | 114.13 | 399 | 41,983 | 105.27 | 7.40 | 16.43 | 8.85 |
| SAN FCO. AMECA | 638 | 47,960 | 75.11 | 669 | 45,100 | 67.41 | -4.56 | 6.34 | 7.70 |
| LOS MOCHIS * | 619 | 47,377 | 76.57 | 1,071 | 57,650 | 53.84 | -42.21 | -17.82 | 22.73 |
| A. SÁENZ GARZA | 760 | 46,429 | 61.09 | 630 | 41,982 | 66.69 | 20.73 | 10.59 | -5.60 |
| ALIANZA POPULAR | 1,445 | 46,200 | 31.98 | 896 | 45,790 | 51.13 | 61.29 | 0.90 | -19.14 |
| EL HIGO | 784 | 41,143 | 52.50 | 534 | 50,064 | 93.68 | 46.64 | -17.82 | -41.18 |
| PLAN DE SAN LUIS | 933 | 40,955 | 43.90 | 649 | 47,425 | 73.07 | 43.76 | -13.64 | -29.18 |
| A. REGIONAL (LA PRIMAVERA) | 609 | 40,255 | 66.10 | 545 | 13,498 | 24.79 | 11.84 | 198.24 | 41.31 |
| QUESERÍA | 526 | 40,144 | 76.36 | 413 | 42,031 | 101.67 | 27.16 | -4.49 | -25.31 |
| EL MANTE | 670 | 38,860 | 58.00 | 556 | 38,337 | 68.95 | 20.50 | 1.36 | -10.95 |
| MELCHOR OCAMPO | 346 | 38,575 | 111.49 | 444 | 36,300 | 81.76 | -22.07 | 6.27 | 29.73 |
| SAN NICOLÁS | 647 | 37,698 | 58.29 | 517 | 33,273 | 64.36 | 25.10 | 13.30 | -6.07 |
| LA PROVIDENCIA | 596 | 36,847 | 61.83 | 496 | 32,215 | 64.90 | 20.06 | 14.38 | -3.07 |
| CONSTANCIA | 520 | 35,656 | 68.56 | 586 | 34,383 | 58.69 | -11.22 | 3.70 | 9.87 |
| P. MACHADO (LA MARGARITA) | 769 | 35,502 | 46.18 | 716 | 36,430 | 50.87 | 7.34 | -2.55 | -4.69 |
| PLAN DE AYALA | 1,039 | 35,500 | 34.18 | 830 | 43,900 | 52.89 | 25.12 | -19.13 | -18.71 |
| EL MOLINO * | 803 | 32,982 | 41.05 | 400 | 32,409 | 81.02 | 100.84 | 1.77 | -39.97 |
| CTRAL. PROGRESO | 810 | 32,610 | 40.26 | 587 | 32,260 | 54.94 | 37.93 | 1.08 | -14.68 |

NOTAS: 1/ Se presenta información al 12 de marzo de 2011.

*Dato de superficie estimado por el CONADESUCA

Continúa...

REPORTE DE AVANCE DE PRODUCCIÓN DE CAÑA Y AZÚCAR

Ciclo azucarero 2011/12

Reporte No. 17

SEMANA NO. 24

Período del 4 al 10 Mar. de 2012

Días acumulados de zafra: 132



INFORMACIÓN DE CAMPO - REPORTE DE LA SEMANA 24 - PRESENTACIÓN POR INGENIO

| INGENIO | ZAFRA 2011/12 | | | ZAFRA 2010/11 1/ | | | VARIACIÓN 2011/12 vs 2010/11 | | |
|-----------------------|----------------|-------------------|----------------|------------------|-------------------|----------------|------------------------------|-------------------|----------------|
| | Sup. Cosechada | Caña Molida Bruta | Rend. de Campo | Sup. Cosechada | Caña Molida Bruta | Rend. de Campo | Sup. Cosechada | Caña Molida Bruta | Rend. de Campo |
| | (Has.) | (Tons.) | (Ton/Ha) | (Has.) | (Tons.) | (Ton/Ha) | (%) | (%) | Dif. |
| TOTAL | 36,827 | 2,295,783 | 62.34 | 32,451 | 2,126,044 | 65.51 | 13.48 | 7.98 | -3.17 |
| SANTA CLARA | 400 | 31,665 | 79.16 | 332 | 29,210 | 87.98 | 20.48 | 8.40 | -8.82 |
| CUATOTOLAPAM | 625 | 31,375 | 50.22 | 654 | 33,400 | 51.04 | -4.53 | -6.06 | -0.82 |
| EL CARMEN | 541 | 30,000 | 55.45 | 432 | 24,535 | 56.79 | 25.23 | 22.27 | -1.34 |
| LA JOYA | 727 | 29,895 | 41.10 | 171 | 9,415 | 54.93 | 324.37 | 217.54 | -13.83 |
| SANTA ROSALÍA | 370 | 28,868 | 78.00 | 390 | 23,756 | 60.88 | -5.15 | 21.52 | 17.12 |
| JOSÉ MA. MORELOS | 355 | 25,922 | 73.07 | 408 | 25,724 | 62.98 | -13.15 | 0.77 | 10.09 |
| SAN JOSÉ DE ABAJO | 446 | 24,746 | 55.48 | 442 | 24,285 | 54.94 | 0.90 | 1.90 | 0.54 |
| BELLAVISTA | 331 | 24,490 | 73.94 | 273 | 19,015 | 69.56 | 21.16 | 28.79 | 4.38 |
| SAN MIGUELITO | 348 | 24,382 | 69.98 | 363 | 21,481 | 59.25 | -3.90 | 13.50 | 10.73 |
| NVO. SAN FRANCISCO | 383 | 23,800 | 62.21 | 375 | 20,605 | 54.93 | 2.00 | 15.51 | 7.27 |
| ELDORADO | 294 | 23,090 | 78.67 | 289 | 25,420 | 87.84 | 1.42 | -9.17 | -9.17 |
| EL REFUGIO | 432 | 22,884 | 52.93 | 382 | 20,445 | 53.57 | 13.28 | 11.93 | -0.64 |
| CASASANO (LA ABEJA) | 185 | 22,466 | 121.24 | 181 | 18,343 | 101.23 | 2.27 | 22.48 | 20.00 |
| MAHUIXTLÁN | 265 | 18,378 | 69.35 | 341 | 17,501 | 51.32 | -22.29 | 5.02 | 18.03 |
| PEDERNALES | 163 | 17,945 | 110.22 | 239 | 16,690 | 69.83 | -31.88 | 7.52 | 40.39 |
| LÁZARO CÁRDENAS | 168 | 15,525 | 92.60 | 206 | 14,898 | 72.18 | -18.77 | 4.21 | 20.42 |
| AZSUREMEX - TENOSIQUE | 236 | 13,000 | 55.18 | 236 | 8,760 | 37.10 | -0.22 | 48.40 | 18.08 |
| CALIPAM | 0 | 0 | 0.00 | 0 | 0 | 0.00 | - | - | - |

NOTAS: 1/ Se presenta información al 12 de marzo de 2011.

*Dato de superficie estimado por el CONADESUCA

REPORTE DE AVANCE DE PRODUCCIÓN DE CAÑA Y AZÚCAR

Ciclo azucarero 2011/12

Reporte No. 17

SEMANA NO. 24

Período del 4 al 10 Mar. de 2012

Días acumulados de zafra: 132



INFORMACIÓN DE CAMPO - REPORTE ACUMULADO A LA SEMANA 24 - PRESENTACIÓN POR INGENIO

| INGENIO | ZAFRA 2011/12 | | | ZAFRA 2010/11 1/ | | | VARIACIÓN 2011/12 vs 2010/11 | | |
|---------------------------|----------------|-------------------|----------------|------------------|-------------------|----------------|------------------------------|-------------------|----------------|
| | Sup. Cosechada | Caña Molida Bruta | Rend. de Campo | Sup. Cosechada | Caña Molida Bruta | Rend. de Campo | Sup. Cosechada | Caña Molida Bruta | Rend. de Campo |
| | (Has.) | (Tons.) | (Ton/Ha) | (Has.) | (Tons.) | (Ton/Ha) | (%) | (%) | Dif. |
| TOTAL | 400,295 | 27,586,591 | 68.92 | 405,086 | 29,309,033 | 72.35 | -1.18 | -5.88 | -3.44 |
| SAN CRISTÓBAL | 20,314 | 1,169,652 | 57.58 | 16,299 | 869,056 | 53.32 | 24.63 | 34.59 | 4.26 |
| TALA (JOSE MA. MTZ.) | 14,544 | 1,125,077 | 77.36 | 15,163 | 1,137,667 | 75.03 | -4.08 | -1.11 | 2.33 |
| TRES VALLES | 18,440 | 1,104,380 | 59.89 | 19,888 | 1,196,803 | 60.18 | -7.28 | -7.72 | -0.29 |
| ATENCINGO | 8,107 | 1,018,119 | 125.58 | 8,696 | 989,480 | 113.78 | -6.78 | 2.89 | 11.80 |
| PUJILTIC (LA FE) | 9,121 | 992,694 | 108.84 | 9,401 | 988,626 | 105.17 | -2.98 | 0.41 | 3.68 |
| SN. RAFAEL DE PUCTÉ | 16,295 | 979,855 | 60.13 | 15,111 | 956,945 | 63.33 | 7.83 | 2.39 | -3.20 |
| LA GLORIA | 9,947 | 913,018 | 91.79 | 11,816 | 978,520 | 82.81 | -15.82 | -6.69 | 8.97 |
| HUIXTLA | 9,767 | 864,554 | 88.52 | 10,891 | 789,649 | 72.50 | -10.32 | 9.49 | 16.02 |
| A. LÓPEZ MATEOS | 15,357 | 861,367 | 56.09 | 16,209 | 970,731 | 59.89 | -5.25 | -11.27 | -3.80 |
| EL POTRERO | 13,230 | 828,620 | 62.63 | 12,402 | 810,837 | 65.38 | 6.68 | 2.19 | -2.75 |
| QUESERÍA | 8,008 | 749,889 | 93.64 | 7,837 | 687,253 | 87.69 | 2.18 | 9.11 | 5.95 |
| A. SÁENZ GARZA | 11,131 | 725,715 | 65.20 | 8,816 | 794,343 | 90.10 | 26.25 | -8.64 | -24.90 |
| CTRAL. MOTZORONGO | 13,197 | 704,950 | 53.42 | 13,214 | 854,300 | 64.65 | -0.13 | -17.48 | -11.23 |
| EL HIGO | 10,409 | 699,793 | 67.23 | 7,703 | 729,546 | 94.71 | 35.13 | -4.08 | -27.48 |
| SAN FCO. AMECA | 8,741 | 690,400 | 78.99 | 9,123 | 697,855 | 76.50 | -4.19 | -1.07 | 2.49 |
| EMILIANO ZAPATA | 5,892 | 673,724 | 114.35 | 7,064 | 736,069 | 104.20 | -16.60 | -8.47 | 10.16 |
| SAN MIGUEL DEL NARANJO | 13,457 | 624,018 | 46.37 | 12,929 | 982,611 | 76.00 | 4.09 | -36.49 | -29.63 |
| TAMAZULA | 5,119 | 604,505 | 118.10 | 8,109 | 851,690 | 105.03 | -36.88 | -29.02 | 13.07 |
| EL MODELO | 6,146 | 566,696 | 92.20 | 5,193 | 424,784 | 81.80 | 18.36 | 33.41 | 10.40 |
| LOS MOCHIS * | 7,007 | 553,467 | 78.99 | 5,535 | 321,303 | 58.05 | 26.59 | 72.26 | 20.94 |
| PUGA | 6,977 | 530,500 | 76.04 | 9,335 | 693,850 | 74.33 | -25.26 | -23.54 | 1.71 |
| EL MANTE | 6,949 | 495,919 | 71.37 | 9,957 | 695,354 | 69.84 | -30.21 | -28.68 | 1.54 |
| PÁNUCO (ZAPOAPITA) | 5,265 | 488,530 | 92.80 | 7,355 | 677,007 | 92.05 | -28.42 | -27.84 | 0.75 |
| P. MACHADO (LA MARGARITA) | 10,374 | 480,820 | 46.35 | 7,650 | 419,557 | 54.85 | 35.61 | 14.60 | -8.50 |
| LA PROVIDENCIA | 7,630 | 467,511 | 61.27 | 6,506 | 449,693 | 69.12 | 17.28 | 3.96 | -7.85 |
| ALIANZA POPULAR | 12,154 | 465,414 | 38.29 | 12,862 | 680,218 | 52.88 | -5.50 | -31.58 | -14.59 |
| CONSTANCIA | 7,797 | 464,967 | 59.63 | 9,665 | 579,147 | 59.92 | -19.33 | -19.72 | -0.29 |
| PLAN DE AYALA | 9,951 | 450,700 | 45.29 | 11,077 | 701,750 | 63.35 | -10.17 | -35.77 | -18.06 |
| SAN NICOLÁS | 7,234 | 449,134 | 62.08 | 6,293 | 405,273 | 64.40 | 14.96 | 10.82 | -2.32 |
| SAN PEDRO | 6,080 | 418,650 | 68.85 | 5,597 | 342,341 | 61.16 | 8.63 | 22.29 | 7.69 |
| ELDORADO | 3,957 | 404,520 | 102.23 | 2,048 | 242,430 | 118.36 | 93.18 | 66.86 | -16.12 |
| MELCHOR OCAMPO | 3,447 | 398,960 | 115.76 | 6,156 | 602,660 | 97.90 | -44.01 | -33.80 | 17.86 |
| EL MOLINO * | 7,002 | 379,941 | 54.26 | 5,530 | 390,822 | 70.67 | 26.63 | -2.78 | -16.41 |
| BELLAVISTA | 4,694 | 353,983 | 75.41 | 4,507 | 316,083 | 70.13 | 4.15 | 11.99 | 5.28 |
| CUATOTOLAPAM | 6,529 | 334,850 | 51.28 | 4,729 | 241,180 | 51.00 | 38.08 | 38.84 | 0.28 |
| CASASANO (LA ABEJA) | 2,634 | 333,577 | 126.64 | 2,928 | 325,941 | 111.31 | -10.04 | 2.34 | 15.33 |

NOTAS: 1/ Se presenta información al 12 de marzo de 2011.

*Dato de superficie estimado por el CONADESUCA

Continúa...

REPORTE DE AVANCE DE PRODUCCIÓN DE CAÑA Y AZÚCAR

Ciclo azucarero 2011/12

Reporte No. 17

SEMANA NO. 24

Período del 4 al 10 Mar. de 2012

Días acumulados de zafra: 132



INFORMACIÓN DE CAMPO - REPORTE ACUMULADO A LA SEMANA 24 - PRESENTACIÓN POR INGENIO

| INGENIO | ZAFRA 2011/12 | | | ZAFRA 2010/11 1/ | | | VARIACIÓN 2011/12 vs 2010/11 | | |
|----------------------------|----------------|-------------------|----------------|------------------|-------------------|----------------|------------------------------|-------------------|----------------|
| | Sup. Cosechada | Caña Molida Bruta | Rend. de Campo | Sup. Cosechada | Caña Molida Bruta | Rend. de Campo | Sup. Cosechada | Caña Molida Bruta | Rend. de Campo |
| | (Has.) | (Tons.) | (Ton/Ha) | (Has.) | (Tons.) | (Ton/Ha) | (%) | (%) | Dif. |
| TOTAL | 400,295 | 27,586,591 | 68.92 | 405,086 | 29,309,033 | 72.35 | -1.18 | -5.88 | -3.44 |
| A. REGIONAL (LA PRIMAVERA) | 4,089 | 329,257 | 80.52 | 4,199 | 356,005 | 84.79 | -2.61 | -7.51 | -4.27 |
| PLAN DE SAN LUIS | 6,966 | 302,425 | 43.41 | 8,915 | 652,175 | 73.15 | -21.86 | -53.63 | -29.74 |
| PDTE. BENITO JUÁREZ | 5,132 | 301,349 | 58.72 | 4,971 | 253,412 | 50.98 | 3.25 | 18.92 | 7.74 |
| SANTA CLARA | 4,025 | 298,353 | 74.12 | 4,441 | 378,087 | 85.14 | -9.37 | -21.09 | -11.01 |
| SAN JOSÉ DE ABAJO | 5,223 | 286,243 | 54.80 | 5,473 | 344,753 | 62.99 | -4.57 | -16.97 | -8.19 |
| CTRAL. PROGRESO | 7,352 | 280,020 | 38.09 | 7,008 | 426,370 | 60.84 | 4.90 | -34.32 | -22.75 |
| EL CARMEN | 4,805 | 272,000 | 56.61 | 6,061 | 360,415 | 59.46 | -20.72 | -24.53 | -2.86 |
| SAN MIGUELITO | 3,373 | 253,320 | 75.10 | 3,899 | 269,033 | 69.00 | -13.49 | -5.84 | 6.10 |
| JOSÉ MA. MORELOS | 3,036 | 240,745 | 79.29 | 4,643 | 302,161 | 65.08 | -34.60 | -20.33 | 14.21 |
| LA JOYA | 4,200 | 230,367 | 54.85 | 2,394 | 146,323 | 61.13 | 75.47 | 57.44 | -6.28 |
| MAHUIXTLÁN | 2,777 | 221,097 | 79.62 | 3,140 | 234,943 | 74.82 | -11.56 | -5.89 | 4.79 |
| PEDERNALES | 2,244 | 218,686 | 97.45 | 1,986 | 178,941 | 90.09 | 12.98 | 22.21 | 7.36 |
| EL REFUGIO | 4,003 | 215,902 | 53.93 | 5,286 | 278,119 | 52.61 | -24.27 | -22.37 | 1.32 |
| SANTA ROSALÍA | 2,961 | 197,374 | 66.65 | 783 | 46,755 | 59.70 | 278.10 | 322.15 | 6.95 |
| LÁZARO CÁRDENAS | 1,955 | 176,645 | 90.36 | 2,402 | 180,162 | 75.01 | -18.61 | -1.95 | 15.35 |
| CALIPAM | 1,755 | 169,631 | 96.68 | 1,523 | 131,476 | 86.31 | 15.18 | 29.02 | 10.37 |
| NVO. SAN FRANCISCO | 2,206 | 148,593 | 67.35 | 3,064 | 184,380 | 60.18 | -27.98 | -19.41 | 7.16 |
| AZSUREMEX - TENOSIQUE | 1,291 | 76,114 | 58.98 | 1,305 | 54,149 | 41.49 | -1.12 | 40.56 | 17.49 |

NOTAS: 1/ Se presenta información al 12 de marzo de 2011.

*Dato de superficie estimado por el CONADESUCA

REPORTE DE AVANCE DE PRODUCCIÓN DE CAÑA Y AZÚCAR

Ciclo azucarero 2011/12

Reporte No. 17

SEMANA NO. 24

Período del 4 al 10 Mar. de 2012

Días acumulados de zafra: 132



INFORMACIÓN DE CAMPO - REPORTE DE LA SEMANA 24 - PRESENTACIÓN POR ESTADO

| ESTADO | ZAFRA 2011/12 | | | ZAFRA 2010/11 1/ | | | VARIACIÓN 2011/12 vs 2010/11 | | |
|-----------------|----------------|-------------------|----------------|------------------|-------------------|----------------|------------------------------|-------------------|----------------|
| | Sup. Cosechada | Caña Molida Bruta | Rend. de Campo | Sup. Cosechada | Caña Molida Bruta | Rend. de Campo | Sup. Cosechada | Caña Molida Bruta | Rend. de Campo |
| | (Has.) | (Tons.) | (Ton/Ha) | (Has.) | (Tons.) | (Ton/Ha) | (%) | (%) | Dif. |
| TOTAL | 36,827 | 2,295,783 | 62.34 | 32,451 | 2,126,044 | 65.51 | 13.48 | 7.98 | -3.17 |
| VERACRUZ | 15,086 | 895,298 | 59.35 | 13,848 | 843,525 | 60.91 | 8.94 | 6.14 | -1.57 |
| JALISCO | 3,296 | 280,852 | 85.21 | 3,424 | 256,154 | 74.82 | -3.73 | 9.64 | 10.39 |
| SAN LUIS POTOSÍ | 4,626 | 174,080 | 37.63 | 3,004 | 188,008 | 62.59 | 54.00 | -7.41 | -24.96 |
| CHIAPAS | 1,268 | 112,546 | 88.78 | 1,394 | 109,849 | 78.81 | -9.06 | 2.46 | 9.97 |
| OAXACA | 1,976 | 112,034 | 56.71 | 2,065 | 114,797 | 55.59 | -4.33 | -2.41 | 1.12 |
| SINALOA | 1,521 | 110,722 | 72.78 | 1,905 | 96,568 | 50.70 | -20.13 | 14.66 | 22.08 |
| TABASCO | 1,659 | 102,955 | 62.07 | 1,450 | 73,676 | 50.80 | 14.37 | 39.74 | 11.27 |
| NAYARIT | 1,561 | 91,682 | 58.72 | 1,124 | 86,759 | 77.17 | 38.87 | 5.67 | -18.45 |
| TAMAULIPAS | 1,430 | 85,289 | 59.64 | 1,186 | 80,319 | 67.75 | 20.62 | 6.19 | -8.11 |
| MORELOS | 614 | 71,346 | 116.28 | 580 | 60,326 | 104.01 | 5.79 | 18.27 | 12.26 |
| MICHOACÁN | 730 | 65,135 | 89.17 | 777 | 60,798 | 78.21 | -6.04 | 7.13 | 10.96 |
| PUEBLA | 540 | 64,030 | 118.50 | 597 | 63,770 | 106.83 | -9.48 | 0.41 | 11.67 |
| QUINTANA ROO | 1,266 | 59,775 | 47.20 | 513 | 40,049 | 78.11 | 147.02 | 49.25 | -30.92 |
| COLIMA | 526 | 40,144 | 76.36 | 413 | 42,031 | 101.67 | 27.16 | -4.49 | -25.31 |
| CAMPECHE | 727 | 29,895 | 41.10 | 171 | 9,415 | 54.93 | 324.37 | 217.54 | -13.83 |

NOTAS: 1/ Se presenta información al 12 de marzo de 2011.

INFORMACIÓN DE CAMPO - REPORTE ACUMULADO A LA SEMANA 24 - PRESENTACIÓN POR ESTADO

| ESTADO | ZAFRA 2011/12 | | | ZAFRA 2010/11 1/ | | | VARIACIÓN 2011/12 vs 2010/11 | | |
|-----------------|----------------|-------------------|----------------|------------------|-------------------|----------------|------------------------------|-------------------|----------------|
| | Sup. Cosechada | Caña Molida Bruta | Rend. de Campo | Sup. Cosechada | Caña Molida Bruta | Rend. de Campo | Sup. Cosechada | Caña Molida Bruta | Rend. de Campo |
| | (Has.) | (Tons.) | (Ton/Ha) | (Has.) | (Tons.) | (Ton/Ha) | (%) | (%) | Dif. |
| TOTAL | 400,295 | 27,586,591 | 68.92 | 405,086 | 29,309,033 | 72.35 | -1.18 | -5.88 | -3.44 |
| VERACRUZ | 157,956 | 10,072,024 | 63.76 | 155,305 | 10,378,381 | 66.83 | 1.71 | -2.95 | -3.06 |
| JALISCO | 39,580 | 3,413,670 | 86.25 | 47,701 | 3,908,116 | 81.93 | -17.02 | -12.65 | 4.32 |
| CHIAPAS | 18,887 | 1,857,248 | 98.33 | 20,292 | 1,778,275 | 87.64 | -6.92 | 4.44 | 10.70 |
| SAN LUIS POTOSÍ | 42,529 | 1,842,557 | 43.33 | 45,783 | 3,016,754 | 65.89 | -7.11 | -38.92 | -22.57 |
| OAXACA | 29,734 | 1,558,089 | 52.40 | 29,144 | 1,668,407 | 57.25 | 2.02 | -6.61 | -4.85 |
| SINALOA | 15,052 | 1,287,244 | 85.52 | 11,782 | 919,738 | 78.07 | 27.76 | 39.96 | 7.45 |
| TAMAULIPAS | 18,079 | 1,221,635 | 67.57 | 18,773 | 1,489,697 | 79.35 | -3.70 | -17.99 | -11.78 |
| PUEBLA | 9,862 | 1,187,750 | 120.44 | 10,220 | 1,120,956 | 109.69 | -3.50 | 5.96 | 10.75 |
| MORELOS | 8,526 | 1,007,301 | 118.15 | 9,992 | 1,062,010 | 106.28 | -14.68 | -5.15 | 11.87 |
| QUINTANA ROO | 16,295 | 979,855 | 60.13 | 15,111 | 956,945 | 63.33 | 7.83 | 2.39 | -3.20 |
| NAYARIT | 13,979 | 910,441 | 65.13 | 14,865 | 1,084,672 | 72.97 | -5.96 | -16.06 | -7.84 |
| COLIMA | 8,008 | 749,889 | 93.64 | 7,837 | 687,253 | 87.69 | 2.18 | 9.11 | 5.95 |
| MICHOACÁN | 8,224 | 693,684 | 84.35 | 8,829 | 737,190 | 83.50 | -6.85 | -5.90 | 0.85 |
| TABASCO | 9,384 | 574,837 | 61.26 | 7,059 | 354,316 | 50.19 | 32.94 | 62.24 | 11.06 |
| CAMPECHE | 4,200 | 230,367 | 54.85 | 2,394 | 146,323 | 61.13 | 75.47 | 57.44 | -6.28 |

NOTAS: 1/ Se presenta información al 12 de marzo de 2011.

REPORTE DE AVANCE DE PRODUCCIÓN DE CAÑA Y AZÚCAR

Ciclo azucarero 2011/12

Reporte No. 17

SEMANA NO. 24

Período del 4 al 10 Mar. de 2012

Días acumulados de zafra: 132



INFORMACIÓN DE CAMPO - REPORTE DE LA SEMANA 24 - PRESENTACIÓN POR CONSORCIO ^{2/}

| CONSORCIO | ZAFRA 2011/12 | | | ZAFRA 2010/11 1/ | | | VARIACIÓN 2011/12 vs 2010/11 | | |
|----------------------------|----------------|-------------------|----------------|------------------|-------------------|----------------|------------------------------|-------------------|----------------|
| | Sup. Cosechada | Caña Molida Bruta | Rend. de Campo | Sup. Cosechada | Caña Molida Bruta | Rend. de Campo | Sup. Cosechada | Caña Molida Bruta | Rend. de Campo |
| | (Has.) | (Tons.) | (Ton/Ha) | (Has.) | (Tons.) | (Ton/Ha) | (%) | (%) | Dif. |
| TOTAL | 36,827 | 2,295,783 | 62.34 | 32,451 | 2,126,044 | 65.51 | 13.48 | 7.98 | -3.17 |
| FEESA (9) | 6,994 | 463,231 | 66.23 | 6,827 | 458,395 | 67.14 | 2.45 | 1.06 | -0.91 |
| BETA SAN MIGUEL (6) | 4,531 | 263,828 | 58.23 | 3,200 | 236,212 | 73.81 | 41.57 | 11.69 | -15.58 |
| ZUCARMEX (5) | 2,607 | 200,052 | 76.74 | 2,509 | 180,326 | 71.88 | 3.91 | 10.94 | 4.87 |
| G. AZUCARERO MÉXICO (4) | 2,614 | 189,738 | 72.58 | 2,492 | 170,586 | 68.46 | 4.91 | 11.23 | 4.12 |
| SANTOS (6) | 3,602 | 155,510 | 43.17 | 2,892 | 158,795 | 54.90 | 24.53 | -2.07 | -11.73 |
| PORRES (3) | 1,952 | 139,897 | 71.67 | 1,936 | 122,630 | 63.35 | 0.84 | 14.08 | 8.32 |
| SÁENZ (3) | 1,956 | 139,158 | 71.15 | 1,642 | 121,226 | 73.81 | 19.08 | 14.79 | -2.66 |
| PIASA (2) | 2,098 | 131,119 | 62.51 | 2,148 | 122,970 | 57.24 | -2.36 | 6.63 | 5.27 |
| G. AZUCAR. DEL TRÓPICO (2) | 1,691 | 116,604 | 68.97 | 1,079 | 81,113 | 75.18 | 56.70 | 43.76 | -6.21 |
| LA MARGARITA (3) | 1,933 | 94,034 | 48.64 | 2,201 | 138,929 | 63.13 | -12.15 | -32.32 | -14.49 |
| MOTZORONGO (2) | 1,548 | 83,834 | 54.17 | 1,327 | 78,995 | 59.51 | 16.59 | 6.13 | -5.34 |
| PUGA | 758 | 58,700 | 77.44 | 724 | 54,350 | 75.04 | 4.65 | 8.00 | 2.40 |
| GARCÍA GONZÁLEZ (3) | 924 | 53,800 | 58.25 | 807 | 45,140 | 55.93 | 14.43 | 19.18 | 2.32 |
| PANTALEÓN ** | 870 | 50,475 | 58.01 | 0 | 0 | 0.00 | - | - | - |
| LOS MOCHIS | 619 | 47,377 | 76.57 | 1,071 | 57,650 | 53.84 | -42.21 | -17.82 | 22.73 |
| FANJUL | 647 | 37,698 | 58.29 | 517 | 33,273 | 64.36 | 25.10 | 13.30 | -6.07 |
| MENCHACA * | 803 | 32,982 | 41.05 | 400 | 32,409 | 81.02 | 100.84 | 1.77 | -39.97 |
| PERNO | 446 | 24,746 | 55.48 | 442 | 24,285 | 54.94 | 0.90 | 1.90 | 0.54 |
| JIMÉNEZ SAINZ | 236 | 13,000 | 55.18 | 236 | 8,760 | 37.10 | -0.22 | 48.40 | 18.08 |

NOTAS: 1/ Se presenta información al 12 de marzo de 2011.

2/ El valor entre paréntesis corresponde al número de ingenios que agrupa el Consorcio, cuando este dato es mayor a 1.

*Dato de superficie estimado por el CONADESUCA

** El Consorcio adquirió al Ingenio Pánuco para la presente zafra, por lo que se presenta en cero la información de la zafra anterior.

REPORTE DE AVANCE DE PRODUCCIÓN DE CAÑA Y AZÚCAR

Ciclo azucarero 2011/12

Reporte No. 17

SEMANA NO. 24

Período del 4 al 10 Mar. de 2012

Días acumulados de zafra: 132



INFORMACIÓN DE CAMPO - REPORTE ACUMULADO A LA SEMANA 24 - PRESENTACIÓN POR CONSORCIO ^{2/}

| CONSORCIO | ZAFRA 2011/12 | | | ZAFRA 2010/11 1/ | | | VARIACIÓN 2011/12 vs 2010/11 | | |
|----------------------------|----------------|-------------------|----------------|------------------|-------------------|----------------|------------------------------|-------------------|----------------|
| | Sup. Cosechada | Caña Molida Bruta | Rend. de Campo | Sup. Cosechada | Caña Molida Bruta | Rend. de Campo | Sup. Cosechada | Caña Molida Bruta | Rend. de Campo |
| | (Has.) | (Tons.) | (Ton/Ha) | (Has.) | (Tons.) | (Ton/Ha) | (%) | (%) | Dif. |
| TOTAL | 400,295 | 27,586,591 | 68.92 | 405,086 | 29,309,033 | 72.35 | -1.18 | -5.88 | -3.44 |
| FEESA (9) | 74,292 | 5,613,644 | 75.56 | 71,902 | 5,527,068 | 76.87 | 3.32 | 1.57 | -1.31 |
| BETA SAN MIGUEL (6) | 57,259 | 3,706,503 | 64.73 | 55,448 | 3,950,566 | 71.25 | 3.27 | -6.18 | -6.52 |
| ZUCARMEX (5) | 29,842 | 2,641,801 | 88.53 | 30,598 | 2,911,780 | 95.16 | -2.47 | -9.27 | -6.64 |
| G. AZUCARERO MÉXICO (4) | 25,588 | 2,007,591 | 78.46 | 24,584 | 1,813,671 | 73.77 | 4.08 | 10.69 | 4.68 |
| PIASA (2) | 33,797 | 1,965,747 | 58.16 | 36,097 | 2,167,534 | 60.05 | -6.37 | -9.31 | -1.88 |
| SÁENZ (3) | 23,198 | 1,826,140 | 78.72 | 26,882 | 2,341,387 | 87.10 | -13.71 | -22.01 | -8.38 |
| SANTOS (6) | 35,573 | 1,823,633 | 51.26 | 35,161 | 2,118,172 | 60.24 | 1.17 | -13.91 | -8.98 |
| PORRES (3) | 19,872 | 1,581,557 | 79.59 | 20,929 | 1,510,077 | 72.15 | -5.05 | 4.73 | 7.44 |
| G. AZUCAR. DEL TRÓPICO (2) | 14,147 | 1,143,385 | 80.82 | 14,209 | 1,124,843 | 79.16 | -0.44 | 1.65 | 1.66 |
| LA MARGARITA (3) | 20,762 | 1,001,585 | 48.24 | 26,655 | 1,825,095 | 68.47 | -22.11 | -45.12 | -20.23 |
| MOTZORONGO (2) | 17,201 | 920,852 | 53.54 | 18,500 | 1,132,419 | 61.21 | -7.03 | -18.68 | -7.67 |
| GARCÍA GONZÁLEZ (3) | 8,766 | 590,224 | 67.33 | 10,648 | 676,271 | 63.51 | -17.67 | -12.72 | 3.82 |
| LOS MOCHIS | 7,007 | 553,467 | 78.99 | 5,535 | 321,303 | 58.05 | 26.59 | 72.26 | 20.94 |
| PUGA | 6,977 | 530,500 | 76.04 | 9,335 | 693,850 | 74.33 | -25.26 | -23.54 | 1.71 |
| PANTALEÓN ** | 5,265 | 488,530 | 92.80 | 0 | 0 | 0.00 | - | - | - |
| FANJUL | 7,234 | 449,134 | 62.08 | 6,293 | 405,273 | 64.40 | 14.96 | 10.82 | -2.32 |
| MENCHACA * | 7,002 | 379,941 | 54.26 | 5,530 | 390,822 | 70.67 | 26.63 | -2.78 | -16.41 |
| PERNO | 5,223 | 286,243 | 54.80 | 5,473 | 344,753 | 62.99 | -4.57 | -16.97 | -8.19 |
| JIMÉNEZ SAINZ | 1,291 | 76,114 | 58.98 | 1,305 | 54,149 | 41.49 | -1.12 | 40.56 | 17.49 |

NOTAS: 1/ Se presenta información al 12 de marzo de 2011.

2/ El valor entre paréntesis corresponde al número de ingenios que agrupa el Consorcio, cuando este dato es mayor a 1.

*Dato de superficie estimado por el CONADESUCA

** El Consorcio adquirió al Ingenio Pánuco para la presente zafra, por lo que se presenta en cero la información de la zafra anterior.

REPORTE DE AVANCE DE PRODUCCIÓN DE CAÑA Y AZÚCAR

Ciclo azucarero 2011/12

Reporte No. 17

SEMANA NO. 24

Período del 4 al 10 Mar. de 2012

Días acumulados de zafra: 132



INFORMACIÓN DE FÁBRICA - REPORTE DE LA SEMANA 24 - PRESENTACIÓN POR INGENIO

| INGENIO | ZAFRA 2011/12 | | | ZAFRA 2010/11 1/ | | | VARIACIÓN 2011/12 vs 2010/11 | | |
|----------------------------|-------------------|----------------|------------------|-------------------|----------------|------------------|------------------------------|---------------|------------------|
| | Caña Molida Bruta | Azúcar Física | Rend. de Fábrica | Caña Molida Bruta | Azúcar Física | Rend. de Fábrica | Caña Molida Bruta | Azúcar Física | Rend. de Fábrica |
| | (Tons.) | (Tons.) | (%) | (Tons.) | (Tons.) | (%) | (%) | (%) | Dif. |
| TOTAL | 2,295,783 | 262,996 | 11.46 | 2,126,044 | 259,114 | 12.19 | 7.98 | 1.50 | -0.73 |
| SAN CRISTÓBAL | 101,045 | 10,585 | 10.48 | 112,180 | 12,436 | 11.09 | -9.93 | -14.88 | -0.61 |
| TALA (JOSE MA. MTZ.) | 90,036 | 10,209 | 11.34 | 89,108 | 10,668 | 11.97 | 1.04 | -4.30 | -0.63 |
| LA GLORIA | 86,709 | 10,572 | 12.19 | 71,698 | 9,137 | 12.74 | 20.94 | 15.71 | -0.55 |
| TRES VALLES | 77,471 | 8,482 | 10.95 | 65,048 | 8,087 | 12.43 | 19.10 | 4.89 | -1.48 |
| EL POTRERO | 74,107 | 9,022 | 12.17 | 76,945 | 9,830 | 12.78 | -3.69 | -8.22 | -0.60 |
| ATENCINGO | 64,030 | 8,945 | 13.97 | 63,770 | 8,667 | 13.59 | 0.41 | 3.21 | 0.38 |
| PUJLITIC (LA FE) | 61,701 | 8,119 | 13.16 | 62,964 | 8,247 | 13.10 | -2.01 | -1.54 | 0.06 |
| PDTE. BENITO JUÁREZ | 61,087 | 6,403 | 10.48 | 41,160 | 4,644 | 11.28 | 48.41 | 37.88 | -0.80 |
| CTRAL. MOTZORONGO | 60,950 | 7,054 | 11.57 | 58,550 | 7,211 | 12.32 | 4.10 | -2.18 | -0.74 |
| SN. RAFAEL DE PUCTÉ | 59,775 | 5,940 | 9.94 | 40,049 | 4,438 | 11.08 | 49.25 | 33.84 | -1.14 |
| PUGA | 58,700 | 6,983 | 11.90 | 54,350 | 6,754 | 12.43 | 8.00 | 3.38 | -0.53 |
| SAN PEDRO | 57,387 | 6,162 | 10.74 | 46,535 | 5,346 | 11.49 | 23.32 | 15.27 | -0.75 |
| TAMAZULA | 53,869 | 6,448 | 11.97 | 40,907 | 4,741 | 11.59 | 31.69 | 36.00 | 0.38 |
| A. LÓPEZ MATEOS | 53,648 | 5,525 | 10.30 | 57,922 | 7,689 | 13.28 | -7.38 | -28.15 | -2.98 |
| SAN MIGUEL DEL NARANJO | 51,425 | 5,674 | 11.03 | 50,893 | 7,047 | 13.85 | 1.05 | -19.48 | -2.81 |
| HUIXTLA | 50,845 | 5,363 | 10.55 | 46,885 | 4,716 | 10.06 | 8.45 | 13.70 | 0.49 |
| EL MODELO | 50,518 | 5,854 | 11.59 | 44,053 | 5,190 | 11.78 | 14.67 | 12.80 | -0.19 |
| PÁNUCO (ZAPOAPITA) | 50,475 | 6,328 | 12.54 | 44,515 | 5,889 | 13.23 | 13.39 | 7.45 | -0.69 |
| EMILIANO ZAPATA | 48,881 | 6,859 | 14.03 | 41,983 | 5,526 | 13.16 | 16.43 | 24.12 | 0.87 |
| SAN FCO. AMECA | 47,960 | 5,907 | 12.32 | 45,100 | 5,312 | 11.78 | 6.34 | 11.20 | 0.54 |
| LOS MOCHIS | 47,377 | 4,689 | 9.90 | 57,650 | 5,642 | 9.79 | -17.82 | -16.89 | 0.11 |
| A. SÁENZ GARZA | 46,429 | 5,968 | 12.85 | 41,982 | 4,981 | 11.86 | 10.59 | 19.83 | 0.99 |
| ALIANZA POPULAR | 46,200 | 5,019 | 10.86 | 45,790 | 6,332 | 13.83 | 0.90 | -20.74 | -2.97 |
| EL HIGO | 41,143 | 4,591 | 11.16 | 50,064 | 6,718 | 13.42 | -17.82 | -31.66 | -2.26 |
| PLAN DE SAN LUIS | 40,955 | 5,213 | 12.73 | 47,425 | 6,415 | 13.53 | -13.64 | -18.74 | -0.80 |
| A. REGIONAL (LA PRIMAVERA) | 40,255 | 3,646 | 9.06 | 13,498 | 1,885 | 13.96 | 198.24 | 93.46 | -4.91 |
| QUESERÍA | 40,144 | 4,651 | 11.58 | 42,031 | 5,292 | 12.59 | -4.49 | -12.12 | -1.01 |
| EL MANTE | 38,860 | 4,207 | 10.83 | 38,337 | 4,304 | 11.23 | 1.36 | -2.24 | -0.40 |
| MELCHOR OCAMPO | 38,575 | 4,537 | 11.76 | 36,300 | 4,408 | 12.14 | 6.27 | 2.91 | -0.38 |
| SAN NICOLÁS | 37,698 | 4,129 | 10.95 | 33,273 | 4,098 | 12.32 | 13.30 | 0.74 | -1.36 |
| LA PROVIDENCIA | 36,847 | 4,605 | 12.50 | 32,215 | 3,827 | 11.88 | 14.38 | 20.35 | 0.62 |
| CONSTANCIA | 35,656 | 3,864 | 10.84 | 34,383 | 4,091 | 11.90 | 3.70 | -5.55 | -1.06 |
| P. MACHADO (LA MARGARITA) | 35,502 | 4,096 | 11.54 | 36,430 | 4,762 | 13.07 | -2.55 | -13.99 | -1.53 |
| PLAN DE AYALA | 35,500 | 3,647 | 10.27 | 43,900 | 5,518 | 12.57 | -19.13 | -33.91 | -2.30 |
| EL MOLINO | 32,982 | 4,368 | 13.24 | 32,409 | 4,400 | 13.58 | 1.77 | -0.73 | -0.33 |
| CTRAL. PROGRESO | 32,610 | 4,236 | 12.99 | 32,260 | 4,024 | 12.47 | 1.08 | 5.28 | 0.52 |

NOTAS: 1/ Se presenta información al 12 de marzo de 2011.

Continúa...

REPORTE DE AVANCE DE PRODUCCIÓN DE CAÑA Y AZÚCAR

Ciclo azucarero 2011/12

Reporte No. 17

SEMANA NO. 24

Período del 4 al 10 Mar. de 2012

Días acumulados de zafra: 132



INFORMACIÓN DE FÁBRICA - REPORTE DE LA SEMANA 24 - PRESENTACIÓN POR INGENIO

| INGENIO | ZAFRA 2011/12 | | | ZAFRA 2010/11 1/ | | | VARIACIÓN 2011/12 vs 2010/11 | | |
|-----------------------|-------------------|----------------|------------------|-------------------|----------------|------------------|------------------------------|---------------|------------------|
| | Caña Molida Bruta | Azúcar Física | Rend. de Fábrica | Caña Molida Bruta | Azúcar Física | Rend. de Fábrica | Caña Molida Bruta | Azúcar Física | Rend. de Fábrica |
| | (Tons.) | (Tons.) | (%) | (Tons.) | (Tons.) | (%) | (%) | (%) | Dif. |
| TOTAL | 2,295,783 | 262,996 | 11.46 | 2,126,044 | 259,114 | 12.19 | 7.98 | 1.50 | -0.73 |
| SANTA CLARA | 31,665 | 3,843 | 12.14 | 29,210 | 3,299 | 11.29 | 8.40 | 16.48 | 0.84 |
| CUATOTOLAPAM | 31,375 | 3,042 | 9.69 | 33,400 | 3,814 | 11.42 | -6.06 | -20.24 | -1.72 |
| EL CARMEN | 30,000 | 2,722 | 9.07 | 24,535 | 2,661 | 10.85 | 22.27 | 2.28 | -1.77 |
| LA JOYA | 29,895 | 3,600 | 12.04 | 9,415 | 1,011 | 10.74 | 217.54 | 255.99 | 1.30 |
| SANTA ROSALÍA | 28,868 | 2,809 | 9.73 | 23,756 | 2,323 | 9.78 | 21.52 | 20.90 | -0.05 |
| JOSÉ MA. MORELOS | 25,922 | 2,872 | 11.08 | 25,724 | 3,200 | 12.44 | 0.77 | -10.25 | -1.36 |
| SAN JOSÉ DE ABAJO | 24,746 | 2,800 | 11.32 | 24,285 | 2,871 | 11.82 | 1.90 | -2.47 | -0.51 |
| BELLAVISTA | 24,490 | 3,078 | 12.57 | 19,015 | 2,379 | 12.51 | 28.79 | 29.36 | 0.06 |
| SAN MIGUELITO | 24,382 | 2,559 | 10.50 | 21,481 | 2,558 | 11.91 | 13.50 | 0.05 | -1.41 |
| NVO. SAN FRANCISCO | 23,800 | 2,259 | 9.49 | 20,605 | 2,019 | 9.80 | 15.51 | 11.89 | -0.31 |
| ELDORADO | 23,090 | 2,372 | 10.27 | 25,420 | 2,734 | 10.75 | -9.17 | -13.22 | -0.48 |
| EL REFUGIO | 22,884 | 2,564 | 11.21 | 20,445 | 2,636 | 12.89 | 11.93 | -2.73 | -1.69 |
| CASASANO (LA ABEJA) | 22,466 | 3,242 | 14.43 | 18,343 | 2,559 | 13.95 | 22.48 | 26.73 | 0.48 |
| MAHUIXTLÁN | 18,378 | 2,129 | 11.58 | 17,501 | 2,110 | 12.06 | 5.02 | 0.90 | -0.47 |
| PEDERNALES | 17,945 | 2,159 | 12.03 | 16,690 | 2,129 | 12.76 | 7.52 | 1.42 | -0.72 |
| LÁZARO CÁRDENAS | 15,525 | 1,607 | 10.35 | 14,898 | 1,940 | 13.02 | 4.21 | -17.17 | -2.67 |
| AZSUREMEX - TENOSIQUE | 13,000 | 1,349 | 10.38 | 8,760 | 601 | 6.86 | 48.40 | 124.53 | 3.52 |
| CALIPAM | 0 | 93 | 0.00 | 0 | 0 | 0.00 | - | - | - |

NOTAS: 1/ Se presenta información al 12 de marzo de 2011.

REPORTE DE AVANCE DE PRODUCCIÓN DE CAÑA Y AZÚCAR

Ciclo azucarero 2011/12

Reporte No. 17

SEMANA NO. 24

Período del 4 al 10 Mar. de 2012

Días acumulados de zafra: 132



INFORMACIÓN DE FÁBRICA - REPORTE ACUMULADO A LA SEMANA 24 - PRESENTACIÓN POR INGENIO

| INGENIO | ZAFRA 2011/12 | | | ZAFRA 2010/11 1/ | | | VARIACIÓN 2011/12 vs 2010/11 | | |
|---------------------------|-------------------|------------------|------------------|-------------------|------------------|------------------|------------------------------|---------------|------------------|
| | Caña Molida Bruta | Azúcar Física | Rend. de Fábrica | Caña Molida Bruta | Azúcar Física | Rend. de Fábrica | Caña Molida Bruta | Azúcar Física | Rend. de Fábrica |
| | (Tons.) | (Tons.) | (%) | (Tons.) | (Tons.) | (%) | (%) | (%) | Dif. |
| TOTAL | 27,586,591 | 2,925,029 | 10.60 | 29,309,033 | 3,368,612 | 11.49 | -5.88 | -13.17 | -0.89 |
| SAN CRISTÓBAL | 1,169,652 | 107,516 | 9.19 | 869,056 | 85,018 | 9.78 | 34.59 | 26.46 | -0.59 |
| TALA (JOSE MA. MTZ.) | 1,125,077 | 113,301 | 10.07 | 1,137,667 | 118,252 | 10.39 | -1.11 | -4.19 | -0.32 |
| TRES VALLES | 1,104,380 | 111,624 | 10.11 | 1,196,803 | 146,595 | 12.25 | -7.72 | -23.86 | -2.14 |
| ATENCINGO | 1,018,119 | 131,292 | 12.90 | 989,480 | 126,073 | 12.74 | 2.89 | 4.14 | 0.15 |
| PUJILTIC (LA FE) | 992,694 | 129,911 | 13.09 | 988,626 | 131,375 | 13.29 | 0.41 | -1.11 | -0.20 |
| SN. RAFAEL DE PUCTÉ | 979,855 | 86,020 | 8.78 | 956,945 | 93,525 | 9.77 | 2.39 | -8.02 | -0.99 |
| LA GLORIA | 913,018 | 103,540 | 11.34 | 978,520 | 116,440 | 11.90 | -6.69 | -11.08 | -0.56 |
| HUIXTLA | 864,554 | 86,925 | 10.05 | 789,649 | 77,781 | 9.85 | 9.49 | 11.75 | 0.20 |
| A. LÓPEZ MATEOS | 861,367 | 85,374 | 9.91 | 970,731 | 116,209 | 11.97 | -11.27 | -26.53 | -2.06 |
| EL POTRERO | 828,620 | 93,840 | 11.32 | 810,837 | 100,981 | 12.45 | 2.19 | -7.07 | -1.13 |
| QUESERÍA | 749,889 | 75,655 | 10.09 | 687,253 | 76,176 | 11.08 | 9.11 | -0.68 | -1.00 |
| A. SÁENZ GARZA | 725,715 | 74,083 | 10.21 | 794,343 | 90,622 | 11.41 | -8.64 | -18.25 | -1.20 |
| CTRAL. MOTZORONGO | 704,950 | 74,110 | 10.51 | 854,300 | 98,924 | 11.58 | -17.48 | -25.08 | -1.07 |
| EL HIGO | 699,793 | 80,134 | 11.45 | 729,546 | 90,978 | 12.47 | -4.08 | -11.92 | -1.02 |
| SAN FCO. AMECA | 690,400 | 73,718 | 10.68 | 697,855 | 75,332 | 10.79 | -1.07 | -2.14 | -0.12 |
| EMILIANO ZAPATA | 673,724 | 91,142 | 13.53 | 736,069 | 95,364 | 12.96 | -8.47 | -4.43 | 0.57 |
| SAN MIGUEL DEL NARANJO | 624,018 | 72,398 | 11.60 | 982,611 | 123,245 | 12.54 | -36.49 | -41.26 | -0.94 |
| TAMAZULA | 604,505 | 69,239 | 11.45 | 851,690 | 98,339 | 11.55 | -29.02 | -29.59 | -0.09 |
| EL MODELO | 566,696 | 62,215 | 10.98 | 424,784 | 47,313 | 11.14 | 33.41 | 31.50 | -0.16 |
| LOS MOCHIS | 553,467 | 46,065 | 8.32 | 321,303 | 29,214 | 9.09 | 72.26 | 57.68 | -0.77 |
| PUGA | 530,500 | 57,106 | 10.76 | 693,850 | 75,140 | 10.83 | -23.54 | -24.00 | -0.06 |
| EL MANTE | 495,919 | 48,820 | 9.84 | 695,354 | 75,751 | 10.89 | -28.68 | -35.55 | -1.05 |
| PÁNUCO (ZAPOAPITA) | 488,530 | 56,425 | 11.55 | 677,007 | 83,765 | 12.37 | -27.84 | -32.64 | -0.82 |
| P. MACHADO (LA MARGARITA) | 480,820 | 50,950 | 10.60 | 419,557 | 53,657 | 12.79 | 14.60 | -5.05 | -2.19 |
| LA PROVIDENCIA | 467,511 | 51,330 | 10.98 | 449,693 | 52,849 | 11.75 | 3.96 | -2.87 | -0.77 |
| ALIANZA POPULAR | 465,414 | 52,186 | 11.21 | 680,218 | 86,078 | 12.65 | -31.58 | -39.37 | -1.44 |
| CONSTANCIA | 464,967 | 44,676 | 9.61 | 579,147 | 64,487 | 11.13 | -19.72 | -30.72 | -1.53 |
| PLAN DE AYALA | 450,700 | 47,643 | 10.57 | 701,750 | 82,394 | 11.74 | -35.77 | -42.18 | -1.17 |
| SAN NICOLÁS | 449,134 | 43,848 | 9.76 | 405,273 | 45,625 | 11.26 | 10.82 | -3.89 | -1.49 |
| SAN PEDRO | 418,650 | 39,786 | 9.50 | 342,341 | 35,950 | 10.50 | 22.29 | 10.67 | -1.00 |
| ELDORADO | 404,520 | 36,842 | 9.11 | 242,430 | 24,509 | 10.11 | 66.86 | 50.32 | -1.00 |
| MELCHOR OCAMPO | 398,960 | 44,679 | 11.20 | 602,660 | 69,847 | 11.59 | -33.80 | -36.03 | -0.39 |
| EL MOLINO | 379,941 | 45,544 | 11.99 | 390,822 | 47,708 | 12.21 | -2.78 | -4.54 | -0.22 |
| BELLAVISTA | 353,983 | 37,362 | 10.55 | 316,083 | 34,690 | 10.97 | 11.99 | 7.70 | -0.42 |
| CUATOTOLAPAM | 334,850 | 30,376 | 9.07 | 241,180 | 25,255 | 10.47 | 38.84 | 20.28 | -1.40 |
| CASASANO (LA ABEJA) | 333,577 | 44,916 | 13.47 | 325,941 | 42,120 | 12.92 | 2.34 | 6.64 | 0.54 |

NOTAS: 1/ Se presenta información al 12 de marzo de 2011.

Continúa...

REPORTE DE AVANCE DE PRODUCCIÓN DE CAÑA Y AZÚCAR

Ciclo azucarero 2011/12

Reporte No. 17

SEMANA NO. 24

Período del 4 al 10 Mar. de 2012

Días acumulados de zafra: 132



INFORMACIÓN DE FÁBRICA - REPORTE ACUMULADO A LA SEMANA 24 - PRESENTACIÓN POR INGENIO

| INGENIO | ZAFRA 2011/12 | | | ZAFRA 2010/11 1/ | | | VARIACIÓN 2011/12 vs 2010/11 | | |
|----------------------------|-------------------|------------------|------------------|-------------------|------------------|------------------|------------------------------|---------------|------------------|
| | Caña Molida Bruta | Azúcar Física | Rend. de Fábrica | Caña Molida Bruta | Azúcar Física | Rend. de Fábrica | Caña Molida Bruta | Azúcar Física | Rend. de Fábrica |
| | (Tons.) | (Tons.) | (%) | (Tons.) | (Tons.) | (%) | (%) | (%) | Dif. |
| TOTAL | 27,586,591 | 2,925,029 | 10.60 | 29,309,033 | 3,368,612 | 11.49 | -5.88 | -13.17 | -0.89 |
| A. REGIONAL (LA PRIMAVERA) | 329,257 | 27,828 | 8.45 | 356,005 | 34,338 | 9.65 | -7.51 | -18.96 | -1.19 |
| PLAN DE SAN LUIS | 302,425 | 34,547 | 11.42 | 652,175 | 83,130 | 12.75 | -53.63 | -58.44 | -1.32 |
| PDTE. BENITO JUÁREZ | 301,349 | 28,464 | 9.45 | 253,412 | 23,645 | 9.33 | 18.92 | 20.38 | 0.11 |
| SANTA CLARA | 298,353 | 32,600 | 10.93 | 378,087 | 40,647 | 10.75 | -21.09 | -19.80 | 0.18 |
| SAN JOSÉ DE ABAJO | 286,243 | 29,314 | 10.24 | 344,753 | 38,793 | 11.25 | -16.97 | -24.43 | -1.01 |
| CTRAL. PROGRESO | 280,020 | 33,731 | 12.05 | 426,370 | 53,055 | 12.44 | -34.32 | -36.42 | -0.40 |
| EL CARMEN | 272,000 | 23,558 | 8.66 | 360,415 | 35,745 | 9.92 | -24.53 | -34.10 | -1.26 |
| SAN MIGUELITO | 253,320 | 25,101 | 9.91 | 269,033 | 29,869 | 11.10 | -5.84 | -15.96 | -1.19 |
| JOSÉ MA. MORELOS | 240,745 | 24,750 | 10.28 | 302,161 | 34,621 | 11.46 | -20.33 | -28.51 | -1.18 |
| LA JOYA | 230,367 | 23,534 | 10.22 | 146,323 | 16,209 | 11.08 | 57.44 | 45.20 | -0.86 |
| MAHUIXTLÁN | 221,097 | 23,964 | 10.84 | 234,943 | 27,345 | 11.64 | -5.89 | -12.36 | -0.80 |
| PEDERNALES | 218,686 | 23,796 | 10.88 | 178,941 | 20,766 | 11.60 | 22.21 | 14.59 | -0.72 |
| EL REFUGIO | 215,902 | 22,022 | 10.20 | 278,119 | 32,758 | 11.78 | -22.37 | -32.77 | -1.58 |
| SANTA ROSALÍA | 197,374 | 16,974 | 8.60 | 46,755 | 4,230 | 9.05 | 322.15 | 301.26 | -0.45 |
| LÁZARO CÁRDENAS | 176,645 | 20,571 | 11.65 | 180,162 | 21,839 | 12.12 | -1.95 | -5.81 | -0.48 |
| CALIPAM | 169,631 | 14,732 | 8.68 | 131,476 | 12,523 | 9.52 | 29.02 | 17.64 | -0.84 |
| NVO. SAN FRANCISCO | 148,593 | 12,009 | 8.08 | 184,380 | 17,420 | 9.45 | -19.41 | -31.06 | -1.37 |
| AZSUREMEX - TENOSIQUE | 76,114 | 6,944 | 9.12 | 54,149 | 4,098 | 7.57 | 40.56 | 69.45 | 1.56 |

NOTAS: 1/ Se presenta información al 12 de marzo de 2011.

REPORTE DE AVANCE DE PRODUCCIÓN DE CAÑA Y AZÚCAR

Ciclo azucarero 2011/12

Reporte No. 17

SEMANA NO. 24

Período del 4 al 10 Mar. de 2012

Días acumulados de zafra: 132



INFORMACIÓN DE FÁBRICA - REPORTE DE LA SEMANA 24 - PRESENTACIÓN POR ESTADO

| ESTADO | ZAFRA 2011/12 | | | ZAFRA 2010/11 1/ | | | VARIACIÓN 2011/12 vs 2010/11 | | |
|-----------------|-------------------|----------------|------------------|-------------------|----------------|------------------|------------------------------|---------------|------------------|
| | Caña Molida Bruta | Azúcar Física | Rend. de Fábrica | Caña Molida Bruta | Azúcar Física | Rend. de Fábrica | Caña Molida Bruta | Azúcar Física | Rend. de Fábrica |
| | (Tons.) | (Tons.) | (%) | (Tons.) | (Tons.) | (%) | (%) | (%) | Dif. |
| TOTAL | 2,295,783 | 262,996 | 11.46 | 2,126,044 | 259,114 | 12.19 | 7.98 | 1.50 | -0.73 |
| VERACRUZ | 895,298 | 100,993 | 11.28 | 843,525 | 101,914 | 12.08 | 6.14 | -0.90 | -0.80 |
| JALISCO | 280,852 | 33,051 | 11.77 | 256,154 | 30,709 | 11.99 | 9.64 | 7.63 | -0.22 |
| SAN LUIS POTOSÍ | 174,080 | 19,552 | 11.23 | 188,008 | 25,312 | 13.46 | -7.41 | -22.76 | -2.23 |
| CHIAPAS | 112,546 | 13,482 | 11.98 | 109,849 | 12,963 | 11.80 | 2.46 | 4.00 | 0.18 |
| OAXACA | 112,034 | 12,185 | 10.88 | 114,797 | 15,088 | 13.14 | -2.41 | -19.24 | -2.27 |
| SINALOA | 110,722 | 10,708 | 9.67 | 96,568 | 10,261 | 10.63 | 14.66 | 4.36 | -0.95 |
| TABASCO | 102,955 | 10,562 | 10.26 | 73,676 | 7,568 | 10.27 | 39.74 | 39.55 | -0.01 |
| NAYARIT | 91,682 | 11,350 | 12.38 | 86,759 | 11,154 | 12.86 | 5.67 | 1.76 | -0.48 |
| TAMAULIPAS | 85,289 | 10,175 | 11.93 | 80,319 | 9,284 | 11.56 | 6.19 | 9.60 | 0.37 |
| MORELOS | 71,346 | 10,101 | 14.16 | 60,326 | 8,085 | 13.40 | 18.27 | 24.94 | 0.76 |
| MICHOACÁN | 65,135 | 7,609 | 11.68 | 60,798 | 7,368 | 12.12 | 7.13 | 3.27 | -0.44 |
| PUEBLA | 64,030 | 9,038 | 14.12 | 63,770 | 8,667 | 13.59 | 0.41 | 4.28 | 0.52 |
| QUINTANA ROO | 59,775 | 5,940 | 9.94 | 40,049 | 4,438 | 11.08 | 49.25 | 33.84 | -1.14 |
| COLIMA | 40,144 | 4,651 | 11.58 | 42,031 | 5,292 | 12.59 | -4.49 | -12.12 | -1.01 |
| CAMPECHE | 29,895 | 3,600 | 12.04 | 9,415 | 1,011 | 10.74 | 217.54 | 255.99 | 1.30 |

NOTAS: 1/ Se presenta información al 12 de marzo de 2011.

INFORMACIÓN DE FÁBRICA - REPORTE ACUMULADO A LA SEMANA 24 - PRESENTACIÓN POR ESTADO

| ESTADO | ZAFRA 2011/12 | | | ZAFRA 2010/11 1/ | | | VARIACIÓN 2011/12 vs 2010/11 | | |
|-----------------|-------------------|------------------|------------------|-------------------|------------------|------------------|------------------------------|---------------|------------------|
| | Caña Molida Bruta | Azúcar Física | Rend. de Fábrica | Caña Molida Bruta | Azúcar Física | Rend. de Fábrica | Caña Molida Bruta | Azúcar Física | Rend. de Fábrica |
| | (Tons.) | (Tons.) | (%) | (Tons.) | (Tons.) | (%) | (%) | (%) | Dif. |
| TOTAL | 27,586,591 | 2,925,029 | 10.60 | 29,309,033 | 3,368,612 | 11.49 | -5.88 | -13.17 | -0.89 |
| VERACRUZ | 10,072,024 | 1,047,098 | 10.40 | 10,378,381 | 1,196,408 | 11.53 | -2.95 | -12.48 | -1.13 |
| JALISCO | 3,413,670 | 363,049 | 10.64 | 3,908,116 | 431,082 | 11.03 | -12.65 | -15.78 | -0.40 |
| CHIAPAS | 1,857,248 | 216,835 | 11.68 | 1,778,275 | 209,156 | 11.76 | 4.44 | 3.67 | -0.09 |
| SAN LUIS POTOSÍ | 1,842,557 | 206,774 | 11.22 | 3,016,754 | 374,847 | 12.43 | -38.92 | -44.84 | -1.20 |
| OAXACA | 1,558,089 | 158,345 | 10.16 | 1,668,407 | 202,624 | 12.14 | -6.61 | -21.85 | -1.98 |
| SINALOA | 1,287,244 | 110,735 | 8.60 | 919,738 | 88,061 | 9.57 | 39.96 | 25.75 | -0.97 |
| TAMAULIPAS | 1,221,635 | 122,903 | 10.06 | 1,489,697 | 166,373 | 11.17 | -17.99 | -26.13 | -1.11 |
| PUEBLA | 1,187,750 | 146,025 | 12.29 | 1,120,956 | 138,596 | 12.36 | 5.96 | 5.36 | -0.07 |
| MORELOS | 1,007,301 | 136,058 | 13.51 | 1,062,010 | 137,483 | 12.95 | -5.15 | -1.04 | 0.56 |
| QUINTANA ROO | 979,855 | 86,020 | 8.78 | 956,945 | 93,525 | 9.77 | 2.39 | -8.02 | -0.99 |
| NAYARIT | 910,441 | 102,650 | 11.27 | 1,084,672 | 122,848 | 11.33 | -16.06 | -16.44 | -0.05 |
| COLIMA | 749,889 | 75,655 | 10.09 | 687,253 | 76,176 | 11.08 | 9.11 | -0.68 | -1.00 |
| MICHOACÁN | 693,684 | 76,967 | 11.10 | 737,190 | 83,251 | 11.29 | -5.90 | -7.55 | -0.20 |
| TABASCO | 574,837 | 52,381 | 9.11 | 354,316 | 31,973 | 9.02 | 62.24 | 63.83 | 0.09 |
| CAMPECHE | 230,367 | 23,534 | 10.22 | 146,323 | 16,209 | 11.08 | 57.44 | 45.20 | -0.86 |

NOTAS: 1/ Se presenta información al 12 de marzo de 2011.

REPORTE DE AVANCE DE PRODUCCIÓN DE CAÑA Y AZÚCAR

Ciclo azucarero 2011/12

Reporte No. 17

SEMANA NO. 24

Período del 4 al 10 Mar. de 2012

Días acumulados de zafra: 132



INFORMACIÓN DE FÁBRICA - REPORTE DE LA SEMANA 24 - PRESENTACIÓN POR CONSORCIO ^{2/}

| CONSORCIO | ZAFRA 2011/12 | | | ZAFRA 2010/11 1/ | | | VARIACIÓN 2011/12 vs 2010/11 | | |
|----------------------------|-------------------|----------------|------------------|-------------------|----------------|------------------|------------------------------|---------------|------------------|
| | Caña Molida Bruta | Azúcar Física | Rend. de Fábrica | Caña Molida Bruta | Azúcar Física | Rend. de Fábrica | Caña Molida Bruta | Azúcar Física | Rend. de Fábrica |
| | (Tons.) | (Tons.) | (%) | (Tons.) | (Tons.) | (%) | (%) | (%) | Dif. |
| TOTAL | 2,295,783 | 262,996 | 11.46 | 2,126,044 | 259,114 | 12.19 | 7.98 | 1.50 | -0.73 |
| FEESA (9) | 463,231 | 56,884 | 12.28 | 458,395 | 57,006 | 12.44 | 1.06 | -0.21 | -0.16 |
| BETA SAN MIGUEL (6) | 263,828 | 28,845 | 10.93 | 236,212 | 28,503 | 12.07 | 11.69 | 1.20 | -1.13 |
| ZUCARMEX (5) | 200,052 | 23,022 | 11.51 | 180,326 | 23,367 | 12.96 | 10.94 | -1.48 | -1.45 |
| G. AZUCARERO MÉXICO (4) | 189,738 | 20,591 | 10.85 | 170,586 | 19,985 | 11.72 | 11.23 | 3.03 | -0.86 |
| SANTOS (6) | 155,510 | 16,944 | 10.90 | 158,795 | 20,172 | 12.70 | -2.07 | -16.00 | -1.81 |
| PORRES (3) | 139,897 | 15,367 | 10.98 | 122,630 | 13,361 | 10.90 | 14.08 | 15.01 | 0.09 |
| SÁENZ (3) | 139,158 | 16,623 | 11.95 | 121,226 | 14,026 | 11.57 | 14.79 | 18.52 | 0.38 |
| PIASA (2) | 131,119 | 14,007 | 10.68 | 122,970 | 15,776 | 12.83 | 6.63 | -11.21 | -2.15 |
| G. AZUCAR. DEL TRÓPICO (2) | 116,604 | 14,172 | 12.15 | 81,113 | 10,148 | 12.51 | 43.76 | 39.65 | -0.36 |
| LA MARGARITA (3) | 94,034 | 11,205 | 11.92 | 138,929 | 17,875 | 12.87 | -32.32 | -37.32 | -0.95 |
| MOTZORONGO (2) | 83,834 | 9,618 | 11.47 | 78,995 | 9,847 | 12.47 | 6.13 | -2.33 | -0.99 |
| PUGA | 58,700 | 6,983 | 11.90 | 54,350 | 6,754 | 12.43 | 8.00 | 3.38 | -0.53 |
| GARCÍA GONZÁLEZ (3) | 53,800 | 5,073 | 9.43 | 45,140 | 4,680 | 10.37 | 19.18 | 8.40 | -0.94 |
| PANTALEÓN ** | 50,475 | 6,328 | 12.54 | 0 | 0 | 0.00 | - | - | - |
| LOS MOCHIS | 47,377 | 4,689 | 9.90 | 57,650 | 5,642 | 9.79 | -17.82 | -16.89 | 0.11 |
| FANJUL | 37,698 | 4,129 | 10.95 | 33,273 | 4,098 | 12.32 | 13.30 | 0.74 | -1.36 |
| MENCHACA | 32,982 | 4,368 | 13.24 | 32,409 | 4,400 | 13.58 | 1.77 | -0.73 | -0.33 |
| PERNO | 24,746 | 2,800 | 11.32 | 24,285 | 2,871 | 11.82 | 1.90 | -2.47 | -0.51 |
| JIMÉNEZ SAINZ | 13,000 | 1,349 | 10.38 | 8,760 | 601 | 6.86 | 48.40 | 124.53 | 3.52 |

NOTAS: 1/ Se presenta información al 12 de marzo de 2011.

2/ El valor entre paréntesis corresponde al número de ingenios que agrupa el Consorcio, cuando este dato es mayor a 1.

** El Consorcio adquirió al Ingenio Pánuco para la presente zafra, por lo que se presenta en cero la información de la zafra anterior.

REPORTE DE AVANCE DE PRODUCCIÓN DE CAÑA Y AZÚCAR

Ciclo azucarero 2011/12

Reporte No. 17

SEMANA NO. 24

Período del 4 al 10 Mar. de 2012

Días acumulados de zafra: 132



INFORMACIÓN DE FÁBRICA - REPORTE ACUMULADO A LA SEMANA 24 - PRESENTACIÓN POR CONSORCIO ^{2/}

| CONSORCIO | ZAFRA 2011/12 | | | ZAFRA 2010/11 1/ | | | VARIACIÓN 2011/12 vs 2010/11 | | |
|----------------------------|-------------------|------------------|------------------|-------------------|------------------|------------------|------------------------------|---------------|------------------|
| | Caña Molida Bruta | Azúcar Física | Rend. de Fábrica | Caña Molida Bruta | Azúcar Física | Rend. de Fábrica | Caña Molida Bruta | Azúcar Física | Rend. de Fábrica |
| | (Tons.) | (Tons.) | (%) | (Tons.) | (Tons.) | (%) | (%) | (%) | Dif. |
| TOTAL | 27,586,591 | 2,925,029 | 10.60 | 29,309,033 | 3,368,612 | 11.49 | -5.88 | -13.17 | -0.89 |
| FEESA (9) | 5,613,644 | 641,900 | 11.43 | 5,527,068 | 662,717 | 11.99 | 1.57 | -3.14 | -0.56 |
| BETA SAN MIGUEL (6) | 3,706,503 | 369,441 | 9.97 | 3,950,566 | 436,995 | 11.06 | -6.18 | -15.46 | -1.09 |
| ZUCARMEX (5) | 2,641,801 | 306,516 | 11.60 | 2,911,780 | 353,883 | 12.15 | -9.27 | -13.38 | -0.55 |
| G. AZUCARERO MÉXICO (4) | 2,007,591 | 199,177 | 9.92 | 1,813,671 | 188,245 | 10.38 | 10.69 | 5.81 | -0.46 |
| PIASA (2) | 1,965,747 | 196,998 | 10.02 | 2,167,534 | 262,804 | 12.12 | -9.31 | -25.04 | -2.10 |
| SÁENZ (3) | 1,826,140 | 192,142 | 10.52 | 2,341,387 | 264,712 | 11.31 | -22.01 | -27.41 | -0.78 |
| SANTOS (6) | 1,823,633 | 191,362 | 10.49 | 2,118,172 | 249,183 | 11.76 | -13.91 | -23.20 | -1.27 |
| PORRES (3) | 1,581,557 | 159,310 | 10.07 | 1,510,077 | 154,379 | 10.22 | 4.73 | 3.19 | -0.15 |
| G. AZUCAR. DEL TRÓPICO (2) | 1,143,385 | 127,074 | 11.11 | 1,124,843 | 132,648 | 11.79 | 1.65 | -4.20 | -0.68 |
| LA MARGARITA (3) | 1,001,585 | 109,431 | 10.93 | 1,825,095 | 225,099 | 12.33 | -45.12 | -51.39 | -1.41 |
| MOTZORONGO (2) | 920,852 | 96,132 | 10.44 | 1,132,419 | 131,682 | 11.63 | -18.68 | -27.00 | -1.19 |
| GARCÍA GONZÁLEZ (3) | 590,224 | 50,299 | 8.52 | 676,271 | 65,689 | 9.71 | -12.72 | -23.43 | -1.19 |
| LOS MOCHIS | 553,467 | 46,065 | 8.32 | 321,303 | 29,214 | 9.09 | 72.26 | 57.68 | -0.77 |
| PUGA | 530,500 | 57,106 | 10.76 | 693,850 | 75,140 | 10.83 | -23.54 | -24.00 | -0.06 |
| PANTALEÓN ** | 488,530 | 56,425 | 11.55 | 0 | 0 | 0.00 | - | - | - |
| FANJUL | 449,134 | 43,848 | 9.76 | 405,273 | 45,625 | 11.26 | 10.82 | -3.89 | -1.49 |
| MENCHACA | 379,941 | 45,544 | 11.99 | 390,822 | 47,708 | 12.21 | -2.78 | -4.54 | -0.22 |
| PERNO | 286,243 | 29,314 | 10.24 | 344,753 | 38,793 | 11.25 | -16.97 | -24.43 | -1.01 |
| JIMÉNEZ SAINZ | 76,114 | 6,944 | 9.12 | 54,149 | 4,098 | 7.57 | 40.56 | 69.45 | 1.56 |

NOTAS: 1/ Se presenta información al 12 de marzo de 2011.

2/ El valor entre paréntesis corresponde al número de ingenios que agrupa el Consorcio, cuando este dato es mayor a 1.

** El Consorcio adquirió al Ingenio Pánuco para la presente zafra, por lo que se presenta en cero la información de la zafra anterior.

REPORTE DE AVANCE DE PRODUCCIÓN DE CAÑA Y AZÚCAR

Ciclo azucarero 2011/12

Reporte No. 17

SEMANA NO. 24

Período del 4 al 10 Mar. de 2012

Días acumulados de zafra: 132



AZÚCAR POR CLASE - REPORTE DE LA SEMANA 24 - PRESENTACIÓN POR INGENIO

| INGENIO | ZAFRA 2011/12 | | | | | ZAFRA 2010/11 1/ | | | | | VARIACIÓN 2011/12 vs 2010/11 | | | | |
|------------------------|----------------|---------------|----------------|---------------|---------|------------------|---------------|----------------|--------------|---------|------------------------------|--------------|--------------|--------------|-------|
| | Azúcar Física | Refinada | Estánd. | Bco. Esp. | Masc. | Azúcar Física | Refinada | Estánd. | Bco. Esp. | Masc. | Azúcar Física | Refinada | Estánd. | Bco. Esp. | Masc. |
| | (Tons.) | (Tons.) | (Tons.) | (Tons.) | (Tons.) | (Tons.) | (Tons.) | (Tons.) | (Tons.) | (Tons.) | (%) | (%) | (%) | (%) | (%) |
| TOTAL | 262,996 | 84,189 | 160,973 | 17,834 | - | 259,114 | 87,155 | 162,101 | 9,858 | - | 1.50 | -3.40 | -0.70 | 80.92 | - |
| SAN CRISTÓBAL | 10,585 | 10,585 | - | - | - | 12,436 | 12,436 | - | - | - | -14.88 | -14.88 | - | - | - |
| LA GLORIA | 10,572 | - | 10,572 | - | - | 9,137 | - | 9,137 | - | - | 15.71 | - | 15.71 | - | - |
| TALA (JOSE MA. MTZ.) | 10,209 | - | 3,491 | 6,718 | - | 10,668 | - | 10,029 | 639 | - | -4.30 | - | -65.19 | 951.28 | - |
| EL POTRERO | 9,022 | 9,022 | - | - | - | 9,830 | 9,830 | - | - | - | -8.22 | -8.22 | - | - | - |
| ATENCINGO | 8,945 | - | 8,945 | - | - | 8,667 | - | 8,667 | - | - | 3.21 | - | 3.21 | - | - |
| TRES VALLES | 8,482 | 8,482 | - | - | - | 8,087 | 8,087 | - | - | - | 4.89 | 4.89 | - | - | - |
| PUJILTIC (LA FE) | 8,119 | - | 8,119 | - | - | 8,247 | - | 8,247 | - | - | -1.54 | - | -1.54 | - | - |
| CTRAL. MOTZORONGO | 7,054 | - | 7,054 | - | - | 7,211 | - | 7,211 | - | - | -2.18 | - | -2.18 | - | - |
| PUGA | 6,983 | 6,669 | 313 | - | - | 6,754 | 6,510 | 244 | - | - | 3.38 | 2.45 | 28.23 | - | - |
| EMILIANO ZAPATA | 6,859 | - | 6,859 | - | - | 5,526 | - | 5,526 | - | - | 24.12 | - | 24.12 | - | - |
| TAMAZULA | 6,448 | 6,448 | - | - | - | 4,741 | 4,741 | - | - | - | 36.00 | 36.00 | - | - | - |
| PDTE. BENITO JUÁREZ | 6,403 | 4,495 | 221 | 1,687 | - | 4,644 | 3,425 | 101 | 1,118 | - | 37.88 | 31.24 | 118.52 | 50.93 | - |
| PÁNUCO (ZAPOAPITA) | 6,328 | - | 6,328 | - | - | 5,889 | - | 5,889 | - | - | 7.45 | - | 7.45 | - | - |
| SAN PEDRO | 6,162 | - | 6,162 | - | - | 5,346 | - | 5,346 | - | - | 15.27 | - | 15.27 | - | - |
| A. SÁENZ GARZA | 5,968 | 5,968 | - | - | - | 4,981 | 4,981 | - | - | - | 19.83 | 19.83 | - | - | - |
| SN. RAFAEL DE PUCTÉ | 5,940 | - | 4,542 | 1,398 | - | 4,438 | - | 4,438 | - | - | 33.84 | - | 2.34 | - | - |
| SAN FCO. AMECA | 5,907 | - | 35 | 5,872 | - | 5,312 | - | 862 | 4,450 | - | 11.20 | - | -95.94 | 31.95 | - |
| EL MODELO | 5,854 | - | 5,854 | - | - | 5,190 | - | 5,190 | - | - | 12.80 | - | 12.80 | - | - |
| SAN MIGUEL DEL NARANJO | 5,674 | 1,148 | 4,527 | - | - | 7,047 | 768 | 5,993 | 286 | - | -19.48 | 49.40 | -24.47 | - | - |
| A. LÓPEZ MATEOS | 5,525 | 5,525 | - | - | - | 7,689 | 7,689 | - | - | - | -28.15 | -28.15 | - | - | - |
| HUIXTLA | 5,363 | - | 5,363 | - | - | 4,716 | - | 4,716 | - | - | 13.70 | - | 13.70 | - | - |
| PLAN DE SAN LUIS | 5,213 | 5,213 | - | - | - | 6,415 | 6,415 | - | - | - | -18.74 | -18.74 | - | - | - |
| ALIANZA POPULAR | 5,019 | - | 5,019 | - | - | 6,332 | - | 6,332 | - | - | -20.74 | - | -20.74 | - | - |
| LOS MOCHIS | 4,689 | 4,689 | - | - | - | 5,642 | 5,642 | - | - | - | -16.89 | -16.89 | - | - | - |
| QUESERÍA | 4,651 | - | 4,651 | - | - | 5,292 | - | 4,056 | 1,236 | - | -12.12 | - | 14.66 | - | - |
| LA PROVIDENCIA | 4,605 | - | 4,605 | - | - | 3,827 | - | 3,827 | - | - | 20.35 | - | 20.35 | - | - |
| EL HIGO | 4,591 | - | 4,591 | - | - | 6,718 | - | 6,718 | - | - | -31.66 | - | -31.66 | - | - |

NOTAS: 1/ Se presenta información al 12 de marzo de 2011

Continúa...

REPORTE DE AVANCE DE PRODUCCIÓN DE CAÑA Y AZÚCAR

Ciclo azucarero 2011/12

Reporte No. 17

SEMANA NO. 24

Período del 4 al 10 Mar. de 2012

Días acumulados de zafra: 132



AZÚCAR POR CLASE - REPORTE DE LA SEMANA 24 - PRESENTACIÓN POR INGENIO

| INGENIO | ZAFRA 2011/12 | | | | | ZAFRA 2010/11 1/ | | | | | VARIACIÓN 2011/12 vs 2010/11 | | | | |
|----------------------------|----------------|---------------|----------------|---------------|----------|------------------|---------------|----------------|--------------|----------|------------------------------|--------------|--------------|--------------|----------|
| | Azúcar Física | Refinada | Estánd. | Bco. Esp. | Masc. | Azúcar Física | Refinada | Estánd. | Bco. Esp. | Masc. | Azúcar Física | Refinada | Estánd. | Bco. Esp. | Masc. |
| | (Tons.) | (Tons.) | (Tons.) | (Tons.) | (Tons.) | (Tons.) | (Tons.) | (Tons.) | (Tons.) | (Tons.) | (%) | (%) | (%) | (%) | (%) |
| TOTAL | 262,996 | 84,189 | 160,973 | 17,834 | - | 259,114 | 87,155 | 162,101 | 9,858 | - | 1.50 | -3.40 | -0.70 | 80.92 | - |
| MELCHOR OCAMPO | 4,537 | - | 4,537 | - | - | 4,408 | - | 4,408 | - | - | 2.91 | - | 2.91 | - | - |
| EL MOLINO | 4,368 | - | 4,368 | - | - | 4,400 | - | 4,400 | - | - | -0.73 | - | -0.73 | - | - |
| CTRAL. PROGRESO | 4,236 | - | 4,236 | - | - | 4,024 | - | 4,024 | - | - | 5.28 | - | 5.28 | - | - |
| EL MANTE | 4,207 | 4,207 | - | - | - | 4,304 | 4,304 | - | - | - | -2.24 | -2.24 | - | - | - |
| SAN NICOLÁS | 4,129 | 4,129 | - | - | - | 4,098 | 4,098 | - | - | - | 0.74 | 0.74 | - | - | - |
| P. MACHADO (LA MARGARITA) | 4,096 | - | 4,096 | - | - | 4,762 | - | 4,762 | - | - | -13.99 | - | -13.99 | - | - |
| CONSTANCIA | 3,864 | - | 3,864 | - | - | 4,091 | - | 4,091 | - | - | -5.55 | - | -5.55 | - | - |
| SANTA CLARA | 3,843 | - | 3,843 | - | - | 3,299 | - | 3,299 | - | - | 16.48 | - | 16.48 | - | - |
| PLAN DE AYALA | 3,647 | 3,647 | - | - | - | 5,518 | 5,518 | - | - | - | -33.91 | -33.91 | - | - | - |
| A. REGIONAL (LA PRIMAVERA) | 3,646 | - | 3,646 | - | - | 1,885 | - | 1,885 | - | - | 93.46 | - | 93.46 | - | - |
| LA JOYA | 3,600 | - | 3,600 | - | - | 1,011 | - | 1,011 | - | - | 255.99 | - | 255.99 | - | - |
| CASASANO (LA ABEJA) | 3,242 | - | 3,242 | - | - | 2,559 | - | 2,559 | - | - | 26.73 | - | 26.73 | - | - |
| BELLAVISTA | 3,078 | - | 3,078 | - | - | 2,379 | - | 2,379 | - | - | 29.36 | - | 29.36 | - | - |
| CUATOTOLAPAM | 3,042 | - | 3,042 | - | - | 3,814 | - | 3,814 | - | - | -20.24 | - | -20.24 | - | - |
| JOSÉ MA. MORELOS | 2,872 | - | 2,872 | - | - | 3,200 | - | 3,200 | - | - | -10.25 | - | -10.25 | - | - |
| SANTA ROSALÍA | 2,809 | - | 2,809 | - | - | 2,323 | - | 2,323 | - | - | 20.90 | - | 20.90 | - | - |
| SAN JOSÉ DE ABAJO | 2,800 | - | 2,800 | - | - | 2,871 | - | 2,871 | - | - | -2.47 | - | -2.47 | - | - |
| EL CARMEN | 2,722 | 2,722 | - | - | - | 2,661 | 2,661 | - | - | - | 2.28 | 2.28 | - | - | - |
| EL REFUGIO | 2,564 | - | 2,564 | - | - | 2,636 | - | 2,636 | - | - | -2.73 | - | -2.73 | - | - |
| SAN MIGUELITO | 2,559 | - | 2,559 | - | - | 2,558 | - | 2,558 | - | - | 0.05 | - | 0.05 | - | - |
| ELDORADO | 2,372 | - | 2,372 | - | - | 2,734 | - | 2,734 | - | - | -13.22 | - | -13.22 | - | - |
| NVO. SAN FRANCISCO | 2,259 | - | 2,259 | - | - | 2,019 | - | 2,019 | - | - | 11.89 | - | 11.89 | - | - |
| PEDERNALES | 2,159 | - | - | 2,159 | - | 2,129 | - | - | 2,129 | - | 1.42 | - | - | 1.42 | - |
| MAHUIXTLÁN | 2,129 | - | 2,129 | - | - | 2,110 | - | 2,110 | - | - | 0.90 | - | 0.90 | - | - |
| LÁZARO CÁRDENAS | 1,607 | 1,243 | 364 | - | - | 1,940 | 51 | 1,889 | - | - | -17.17 | 2,336.37 | -80.72 | - | - |
| AZSUREMEX - TENOSIQUE | 1,349 | - | 1,349 | - | - | 601 | - | 601 | - | - | 124.53 | - | 124.53 | - | - |
| CALIPAM | 93 | - | 93 | - | - | - | - | - | - | - | - | - | - | - | - |

NOTAS: 1/ Se presenta información al 12 de marzo de 2011.

REPORTE DE AVANCE DE PRODUCCIÓN DE CAÑA Y AZÚCAR

Ciclo azucarero 2011/12

Reporte No. 17

SEMANA NO. 24

Período del 4 al 10 Mar. de 2012

Días acumulados de zafra: 132



AZÚCAR POR CLASE - REPORTE ACUMULADO A LA SEMANA 24 - PRESENTACIÓN POR INGENIO

| INGENIO | ZAFRA 2011/12 | | | | | ZAFRA 2010/11 1/ | | | | | VARIACIÓN 2011/12 vs 2010/11 | | | | |
|---------------------------|------------------|----------------|------------------|----------------|---------------|------------------|------------------|------------------|----------------|---------------|------------------------------|---------------|---------------|--------------|---------------|
| | Azúcar Física | Refinada | Estánd. | Bco. Esp. | Masc. | Azúcar Física | Refinada | Estánd. | Bco. Esp. | Masc. | Azúcar Física | Refinada | Estánd. | Bco. Esp. | Masc. |
| | (Tons.) | (Tons.) | (Tons.) | (Tons.) | (Tons.) | (Tons.) | (Tons.) | (Tons.) | (Tons.) | (Tons.) | (%) | (%) | (%) | (%) | (%) |
| TOTAL | 2,925,029 | 852,549 | 1,917,764 | 139,066 | 15,650 | 3,368,612 | 1,051,239 | 2,177,133 | 109,857 | 30,383 | -13.17 | -18.90 | -11.91 | 26.59 | -48.49 |
| ATENCINGO | 131,292 | - | 131,292 | - | - | 126,073 | - | 126,073 | - | - | 4.14 | - | 4.14 | - | - |
| PUJILTIC (LA FE) | 129,911 | - | 129,911 | - | - | 131,375 | - | 131,375 | - | - | -1.11 | - | -1.11 | - | - |
| TALA (JOSE MA. MTZ.) | 113,301 | - | 106,584 | 6,718 | - | 118,252 | - | 117,407 | 845 | - | -4.19 | - | -9.22 | 694.99 | - |
| TRES VALLES | 111,624 | 111,624 | - | - | - | 146,595 | 146,595 | - | - | - | -23.86 | -23.86 | - | - | - |
| SAN CRISTÓBAL | 107,516 | 107,516 | - | - | - | 85,018 | 85,018 | - | - | - | 26.46 | 26.46 | - | - | - |
| LA GLORIA | 103,540 | - | 103,540 | - | - | 116,440 | - | 116,440 | - | - | -11.08 | - | -11.08 | - | - |
| EL POTRERO | 93,840 | 93,840 | - | - | - | 100,981 | 100,981 | - | - | - | -7.07 | -7.07 | - | - | - |
| EMILIANO ZAPATA | 91,142 | - | 91,142 | - | - | 95,364 | - | 95,364 | - | - | -4.43 | - | -4.43 | - | - |
| HUIXTLA | 86,925 | - | 86,925 | - | - | 77,781 | - | 77,781 | - | - | 11.75 | - | 11.75 | - | - |
| SN. RAFAEL DE PUCTÉ | 86,020 | - | 82,379 | 3,642 | - | 93,525 | - | 93,201 | 325 | - | -8.02 | - | -11.61 | 1,021.15 | - |
| A. LÓPEZ MATEOS | 85,374 | 85,374 | - | - | - | 116,209 | 116,209 | - | - | - | -26.53 | -26.53 | - | - | - |
| EL HIGO | 80,134 | - | 80,134 | - | - | 90,978 | - | 90,978 | - | - | -11.92 | - | -11.92 | - | - |
| QUESERÍA | 75,655 | - | 48,710 | 26,944 | - | 76,176 | - | 64,690 | 11,486 | - | -0.68 | - | -24.70 | 134.59 | - |
| CTRAL. MOTZORONGO | 74,110 | - | 58,460 | - | 15,650 | 98,924 | - | 68,541 | - | 30,383 | -25.08 | - | -14.71 | - | -48.49 |
| A. SÁENZ GARZA | 74,083 | 51,824 | 22,259 | - | - | 90,622 | 73,324 | 17,298 | - | - | -18.25 | -29.32 | 28.68 | - | - |
| SAN FCO. AMECA | 73,718 | - | 3,491 | 70,226 | - | 75,332 | - | 8,290 | 67,043 | - | -2.14 | - | -57.89 | 4.75 | - |
| SAN MIGUEL DEL NARANJO | 72,398 | 9,376 | 63,022 | - | - | 123,245 | 10,274 | 111,136 | 1,835 | - | -41.26 | -8.73 | -43.29 | - | - |
| TAMAZULA | 69,239 | 69,239 | - | - | - | 98,339 | 98,339 | - | - | - | -29.59 | -29.59 | - | - | - |
| EL MODELO | 62,215 | - | 62,215 | - | - | 47,313 | - | 47,313 | - | - | 31.50 | - | 31.50 | - | - |
| PUGA | 57,106 | 55,702 | 1,404 | - | - | 75,140 | 67,208 | 7,932 | - | - | -24.00 | -17.12 | -82.30 | - | - |
| PÁNUCO (ZAPOAPITA) | 56,425 | - | 56,425 | - | - | 83,765 | - | 83,765 | - | - | -32.64 | - | -32.64 | - | - |
| ALIANZA POPULAR | 52,186 | - | 52,186 | - | - | 86,078 | - | 86,078 | - | - | -39.37 | - | -39.37 | - | - |
| LA PROVIDENCIA | 51,330 | - | 51,330 | - | - | 52,849 | - | 52,849 | - | - | -2.87 | - | -2.87 | - | - |
| P. MACHADO (LA MARGARITA) | 50,950 | - | 50,950 | - | - | 53,657 | - | 53,657 | - | - | -5.05 | - | -5.05 | - | - |
| EL MANTE | 48,820 | 48,820 | - | - | - | 75,751 | 75,751 | - | - | - | -35.55 | -35.55 | - | - | - |
| PLAN DE AYALA | 47,643 | 47,643 | - | - | - | 82,394 | 82,394 | - | - | - | -42.18 | -42.18 | - | - | - |
| LOS MOCHIS | 46,065 | 46,065 | - | - | - | 29,214 | 29,214 | - | - | - | 57.68 | 57.68 | - | - | - |

NOTAS: 1/ Se presenta información al 12 de marzo de 2011

Continúa...

REPORTE DE AVANCE DE PRODUCCIÓN DE CAÑA Y AZÚCAR

Ciclo azucarero 2011/12

Reporte No. 17

SEMANA NO. 24

Período del 4 al 10 Mar. de 2012

Días acumulados de zafra: 132



AZÚCAR POR CLASE - REPORTE ACUMULADO A LA SEMANA 24 - PRESENTACIÓN POR INGENIO

| INGENIO | ZAFRA 2011/12 | | | | | ZAFRA 2010/11 1/ | | | | | VARIACIÓN 2011/12 vs 2010/11 | | | | |
|----------------------------|------------------|----------------|------------------|----------------|---------------|------------------|------------------|------------------|----------------|---------------|------------------------------|---------------|---------------|--------------|---------------|
| | Azúcar Física | Refinada | Estánd. | Bco. Esp. | Masc. | Azúcar Física | Refinada | Estánd. | Bco. Esp. | Masc. | Azúcar Física | Refinada | Estánd. | Bco. Esp. | Masc. |
| | (Tons.) | (Tons.) | (Tons.) | (Tons.) | (Tons.) | (Tons.) | (Tons.) | (Tons.) | (Tons.) | (Tons.) | (%) | (%) | (%) | (%) | (%) |
| TOTAL | 2,925,029 | 852,549 | 1,917,764 | 139,066 | 15,650 | 3,368,612 | 1,051,239 | 2,177,133 | 109,857 | 30,383 | -13.17 | -18.90 | -11.91 | 26.59 | -48.49 |
| EL MOLINO | 45,544 | - | 45,544 | - | - | 47,708 | - | 47,708 | - | - | -4.54 | - | -4.54 | - | - |
| CASASANO (LA ABEJA) | 44,916 | - | 44,916 | - | - | 42,120 | - | 42,120 | - | - | 6.64 | - | 6.64 | - | - |
| MELCHOR OCAMPO | 44,679 | - | 44,679 | - | - | 69,847 | - | 69,847 | - | - | -36.03 | - | -36.03 | - | - |
| CONSTANCIA | 44,676 | - | 44,052 | 625 | - | 64,487 | - | 64,487 | - | - | -30.72 | - | -31.69 | - | - |
| SAN NICOLÁS | 43,848 | 43,848 | - | - | - | 45,625 | 45,625 | - | - | - | -3.89 | -3.89 | - | - | - |
| SAN PEDRO | 39,786 | - | 39,786 | - | - | 35,950 | - | 35,950 | - | - | 10.67 | - | 10.67 | - | - |
| BELLAVISTA | 37,362 | - | 37,362 | - | - | 34,690 | - | 34,690 | - | - | 7.70 | - | 7.70 | - | - |
| ELDORADO | 36,842 | - | 36,842 | - | - | 24,509 | - | 24,509 | - | - | 50.32 | - | 50.32 | - | - |
| PLAN DE SAN LUIS | 34,547 | 34,547 | - | - | - | 83,130 | 65,708 | 17,422 | - | - | -58.44 | -47.42 | - | - | - |
| CTRAL. PROGRESO | 33,731 | - | 33,731 | - | - | 53,055 | - | 53,055 | - | - | -36.42 | - | -36.42 | - | - |
| SANTA CLARA | 32,600 | - | 32,600 | - | - | 40,647 | - | 40,647 | - | - | -19.80 | - | -19.80 | - | - |
| CUATOTOLAPAM | 30,376 | - | 30,376 | - | - | 25,255 | - | 25,255 | - | - | 20.28 | - | 20.28 | - | - |
| SAN JOSÉ DE ABAJO | 29,314 | - | 29,314 | - | - | 38,793 | - | 38,793 | - | - | -24.43 | - | -24.43 | - | - |
| PDTE. BENITO JUÁREZ | 28,464 | 17,774 | 3,574 | 7,115 | - | 23,645 | 15,244 | 842 | 7,558 | - | 20.38 | 16.59 | 324.64 | -5.86 | - |
| A. REGIONAL (LA PRIMAVERA) | 27,828 | - | 27,828 | - | - | 34,338 | - | 34,338 | - | - | -18.96 | - | -18.96 | - | - |
| SAN MIGUELITO | 25,101 | - | 25,101 | - | - | 29,869 | - | 29,869 | - | - | -15.96 | - | -15.96 | - | - |
| JOSÉ MA. MORELOS | 24,750 | - | 24,750 | - | - | 34,621 | - | 34,621 | - | - | -28.51 | - | -28.51 | - | - |
| MAHUIXTLÁN | 23,964 | - | 23,964 | - | - | 27,345 | - | 27,345 | - | - | -12.36 | - | -12.36 | - | - |
| PEDERNALES | 23,796 | - | - | 23,796 | - | 20,766 | - | - | 20,766 | - | 14.59 | - | - | 14.59 | - |
| EL CARMEN | 23,558 | 23,558 | - | - | - | 35,745 | 35,745 | - | - | - | -34.10 | -34.10 | - | - | - |
| LA JOYA | 23,534 | - | 23,534 | - | - | 16,209 | - | 16,209 | - | - | 45.20 | - | 45.20 | - | - |
| EL REFUGIO | 22,022 | - | 22,022 | - | - | 32,758 | - | 32,758 | - | - | -32.77 | - | -32.77 | - | - |
| LÁZARO CÁRDENAS | 20,571 | 5,798 | 14,773 | - | - | 21,839 | 3,610 | 18,229 | - | - | -5.81 | 60.62 | -18.96 | - | - |
| SANTA ROSALÍA | 16,974 | - | 16,974 | - | - | 4,230 | - | 4,230 | - | - | 301.26 | - | 301.26 | - | - |
| CALIPAM | 14,732 | - | 14,732 | - | - | 12,523 | - | 12,523 | - | - | 17.64 | - | 17.64 | - | - |
| NVO. SAN FRANCISCO | 12,009 | - | 12,009 | - | - | 17,420 | - | 17,420 | - | - | -31.06 | - | -31.06 | - | - |
| AZSUREMEX - TENOSIQUE | 6,944 | - | 6,944 | - | - | 4,098 | - | 4,098 | - | - | 69.45 | - | 69.45 | - | - |

NOTAS: 1/ Se presenta información al 12 de marzo de 2011.

REPORTE DE AVANCE DE PRODUCCIÓN DE CAÑA Y AZÚCAR

Ciclo azucarero 2011/12

Reporte No. 17

SEMANA NO. 24

Período del 4 al 10 Mar. de 2012

Días acumulados de zafra: 132



AZÚCAR POR CLASE - REPORTE DE LA SEMANA 24 - PRESENTACIÓN POR ESTADO

| ESTADO | ZAFRA 2011/12 | | | | | ZAFRA 2010/11 1/ | | | | | VARIACIÓN 2011/12 vs 2010/11 | | | | |
|-----------------|----------------|---------------|----------------|---------------|---------|------------------|---------------|----------------|--------------|---------|------------------------------|--------------|--------------|--------------|-------|
| | Azúcar Física | Refinada | Estánd. | Bco. Esp. | Masc. | Azúcar Física | Refinada | Estánd. | Bco. Esp. | Masc. | Azúcar Física | Refinada | Estánd. | Bco. Esp. | Masc. |
| | (Tons.) | (Tons.) | (Tons.) | (Tons.) | (Tons.) | (Tons.) | (Tons.) | (Tons.) | (Tons.) | (Tons.) | (%) | (%) | (%) | (%) | (%) |
| TOTAL | 262,996 | 84,189 | 160,973 | 17,834 | - | 259,114 | 87,155 | 162,101 | 9,858 | - | 1.50 | -3.40 | -0.70 | 80.92 | - |
| VERACRUZ | 100,993 | 34,939 | 66,054 | - | - | 101,914 | 37,112 | 64,802 | - | - | -0.90 | -5.86 | 1.93 | - | - |
| JALISCO | 33,051 | 6,448 | 14,013 | 12,590 | - | 30,709 | 4,741 | 20,879 | 5,089 | - | 7.63 | 36.00 | -32.88 | 147.38 | - |
| SAN LUIS POTOSÍ | 19,552 | 10,007 | 9,545 | - | - | 25,312 | 12,701 | 12,325 | 286 | - | -22.76 | -21.21 | -22.56 | - | - |
| CHIAPAS | 13,482 | - | 13,482 | - | - | 12,963 | - | 12,963 | - | - | 4.00 | - | 4.00 | - | - |
| OAXACA | 12,185 | 5,525 | 6,660 | - | - | 15,088 | 7,689 | 7,398 | - | - | -19.24 | -28.15 | -9.97 | - | - |
| NAYARIT | 11,350 | 6,669 | 4,681 | - | - | 11,154 | 6,510 | 4,644 | - | - | 1.76 | 2.45 | 0.79 | - | - |
| SINALOA | 10,708 | 4,689 | 6,018 | - | - | 10,261 | 5,642 | 4,619 | - | - | 4.36 | -16.89 | 30.31 | - | - |
| TABASCO | 10,562 | 4,495 | 4,380 | 1,687 | - | 7,568 | 3,425 | 3,026 | 1,118 | - | 39.55 | 31.24 | 44.75 | 50.93 | - |
| TAMAULIPAS | 10,175 | 10,175 | - | - | - | 9,284 | 9,284 | - | - | - | 9.60 | 9.60 | - | - | - |
| MORELOS | 10,101 | - | 10,101 | - | - | 8,085 | - | 8,085 | - | - | 24.94 | - | 24.94 | - | - |
| PUEBLA | 9,038 | - | 9,038 | - | - | 8,667 | - | 8,667 | - | - | 4.28 | - | 4.28 | - | - |
| MICHOACÁN | 7,609 | 1,243 | 4,207 | 2,159 | - | 7,368 | 51 | 5,188 | 2,129 | - | 3.27 | 2,336.37 | -18.91 | 1.42 | - |
| QUINTANA ROO | 5,940 | - | 4,542 | 1,398 | - | 4,438 | - | 4,438 | - | - | 33.84 | - | 2.34 | - | - |
| COLIMA | 4,651 | - | 4,651 | - | - | 5,292 | - | 4,056 | 1,236 | - | -12.12 | - | 14.66 | - | - |
| CAMPECHE | 3,600 | - | 3,600 | - | - | 1,011 | - | 1,011 | - | - | 255.99 | - | 255.99 | - | - |

NOTAS: 1/ Se presenta información al 12 de marzo de 2011.

REPORTE DE AVANCE DE PRODUCCIÓN DE CAÑA Y AZÚCAR

Ciclo azucarero 2011/12

Reporte No. 17

SEMANA NO. 24

Período del 4 al 10 Mar. de 2012

Días acumulados de zafra: 132



AZÚCAR POR CLASE - REPORTE ACUMULADO A LA SEMANA 24 - PRESENTACIÓN POR ESTADO

| ESTADO | ZAFRA 2011/12 | | | | | ZAFRA 2010/11 1/ | | | | | VARIACIÓN 2011/12 vs 2010/11 | | | | |
|-----------------|------------------|----------------|------------------|----------------|---------------|------------------|------------------|------------------|----------------|---------------|------------------------------|---------------|---------------|--------------|---------------|
| | Azúcar Física | Refinada | Estánd. | Bco. Esp. | Masc. | Azúcar Física | Refinada | Estánd. | Bco. Esp. | Masc. | Azúcar Física | Refinada | Estánd. | Bco. Esp. | Masc. |
| | (Tons.) | (Tons.) | (Tons.) | (Tons.) | (Tons.) | (Tons.) | (Tons.) | (Tons.) | (Tons.) | (Tons.) | (%) | (%) | (%) | (%) | (%) |
| TOTAL | 2,925,029 | 852,549 | 1,917,764 | 139,066 | 15,650 | 3,368,612 | 1,051,239 | 2,177,133 | 109,857 | 30,383 | -13.17 | -18.90 | -11.91 | 26.59 | -48.49 |
| VERACRUZ | 1,047,098 | 380,387 | 650,436 | 625 | 15,650 | 1,196,408 | 413,965 | 752,060 | - | 30,383 | -12.48 | -8.11 | -13.51 | - | -48.49 |
| JALISCO | 363,049 | 69,239 | 216,866 | 76,944 | - | 431,082 | 98,339 | 264,855 | 67,888 | - | -15.78 | -29.59 | -18.12 | 13.34 | - |
| CHIAPAS | 216,835 | - | 216,835 | - | - | 209,156 | - | 209,156 | - | - | 3.67 | - | 3.67 | - | - |
| SAN LUIS POTOSÍ | 206,774 | 91,566 | 115,208 | - | - | 374,847 | 158,376 | 214,636 | 1,835 | - | -44.84 | -42.18 | -46.32 | - | - |
| OAXACA | 158,345 | 85,374 | 72,971 | - | - | 202,624 | 116,209 | 86,415 | - | - | -21.85 | -26.53 | -15.56 | - | - |
| PUEBLA | 146,025 | - | 146,025 | - | - | 138,596 | - | 138,596 | - | - | 5.36 | - | 5.36 | - | - |
| MORELOS | 136,058 | - | 136,058 | - | - | 137,483 | - | 137,483 | - | - | -1.04 | - | -1.04 | - | - |
| TAMAULIPAS | 122,903 | 100,644 | 22,259 | - | - | 166,373 | 149,075 | 17,298 | - | - | -26.13 | -32.49 | 28.68 | - | - |
| SINALOA | 110,735 | 46,065 | 64,670 | - | - | 88,061 | 29,214 | 58,848 | - | - | 25.75 | 57.68 | 9.89 | - | - |
| NAYARIT | 102,650 | 55,702 | 46,948 | - | - | 122,848 | 67,208 | 55,640 | - | - | -16.44 | -17.12 | -15.62 | - | - |
| QUINTANA ROO | 86,020 | - | 82,379 | 3,642 | - | 93,525 | - | 93,201 | 325 | - | -8.02 | - | -11.61 | 1,021.15 | - |
| MICHOACÁN | 76,967 | 5,798 | 47,373 | 23,796 | - | 83,251 | 3,610 | 58,876 | 20,766 | - | -7.55 | 60.62 | -19.54 | 14.59 | - |
| COLIMA | 75,655 | - | 48,710 | 26,944 | - | 76,176 | - | 64,690 | 11,486 | - | -0.68 | - | -24.70 | 134.59 | - |
| TABASCO | 52,381 | 17,774 | 27,492 | 7,115 | - | 31,973 | 15,244 | 9,170 | 7,558 | - | 63.83 | 16.59 | 199.81 | -5.86 | - |
| CAMPECHE | 23,534 | - | 23,534 | - | - | 16,209 | - | 16,209 | - | - | 45.20 | - | 45.20 | - | - |

NOTAS: 1/ Se presenta información al 12 de marzo de 2011.

REPORTE DE AVANCE DE PRODUCCIÓN DE CAÑA Y AZÚCAR

Ciclo azucarero 2011/12

Reporte No. 17

SEMANA NO. 24

Período del 4 al 10 Mar. de 2012

Días acumulados de zafra: 132



AZÚCAR POR CLASE - REPORTE DE LA SEMANA 24 - PRESENTACIÓN POR CONSORCIO ^{2/}

| CONSORCIO | ZAFRA 2011/12 | | | | | ZAFRA 2010/11 1/ | | | | | VARIACIÓN 2011/12 vs 2010/11 | | | | |
|----------------------------|----------------|---------------|----------------|---------------|---------|------------------|---------------|----------------|--------------|---------|------------------------------|--------------|--------------|--------------|-------|
| | Azúcar Física | Refinada | Estánd. | Bco. Esp. | Masc. | Azúcar Física | Refinada | Estánd. | Bco. Esp. | Masc. | Azúcar Física | Refinada | Estánd. | Bco. Esp. | Masc. |
| | (Tons.) | (Tons.) | (Tons.) | (Tons.) | (Tons.) | (Tons.) | (Tons.) | (Tons.) | (Tons.) | (Tons.) | (%) | (%) | (%) | (%) | (%) |
| TOTAL | 262,996 | 84,189 | 160,973 | 17,834 | - | 259,114 | 87,155 | 162,101 | 9,858 | - | 1.50 | -3.40 | -0.70 | 80.92 | - |
| FEESA (9) | 56,884 | 24,819 | 32,065 | - | - | 57,006 | 28,680 | 28,326 | - | - | -0.21 | -13.46 | 13.20 | - | - |
| BETA SAN MIGUEL (6) | 28,845 | 1,148 | 20,427 | 7,270 | - | 28,503 | 768 | 21,763 | 5,972 | - | 1.20 | 49.40 | -6.14 | 21.74 | - |
| ZUCARMEX (5) | 23,022 | - | 23,022 | - | - | 23,367 | - | 23,367 | - | - | -1.48 | - | -1.48 | - | - |
| G. AZUCARERO MÉXICO (4) | 20,591 | 5,737 | 6,449 | 8,405 | - | 19,985 | 3,476 | 14,753 | 1,757 | - | 3.03 | 65.06 | -56.29 | 378.40 | - |
| SANTOS (6) | 16,944 | 3,647 | 11,138 | 2,159 | - | 20,172 | 5,518 | 12,525 | 2,129 | - | -16.00 | -33.91 | -11.07 | 1.42 | - |
| SÁENZ (3) | 16,623 | 16,623 | - | - | - | 14,026 | 14,026 | - | - | - | 18.52 | 18.52 | - | - | - |
| PORRES (3) | 15,367 | - | 15,367 | - | - | 13,361 | - | 13,361 | - | - | 15.01 | - | 15.01 | - | - |
| G. AZUCAR. DEL TRÓPICO (2) | 14,172 | - | 14,172 | - | - | 10,148 | - | 10,148 | - | - | 39.65 | - | 39.65 | - | - |
| PIASA (2) | 14,007 | 14,007 | - | - | - | 15,776 | 15,776 | - | - | - | -11.21 | -11.21 | - | - | - |
| LA MARGARITA (3) | 11,205 | - | 11,205 | - | - | 17,875 | - | 17,875 | - | - | -37.32 | - | -37.32 | - | - |
| MOTZORONGO (2) | 9,618 | - | 9,618 | - | - | 9,847 | - | 9,847 | - | - | -2.33 | - | -2.33 | - | - |
| PUGA | 6,983 | 6,669 | 313 | - | - | 6,754 | 6,510 | 244 | - | - | 3.38 | 2.45 | 28.23 | - | - |
| PANTALEÓN ** | 6,328 | - | 6,328 | - | - | - | - | - | - | - | - | - | - | - | - |
| GARCÍA GONZÁLEZ (3) | 5,073 | 2,722 | 2,351 | - | - | 4,680 | 2,661 | 2,019 | - | - | 8.40 | 2.28 | 16.48 | - | - |
| LOS MOCHIS | 4,689 | 4,689 | - | - | - | 5,642 | 5,642 | - | - | - | -16.89 | -16.89 | - | - | - |
| MENCHACA | 4,368 | - | 4,368 | - | - | 4,400 | - | 4,400 | - | - | -0.73 | - | -0.73 | - | - |
| FANJUL | 4,129 | 4,129 | - | - | - | 4,098 | 4,098 | - | - | - | 0.74 | 0.74 | - | - | - |
| PERNO | 2,800 | - | 2,800 | - | - | 2,871 | - | 2,871 | - | - | -2.47 | - | -2.47 | - | - |
| JIMÉNEZ SAINZ | 1,349 | - | 1,349 | - | - | 601 | - | 601 | - | - | 124.53 | - | 124.53 | - | - |

NOTAS: 1/ Se presenta información al 12 de marzo de 2011.

2/ El valor entre paréntesis corresponde al número de ingenios que agrupa el Consorcio, cuando este dato es mayor a 1.

** El Consorcio adquirió al Ingenio Pánuco para la presente zafra, por lo que se presenta en cero la información de la zafra anterior.

REPORTE DE AVANCE DE PRODUCCIÓN DE CAÑA Y AZÚCAR

Ciclo azucarero 2011/12

Reporte No. 17

SEMANA NO. 24

Período del 4 al 10 Mar. de 2012

Días acumulados de zafra: 132



AZÚCAR POR CLASE - REPORTE ACUMULADO A LA SEMANA 24 - PRESENTACIÓN POR CONSORCIO ^{2/}

| CONSORCIO | ZAFRA 2011/12 | | | | | ZAFRA 2010/11 1/ | | | | | VARIACIÓN 2011/12 vs 2010/11 | | | | |
|----------------------------|------------------|----------------|------------------|----------------|---------------|------------------|------------------|------------------|----------------|---------------|------------------------------|---------------|---------------|--------------|---------------|
| | Azúcar Física | Refinada | Estánd. | Bco. Esp. | Masc. | Azúcar Física | Refinada | Estánd. | Bco. Esp. | Masc. | Azúcar Física | Refinada | Estánd. | Bco. Esp. | Masc. |
| | (Tons.) | (Tons.) | (Tons.) | (Tons.) | (Tons.) | (Tons.) | (Tons.) | (Tons.) | (Tons.) | (Tons.) | (%) | (%) | (%) | (%) | (%) |
| TOTAL | 2,925,029 | 852,549 | 1,917,764 | 139,066 | 15,650 | 3,368,612 | 1,051,239 | 2,177,133 | 109,857 | 30,383 | -13.17 | -18.90 | -11.91 | 26.59 | -48.49 |
| FEESA (9) | 641,900 | 235,903 | 405,996 | - | - | 662,717 | 251,707 | 411,010 | - | - | -3.14 | -6.28 | -1.22 | - | - |
| BETA SAN MIGUEL (6) | 369,441 | 9,376 | 258,628 | 101,437 | - | 436,995 | 10,274 | 346,034 | 80,688 | - | -15.46 | -8.73 | -25.26 | 25.72 | - |
| ZUCARMEX (5) | 306,516 | - | 306,516 | - | - | 353,883 | - | 353,883 | - | - | -13.38 | - | -13.38 | - | - |
| G. AZUCARERO MÉXICO (4) | 199,177 | 23,572 | 161,772 | 13,833 | - | 188,245 | 18,854 | 160,988 | 8,403 | - | 5.81 | 25.02 | 0.49 | 64.61 | - |
| PIASA (2) | 196,998 | 196,998 | - | - | - | 262,804 | 262,804 | - | - | - | -25.04 | -25.04 | - | - | - |
| SÁENZ (3) | 192,142 | 169,883 | 22,259 | - | - | 264,712 | 247,414 | 17,298 | - | - | -27.41 | -31.34 | 28.68 | - | - |
| SANTOS (6) | 191,362 | 47,643 | 119,923 | 23,796 | - | 249,183 | 82,394 | 146,023 | 20,766 | - | -23.20 | -42.18 | -17.87 | 14.59 | - |
| PORRES (3) | 159,310 | - | 159,310 | - | - | 154,379 | - | 154,379 | - | - | 3.19 | - | 3.19 | - | - |
| G. AZUCAR. DEL TRÓPICO (2) | 127,074 | - | 127,074 | - | - | 132,648 | - | 132,648 | - | - | -4.20 | - | -4.20 | - | - |
| LA MARGARITA (3) | 109,431 | - | 109,431 | - | - | 225,099 | - | 225,099 | - | - | -51.39 | - | -51.39 | - | - |
| MOTZORONGO (2) | 96,132 | - | 80,481 | - | 15,650 | 131,682 | - | 101,299 | - | 30,383 | -27.00 | - | -20.55 | - | -48.49 |
| PUGA | 57,106 | 55,702 | 1,404 | - | - | 75,140 | 67,208 | 7,932 | - | - | -24.00 | -17.12 | -82.30 | - | - |
| PANTALEÓN ** | 56,425 | - | 56,425 | - | - | - | - | - | - | - | - | - | - | - | - |
| GARCÍA GONZÁLEZ (3) | 50,299 | 23,558 | 26,741 | - | - | 65,689 | 35,745 | 29,943 | - | - | -23.43 | -34.10 | -10.69 | - | - |
| LOS MOCHIS | 46,065 | 46,065 | - | - | - | 29,214 | 29,214 | - | - | - | 57.68 | 57.68 | - | - | - |
| MENCHACA | 45,544 | - | 45,544 | - | - | 47,708 | - | 47,708 | - | - | -4.54 | - | -4.54 | - | - |
| FANJUL | 43,848 | 43,848 | - | - | - | 45,625 | 45,625 | - | - | - | -3.89 | -3.89 | - | - | - |
| PERNO | 29,314 | - | 29,314 | - | - | 38,793 | - | 38,793 | - | - | -24.43 | - | -24.43 | - | - |
| JIMÉNEZ SAINZ | 6,944 | - | 6,944 | - | - | 4,098 | - | 4,098 | - | - | 69.45 | - | 69.45 | - | - |

NOTAS: 1/ Se presenta información al 12 de marzo de 2011.

2/ El valor entre paréntesis corresponde al número de ingenios que agrupa el Consorcio, cuando este dato es mayor a 1.

** El Consorcio adquirió al Ingenio Pánuco para la presente zafra, por lo que se presenta en cero la información de la zafra anterior.

REPORTE DE AVANCE DE PRODUCCIÓN DE CAÑA Y AZÚCAR

Ciclo azucarero 2011/12

Reporte No. 17

SEMANA NO. 24

Período del 4 al 10 Mar. de 2012

Días acumulados de zafra: 132



1er. ESTIMADO 2011/12 - REPORTE DE LA SEMANA 24 - PRESENTACIÓN POR INGENIO

| INGENIO | REAL ZAFRA 2011/12 | | | 1er. ESTIMADO 2011/12 | | | VARIACIÓN (REAL / ESTIMADO) | | |
|----------------------------|--------------------|--------------------|---------------|-----------------------|--------------------|---------------|-----------------------------|--------------------|---------------|
| | Caña Molida Bruta | Azúcar Física Real | Rend. Fábrica | Caña Molida Bruta | Azúcar Física Real | Rend. Fábrica | Caña Molida Bruta | Azúcar Física Real | Rend. Fábrica |
| | (Tons.) | (Ton) | % | (Tons.) | (Ton) | % | % | % | Real - Est. |
| TOTAL | 2,295,783 | 262,996 | 11.46 | 2,314,833 | 278,543 | 12.03 | -0.82 | -5.58 | -0.58 |
| SAN CRISTÓBAL | 101,045 | 10,585 | 10.48 | 108,255 | 11,758 | 10.86 | -6.66 | -9.98 | -0.39 |
| TALA (JOSE MA. MTZ.) | 90,036 | 10,209 | 11.34 | 93,500 | 12,548 | 13.42 | -3.71 | -18.64 | -2.08 |
| LA GLORIA | 86,709 | 10,572 | 12.19 | 82,032 | 9,979 | 12.16 | 5.70 | 5.94 | 0.03 |
| TRES VALLES | 77,471 | 8,482 | 10.95 | 82,000 | 10,692 | 13.04 | -5.52 | -20.66 | -2.09 |
| EL POTRERO | 74,107 | 9,022 | 12.17 | 72,020 | 9,120 | 12.66 | 2.90 | -1.08 | -0.49 |
| ATENCINGO | 64,030 | 8,945 | 13.97 | 64,600 | 8,828 | 13.67 | -0.88 | 1.33 | 0.31 |
| PUJILTIC (LA FE) | 61,701 | 8,119 | 13.16 | 59,098 | 7,885 | 13.34 | 4.40 | 2.98 | -0.18 |
| PDTE. BENITO JUÁREZ | 61,087 | 6,403 | 10.48 | 49,421 | 5,496 | 11.12 | 23.61 | 16.49 | -0.64 |
| CTRAL. MOTZORONGO | 60,950 | 7,054 | 11.57 | 57,000 | 6,881 | 12.07 | 6.93 | 2.51 | -0.50 |
| SN. RAFAEL DE PUCTÉ | 59,775 | 5,940 | 9.94 | 60,000 | 6,972 | 11.62 | -0.38 | -14.80 | -1.68 |
| PUGA | 58,700 | 6,983 | 11.90 | 60,600 | 7,290 | 12.03 | -3.14 | -4.22 | -0.13 |
| SAN PEDRO | 57,387 | 6,162 | 10.74 | 48,990 | 5,320 | 10.86 | 17.14 | 15.83 | -0.12 |
| TAMAZULA | 53,869 | 6,448 | 11.97 | 48,870 | 6,288 | 12.87 | 10.23 | 2.55 | -0.90 |
| A. LÓPEZ MATEOS | 53,648 | 5,525 | 10.30 | 59,250 | 7,525 | 12.70 | -9.45 | -26.58 | -2.40 |
| SAN MIGUEL DEL NARANJO | 51,425 | 5,674 | 11.03 | 53,000 | 6,974 | 13.16 | -2.97 | -18.64 | -2.12 |
| HUIXTLA | 50,845 | 5,363 | 10.55 | 53,200 | 6,118 | 11.50 | -4.43 | -12.35 | -0.95 |
| EL MODELO | 50,518 | 5,854 | 11.59 | 44,500 | 5,376 | 12.08 | 13.52 | 8.90 | -0.49 |
| PÁNUCO (ZAPOAPITA) | 50,475 | 6,328 | 12.54 | 48,900 | 6,149 | 12.58 | 3.22 | 2.90 | -0.04 |
| EMILIANO ZAPATA | 48,881 | 6,859 | 14.03 | 47,275 | 6,407 | 13.55 | 3.40 | 7.06 | 0.48 |
| SAN FCO. AMECA | 47,960 | 5,907 | 12.32 | 39,520 | 5,090 | 12.88 | 21.36 | 16.06 | -0.56 |
| LOS MOCHIS | 47,377 | 4,689 | 9.90 | 58,100 | 6,100 | 10.50 | -18.46 | -23.13 | -0.60 |
| A. SÁENZ GARZA | 46,429 | 5,968 | 12.85 | 40,400 | 5,000 | 12.38 | 14.92 | 19.36 | 0.48 |
| ALIANZA POPULAR | 46,200 | 5,019 | 10.86 | 39,750 | 4,879 | 12.27 | 16.23 | 2.87 | -1.41 |
| EL HIGO | 41,143 | 4,591 | 11.16 | 55,000 | 7,374 | 13.41 | -25.19 | -37.74 | -2.25 |
| PLAN DE SAN LUIS | 40,955 | 5,213 | 12.73 | 49,295 | 6,366 | 12.92 | -16.92 | -18.12 | -0.19 |
| A. REGIONAL (LA PRIMAVERA) | 40,255 | 3,646 | 9.06 | 46,500 | 4,255 | 9.15 | -13.43 | -14.31 | -0.09 |
| QUESERÍA | 40,144 | 4,651 | 11.58 | 45,360 | 5,824 | 12.84 | -11.50 | -20.15 | -1.26 |
| EL MANTE | 38,860 | 4,207 | 10.83 | 38,750 | 4,360 | 11.25 | 0.28 | -3.50 | -0.42 |
| MELCHOR OCAMPO | 38,575 | 4,537 | 11.76 | 37,100 | 4,693 | 12.65 | 3.98 | -3.33 | -0.89 |
| SAN NICOLÁS | 37,698 | 4,129 | 10.95 | 34,398 | 3,841 | 11.17 | 9.59 | 7.49 | -0.21 |
| LA PROVIDENCIA | 36,847 | 4,605 | 12.50 | 36,540 | 4,480 | 12.26 | 0.84 | 2.79 | 0.24 |
| CONSTANCIA | 35,656 | 3,864 | 10.84 | 33,946 | 3,576 | 10.53 | 5.04 | 8.07 | 0.30 |
| P. MACHADO (LA MARGARITA) | 35,502 | 4,096 | 11.54 | 35,555 | 4,621 | 13.00 | -0.15 | -11.37 | -1.46 |
| PLAN DE AYALA | 35,500 | 3,647 | 10.27 | 39,321 | 5,011 | 12.74 | -9.72 | -27.23 | -2.47 |
| EL MOLINO | 32,982 | 4,368 | 13.24 | 32,000 | 4,160 | 13.00 | 3.07 | 5.00 | 0.24 |
| CTRAL. PROGRESO | 32,610 | 4,236 | 12.99 | 27,350 | 3,398 | 12.43 | 19.23 | 24.66 | 0.57 |

Continúa...

REPORTE DE AVANCE DE PRODUCCIÓN DE CAÑA Y AZÚCAR

Ciclo azucarero 2011/12

Reporte No. 17

SEMANA NO. 24

Período del 4 al 10 Mar. de 2012

Días acumulados de zafra: 132



1er. ESTIMADO 2011/12 - REPORTE DE LA SEMANA 24 - PRESENTACIÓN POR INGENIO

| INGENIO | REAL ZAFRA 2011/12 | | | 1er. ESTIMADO 2011/12 | | | VARIACIÓN (REAL / ESTIMADO) | | |
|-----------------------|--------------------|--------------------|---------------|-----------------------|--------------------|---------------|-----------------------------|--------------------|---------------|
| | Caña Molida Bruta | Azúcar Física Real | Rend. Fábrica | Caña Molida Bruta | Azúcar Física Real | Rend. Fábrica | Caña Molida Bruta | Azúcar Física Real | Rend. Fábrica |
| | (Tons.) | (Ton) | % | (Tons.) | (Ton) | % | % | % | Real - Est. |
| TOTAL | 2,295,783 | 262,996 | 11.46 | 2,314,833 | 278,543 | 12.03 | -0.82 | -5.58 | -0.58 |
| SANTA CLARA | 31,665 | 3,843 | 12.14 | 32,510 | 3,986 | 12.26 | -2.60 | -3.59 | -0.13 |
| CUATOTOLAPAM | 31,375 | 3,042 | 9.69 | 33,150 | 3,855 | 11.63 | -5.35 | -21.10 | -1.94 |
| EL CARMEN | 30,000 | 2,722 | 9.07 | 27,000 | 2,911 | 10.78 | 11.11 | -6.51 | -1.71 |
| LA JOYA | 29,895 | 3,600 | 12.04 | 30,192 | 3,761 | 12.46 | -0.98 | -4.29 | -0.42 |
| SANTA ROSALÍA | 28,868 | 2,809 | 9.73 | 37,300 | 4,218 | 11.31 | -22.61 | -33.41 | -1.58 |
| JOSÉ MA. MORELOS | 25,922 | 2,872 | 11.08 | 26,123 | 3,259 | 12.48 | -0.77 | -11.86 | -1.39 |
| SAN JOSÉ DE ABAJO | 24,746 | 2,800 | 11.32 | 23,550 | 2,944 | 12.50 | 5.08 | -4.87 | -1.18 |
| BELLAVISTA | 24,490 | 3,078 | 12.57 | 24,307 | 3,065 | 12.61 | 0.75 | 0.42 | -0.04 |
| SAN MIGUELITO | 24,382 | 2,559 | 10.50 | 23,741 | 2,810 | 11.84 | 2.70 | -8.93 | -1.34 |
| NVO. SAN FRANCISCO | 23,800 | 2,259 | 9.49 | 28,692 | 2,864 | 9.98 | -17.05 | -21.14 | -0.49 |
| ELDORADO | 23,090 | 2,372 | 10.27 | 23,750 | 2,573 | 10.83 | -2.78 | -7.80 | -0.56 |
| EL REFUGIO | 22,884 | 2,564 | 11.21 | 18,000 | 2,164 | 12.02 | 27.13 | 18.48 | -0.82 |
| CASASANO (LA ABEJA) | 22,466 | 3,242 | 14.43 | 19,977 | 2,745 | 13.74 | 12.46 | 18.12 | 0.69 |
| MAHUIXTLÁN | 18,378 | 2,129 | 11.58 | 16,500 | 1,940 | 11.76 | 11.38 | 9.71 | -0.18 |
| PEDERNALES | 17,945 | 2,159 | 12.03 | 17,260 | 2,050 | 11.88 | 3.97 | 5.33 | 0.16 |
| LÁZARO CÁRDENAS | 15,525 | 1,607 | 10.35 | 14,080 | 1,775 | 12.61 | 10.26 | -9.49 | -2.26 |
| AZSUREMEX - TENOSIQUE | 13,000 | 1,349 | 10.38 | 11,700 | 989 | 8.45 | 11.11 | 36.44 | 1.93 |

REPORTE DE AVANCE DE PRODUCCIÓN DE CAÑA Y AZÚCAR

Ciclo azucarero 2011/12

Reporte No. 17

SEMANA NO. 24

Período del 4 al 10 Mar. de 2012

Días acumulados de zafra: 132



1er. ESTIMADO 2011/12 – REPORTE ACUMULADO A LA SEMANA 24 - PRESENTACIÓN POR INGENIO

| INGENIO | REAL ZAFRA 2011/12 | | | 1er. ESTIMADO 2011/12 | | | VARIACIÓN (REAL / ESTIMADO) | | |
|---------------------------|--------------------|--------------------|---------------|-----------------------|--------------------|---------------|-----------------------------|--------------------|---------------|
| | Caña Molida Bruta | Azúcar Física Real | Rend. Fábrica | Caña Molida Bruta | Azúcar Física Real | Rend. Fábrica | Caña Molida Bruta | Azúcar Física Real | Rend. Fábrica |
| | (Tons.) | (Ton) | % | (Tons.) | (Ton) | % | % | % | Real - Est. |
| TOTAL | 27,586,591 | 2,925,029 | 10.60 | 30,605,843 | 3,465,349 | 11.32 | -9.86 | -15.59 | -0.72 |
| SAN CRISTÓBAL | 1,169,652 | 107,516 | 9.19 | 1,407,960 | 147,199 | 10.45 | -16.93 | -26.96 | -1.26 |
| TALA (JOSE MA. MTZ.) | 1,125,077 | 113,301 | 10.07 | 1,299,000 | 145,376 | 11.19 | -13.39 | -22.06 | -1.12 |
| TRES VALLES | 1,104,380 | 111,624 | 10.11 | 1,301,000 | 146,556 | 11.26 | -15.11 | -23.83 | -1.16 |
| ATENCINGO | 1,018,119 | 131,292 | 12.90 | 1,060,600 | 135,411 | 12.77 | -4.01 | -3.04 | 0.13 |
| PUJILTIC (LA FE) | 992,694 | 129,911 | 13.09 | 996,993 | 130,435 | 13.08 | -0.43 | -0.40 | 0.00 |
| SN. RAFAEL DE PUCTÉ | 979,855 | 86,020 | 8.78 | 938,000 | 99,033 | 10.56 | 4.46 | -13.14 | -1.78 |
| LA GLORIA | 913,018 | 103,540 | 11.34 | 912,500 | 107,429 | 11.77 | 0.06 | -3.62 | -0.43 |
| HUIXTLA | 864,554 | 86,925 | 10.05 | 872,850 | 88,891 | 10.18 | -0.95 | -2.21 | -0.13 |
| A. LÓPEZ MATEOS | 861,367 | 85,374 | 9.91 | 881,500 | 102,572 | 11.64 | -2.28 | -16.77 | -1.72 |
| EL POTRERO | 828,620 | 93,840 | 11.32 | 853,403 | 98,178 | 11.50 | -2.90 | -4.42 | -0.18 |
| QUESERÍA | 749,889 | 75,655 | 10.09 | 880,704 | 99,313 | 11.28 | -14.85 | -23.82 | -1.19 |
| A. SÁENZ GARZA | 725,715 | 74,083 | 10.21 | 782,900 | 89,501 | 11.43 | -7.30 | -17.23 | -1.22 |
| CTRAL. MOTZORONGO | 704,950 | 74,110 | 10.51 | 688,500 | 78,128 | 11.35 | 2.39 | -5.14 | -0.83 |
| EL HIGO | 699,793 | 80,134 | 11.45 | 837,000 | 105,092 | 12.56 | -16.39 | -23.75 | -1.10 |
| SAN FCO. AMECA | 690,400 | 73,718 | 10.68 | 689,850 | 80,260 | 11.63 | 0.08 | -8.15 | -0.96 |
| EMILIANO ZAPATA | 673,724 | 91,142 | 13.53 | 710,750 | 92,381 | 13.00 | -5.21 | -1.34 | 0.53 |
| SAN MIGUEL DEL NARANJO | 624,018 | 72,398 | 11.60 | 693,000 | 81,779 | 11.80 | -9.95 | -11.47 | -0.20 |
| TAMAZULA | 604,505 | 69,239 | 11.45 | 645,689 | 74,536 | 11.54 | -6.38 | -7.11 | -0.09 |
| EL MODELO | 566,696 | 62,215 | 10.98 | 567,400 | 63,009 | 11.10 | -0.12 | -1.26 | -0.13 |
| LOS MOCHIS | 553,467 | 46,065 | 8.32 | 557,000 | 52,366 | 9.40 | -0.63 | -12.03 | -1.08 |
| PUGA | 530,500 | 57,106 | 10.76 | 464,300 | 51,140 | 11.01 | 14.26 | 11.67 | -0.25 |
| EL MANTE | 495,919 | 48,820 | 9.84 | 620,703 | 68,803 | 11.08 | -20.10 | -29.04 | -1.24 |
| PÁNUCO (ZAPOAPITA) | 488,530 | 56,425 | 11.55 | 673,661 | 81,527 | 12.10 | -27.48 | -30.79 | -0.55 |
| P. MACHADO (LA MARGARITA) | 480,820 | 50,950 | 10.60 | 538,821 | 65,821 | 12.22 | -10.76 | -22.59 | -1.62 |
| LA PROVIDENCIA | 467,511 | 51,330 | 10.98 | 530,780 | 61,017 | 11.50 | -11.92 | -15.88 | -0.52 |
| ALIANZA POPULAR | 465,414 | 52,186 | 11.21 | 485,996 | 58,009 | 11.94 | -4.24 | -10.04 | -0.72 |
| CONSTANCIA | 464,967 | 44,676 | 9.61 | 543,417 | 63,033 | 11.60 | -14.44 | -29.12 | -1.99 |
| PLAN DE AYALA | 450,700 | 47,643 | 10.57 | 570,780 | 66,807 | 11.70 | -21.04 | -28.69 | -1.13 |
| SAN NICOLÁS | 449,134 | 43,848 | 9.76 | 526,743 | 56,279 | 10.68 | -14.73 | -22.09 | -0.92 |
| SAN PEDRO | 418,650 | 39,786 | 9.50 | 656,875 | 69,043 | 10.51 | -36.27 | -42.38 | -1.01 |
| ELDORADO | 404,520 | 36,842 | 9.11 | 378,446 | 35,786 | 9.46 | 6.89 | 2.95 | -0.35 |
| MELCHOR OCAMPO | 398,960 | 44,679 | 11.20 | 545,800 | 64,232 | 11.77 | -26.90 | -30.44 | -0.57 |
| EL MOLINO | 379,941 | 45,544 | 11.99 | 374,000 | 45,632 | 12.20 | 1.59 | -0.19 | -0.21 |
| BELLAVISTA | 353,983 | 37,362 | 10.55 | 358,357 | 40,696 | 11.36 | -1.22 | -8.19 | -0.80 |
| CUATOTOLAPAM | 334,850 | 30,376 | 9.07 | 384,413 | 40,895 | 10.64 | -12.89 | -25.72 | -1.57 |
| CASASANO (LA ABEJA) | 333,577 | 44,916 | 13.47 | 320,854 | 41,413 | 12.91 | 3.97 | 8.46 | 0.56 |

Continúa...

REPORTE DE AVANCE DE PRODUCCIÓN DE CAÑA Y AZÚCAR

Ciclo azucarero 2011/12

Reporte No. 17

SEMANA NO. 24

Período del 4 al 10 Mar. de 2012

Días acumulados de zafra: 132



1er. ESTIMADO 2011/12 – REPORTE ACUMULADO A LA SEMANA 24 - PRESENTACIÓN POR INGENIO

| INGENIO | REAL ZAFRA 2011/12 | | | 1er. ESTIMADO 2011/12 | | | VARIACIÓN (REAL / ESTIMADO) | | |
|----------------------------|--------------------|--------------------|---------------|-----------------------|--------------------|---------------|-----------------------------|--------------------|---------------|
| | Caña Molida Bruta | Azúcar Física Real | Rend. Fábrica | Caña Molida Bruta | Azúcar Física Real | Rend. Fábrica | Caña Molida Bruta | Azúcar Física Real | Rend. Fábrica |
| | (Tons.) | (Ton) | % | (Tons.) | (Ton) | % | % | % | Real - Est. |
| TOTAL | 27,586,591 | 2,925,029 | 10.60 | 30,605,843 | 3,465,349 | 11.32 | -9.86 | -15.59 | -0.72 |
| A. REGIONAL (LA PRIMAVERA) | 329,257 | 27,828 | 8.45 | 200,027 | 17,205 | 8.60 | 64.61 | 61.74 | -0.15 |
| PLAN DE SAN LUIS | 302,425 | 34,547 | 11.42 | 441,729 | 52,357 | 11.85 | -31.54 | -34.02 | -0.43 |
| PDTE. BENITO JUÁREZ | 301,349 | 28,464 | 9.45 | 367,073 | 37,149 | 10.12 | -17.90 | -23.38 | -0.67 |
| SANTA CLARA | 298,353 | 32,600 | 10.93 | 382,760 | 44,221 | 11.55 | -22.05 | -26.28 | -0.63 |
| SAN JOSÉ DE ABAJO | 286,243 | 29,314 | 10.24 | 354,382 | 41,158 | 11.61 | -19.23 | -28.78 | -1.37 |
| CTRAL. PROGRESO | 280,020 | 33,731 | 12.05 | 290,400 | 35,253 | 12.14 | -3.57 | -4.32 | -0.09 |
| EL CARMEN | 272,000 | 23,558 | 8.66 | 361,000 | 36,054 | 9.99 | -24.65 | -34.66 | -1.33 |
| SAN MIGUELITO | 253,320 | 25,101 | 9.91 | 302,501 | 34,030 | 11.25 | -16.26 | -26.24 | -1.34 |
| JOSÉ MA. MORELOS | 240,745 | 24,750 | 10.28 | 292,454 | 33,667 | 11.51 | -17.68 | -26.48 | -1.23 |
| LA JOYA | 230,367 | 23,534 | 10.22 | 271,945 | 32,002 | 11.77 | -15.29 | -26.46 | -1.55 |
| MAHUIXTLÁN | 221,097 | 23,964 | 10.84 | 214,900 | 24,244 | 11.28 | 2.88 | -1.15 | -0.44 |
| PEDERNALES | 218,686 | 23,796 | 10.88 | 228,865 | 26,255 | 11.47 | -4.45 | -9.36 | -0.59 |
| EL REFUGIO | 215,902 | 22,022 | 10.20 | 204,000 | 22,885 | 11.22 | 5.83 | -3.77 | -1.02 |
| SANTA ROSALÍA | 197,374 | 16,974 | 8.60 | 331,500 | 35,993 | 10.86 | -40.46 | -52.84 | -2.26 |
| LÁZARO CÁRDENAS | 176,645 | 20,571 | 11.65 | 154,820 | 18,539 | 11.97 | 14.10 | 10.96 | -0.33 |
| CALIPAM | 169,631 | 14,732 | 8.68 | 172,157 | 17,217 | 10.00 | -1.47 | -14.43 | -1.32 |
| NVO. SAN FRANCISCO | 148,593 | 12,009 | 8.08 | 242,355 | 22,020 | 9.09 | -38.69 | -45.46 | -1.00 |
| AZSUREMEX - TENOSIQUE | 76,114 | 6,944 | 9.12 | 91,800 | 7,525 | 8.20 | -17.09 | -7.72 | 0.93 |

REPORTE DE AVANCE DE PRODUCCIÓN DE CAÑA Y AZÚCAR

Ciclo azucarero 2011/12

Reporte No. 17

SEMANA NO. 24

Período del 4 al 10 Mar. de 2012

Días acumulados de zafra: 132



GRADO DE AVANCE 1er. ESTIMADO 2011/12 - REPORTE ACUMULADO A LA SEMANA 24 - PRESENTACIÓN POR INGENIO

| INGENIO | REAL ZAFRA 2011/12 (ACUMULADO) | | | TOTAL 1er. ESTIMADO 2011/12 | | | GRADO DE AVANCE (REAL vs TOT. EST.) | | |
|---------------------------|--------------------------------|-------------------|------------------|-----------------------------|-------------------|------------------|-------------------------------------|-------------------|---------------|
| | Sup. Cosechada | Caña Molida Bruta | Azúcar Física | Sup. Cosechada | Caña Molida Bruta | Azúcar Física | Sup. Cosechada | Caña Molida Bruta | Azúcar Física |
| | (Has.) | (Ton) | (Ton) | (Has.) | (Ton) | (Ton) | % | | |
| TOTAL | 400,295 | 27,586,591 | 2,925,029 | 718,255 | 45,929,813 | 5,339,462 | 55.73 | 60.06 | 54.78 |
| SAN CRISTÓBAL | 20,314 | 1,169,652 | 107,516 | 39,624 | 2,073,912 | 222,261 | 51.27 | 56.40 | 48.37 |
| TALA (JOSE MA. MTZ.) | 14,544 | 1,125,077 | 113,301 | 21,716 | 1,821,000 | 214,880 | 66.97 | 61.78 | 52.73 |
| TRES VALLES | 18,440 | 1,104,380 | 111,624 | 37,990 | 1,890,000 | 226,800 | 48.54 | 58.43 | 49.22 |
| ATENCINGO | 8,107 | 1,018,119 | 131,292 | 14,334 | 1,522,600 | 197,162 | 56.56 | 66.87 | 66.59 |
| PUJILTIC (LA FE) | 9,121 | 992,694 | 129,911 | 16,678 | 1,490,000 | 193,700 | 54.69 | 66.62 | 67.07 |
| SN. RAFAEL DE PUCTÉ | 16,295 | 979,855 | 86,020 | 29,100 | 1,633,668 | 173,169 | 56.00 | 59.98 | 49.67 |
| LA GLORIA | 9,947 | 913,018 | 103,540 | 16,049 | 1,350,000 | 161,433 | 61.98 | 67.63 | 64.14 |
| HUIXTLA | 9,767 | 864,554 | 86,925 | 13,862 | 1,130,000 | 116,390 | 70.45 | 76.51 | 74.68 |
| A. LÓPEZ MATEOS | 15,357 | 861,367 | 85,374 | 24,493 | 1,235,634 | 148,276 | 62.70 | 69.71 | 57.58 |
| EL POTRERO | 13,230 | 828,620 | 93,840 | 19,519 | 1,153,388 | 138,407 | 67.78 | 71.84 | 67.80 |
| QUESERÍA | 8,008 | 749,889 | 75,655 | 15,522 | 1,192,072 | 139,710 | 51.59 | 62.91 | 54.15 |
| A. SÁENZ GARZA | 11,131 | 725,715 | 74,083 | 18,760 | 1,100,000 | 124,300 | 59.33 | 65.97 | 59.60 |
| CTRAL. MOTZORONGO | 13,197 | 704,950 | 74,110 | 17,182 | 924,726 | 105,607 | 76.81 | 76.23 | 70.18 |
| EL HIGO | 10,409 | 699,793 | 80,134 | 16,220 | 1,200,000 | 153,600 | 64.17 | 58.32 | 52.17 |
| SAN FCO. AMECA | 8,741 | 690,400 | 73,718 | 13,070 | 1,050,000 | 126,483 | 66.87 | 65.75 | 58.28 |
| EMILIANO ZAPATA | 5,892 | 673,724 | 91,142 | 11,085 | 1,144,133 | 150,042 | 53.15 | 58.89 | 60.74 |
| SAN MIGUEL DEL NARANJO | 13,457 | 624,018 | 72,398 | 26,590 | 1,100,000 | 136,873 | 50.61 | 56.73 | 52.89 |
| TAMAZULA | 5,119 | 604,505 | 69,239 | 12,270 | 1,246,288 | 153,658 | 41.72 | 48.50 | 45.06 |
| EL MODELO | 6,146 | 566,696 | 62,215 | 10,598 | 935,000 | 106,132 | 57.99 | 60.61 | 58.62 |
| LOS MOCHIS | 7,007 | 553,467 | 46,065 | 7,654 | 613,605 | 58,599 | 91.54 | 90.20 | 78.61 |
| PUGA | 6,977 | 530,500 | 57,106 | 17,650 | 1,217,850 | 146,142 | 39.53 | 43.56 | 39.08 |
| EL MANTE | 6,949 | 495,919 | 48,820 | 14,265 | 810,000 | 89,191 | 48.71 | 61.22 | 54.74 |
| PÁNUCO (ZAPOAPITA) | 5,265 | 488,530 | 56,425 | 14,824 | 1,116,085 | 138,994 | 35.51 | 43.77 | 40.60 |
| P. MACHADO (LA MARGARITA) | 10,374 | 480,820 | 50,950 | 13,363 | 574,723 | 70,485 | 77.63 | 83.66 | 72.28 |
| LA PROVIDENCIA | 7,630 | 467,511 | 51,330 | 11,425 | 700,000 | 81,550 | 66.79 | 66.79 | 62.94 |
| ALIANZA POPULAR | 12,154 | 465,414 | 52,186 | 16,865 | 688,749 | 82,939 | 72.07 | 67.57 | 62.92 |
| CONSTANCIA | 7,797 | 464,967 | 44,676 | 13,538 | 673,554 | 75,438 | 57.59 | 69.03 | 59.22 |
| PLAN DE AYALA | 9,951 | 450,700 | 47,643 | 16,604 | 801,566 | 96,276 | 59.93 | 56.23 | 49.49 |
| SAN NICOLÁS | 7,234 | 449,134 | 43,848 | 13,836 | 750,000 | 81,832 | 52.29 | 59.88 | 53.58 |
| SAN PEDRO | 6,080 | 418,650 | 39,786 | 13,758 | 810,094 | 86,299 | 44.20 | 51.68 | 46.10 |
| ELDORADO | 3,957 | 404,520 | 36,842 | 7,191 | 720,000 | 73,517 | 55.02 | 56.18 | 50.11 |
| MELCHOR OCAMPO | 3,447 | 398,960 | 44,679 | 8,391 | 850,000 | 102,748 | 41.07 | 46.94 | 43.48 |
| EL MOLINO | 7,002 | 379,941 | 45,544 | 10,529 | 694,917 | 88,962 | 66.51 | 54.67 | 51.19 |
| BELLAVISTA | 4,694 | 353,983 | 37,362 | 5,565 | 410,413 | 47,645 | 84.36 | 86.25 | 78.42 |
| CUATOTOLAPAM | 6,529 | 334,850 | 30,376 | 10,060 | 525,000 | 56,921 | 64.91 | 63.78 | 53.36 |
| CASASANO (LA ABEJA) | 2,634 | 333,577 | 44,916 | 4,625 | 486,125 | 64,169 | 56.96 | 68.62 | 70.00 |

Continúa...

REPORTE DE AVANCE DE PRODUCCIÓN DE CAÑA Y AZÚCAR

Ciclo azucarero 2011/12

Reporte No. 17

SEMANA NO. 24

Período del 4 al 10 Mar. de 2012

Días acumulados de zafra: 132



**GRADO DE AVANCE 1er. ESTIMADO 2011/12 - REPORTE ACUMULADO A LA SEMANA 24 -
PRESENTACIÓN POR INGENIO**

| INGENIO | REAL ZAFRA 2011/12 (ACUMULADO) | | | TOTAL 1er. ESTIMADO 2011/12 | | | GRADO DE AVANCE (REAL vs TOT. EST.) | | |
|----------------------------|-----------------------------------|-------------------------|------------------|-----------------------------|-------------------------|------------------|--|-------------------------|------------------|
| | Sup. Cose- chada | Caña Molida Bruta | Azúcar Física | Sup. Cose- chada | Caña Molida Bruta | Azúcar Física | Sup. Cose- chada | Caña Molida Bruta | Azúcar Física |
| | (Has.) | (Ton) | (Ton) | (Has.) | (Ton) | (Ton) | % | | |
| TOTAL | 400,295 | 27,586,591 | 2,925,029 | 718,255 | 45,929,813 | 5,339,462 | 55.73 | 60.06 | 54.78 |
| A. REGIONAL (LA PRIMAVERA) | 4,089 | 329,257 | 27,828 | 5,873 | 481,221 | 44,489 | 69.63 | 68.42 | 62.55 |
| PLAN DE SAN LUIS | 6,966 | 302,425 | 34,547 | 15,818 | 740,000 | 92,596 | 44.04 | 40.87 | 37.31 |
| PDTE. BENITO JUÁREZ | 5,132 | 301,349 | 28,464 | 17,737 | 960,056 | 105,534 | 28.93 | 31.39 | 26.97 |
| SANTA CLARA | 4,025 | 298,353 | 32,600 | 6,603 | 520,000 | 61,360 | 60.96 | 57.38 | 53.13 |
| SAN JOSÉ DE ABAJO | 5,223 | 286,243 | 29,314 | 8,461 | 464,268 | 54,954 | 61.73 | 61.65 | 53.34 |
| CTRAL. PROGRESO | 7,352 | 280,020 | 33,731 | 9,958 | 402,000 | 49,086 | 73.83 | 69.66 | 68.72 |
| EL CARMEN | 4,805 | 272,000 | 23,558 | 8,751 | 560,000 | 57,680 | 54.91 | 48.57 | 40.84 |
| SAN MIGUELITO | 3,373 | 253,320 | 25,101 | 6,242 | 420,000 | 48,258 | 54.04 | 60.31 | 52.01 |
| JOSÉ MA. MORELOS | 3,036 | 240,745 | 24,750 | 7,366 | 467,257 | 55,137 | 41.22 | 51.52 | 44.89 |
| LA JOYA | 4,200 | 230,367 | 23,534 | 8,999 | 424,290 | 50,746 | 46.67 | 54.29 | 46.38 |
| MAHUIXTLÁN | 2,777 | 221,097 | 23,964 | 6,160 | 350,000 | 40,250 | 45.08 | 63.17 | 59.54 |
| PEDERNALES | 2,244 | 218,686 | 23,796 | 3,577 | 340,047 | 39,785 | 62.74 | 64.31 | 59.81 |
| EL REFUGIO | 4,003 | 215,902 | 22,022 | 6,506 | 348,616 | 40,822 | 61.53 | 61.93 | 53.95 |
| SANTA ROSALÍA | 2,961 | 197,374 | 16,974 | 10,654 | 635,000 | 70,841 | 27.79 | 31.08 | 23.96 |
| LÁZARO CÁRDENAS | 1,955 | 176,645 | 20,571 | 3,100 | 248,030 | 30,247 | 63.05 | 71.22 | 68.01 |
| CALIPAM * | 1,755 | 169,631 | 14,732 | 1,927 | 172,157 | 17,216 | 91.06 | 98.53 | 85.58 |
| NVO. SAN FRANCISCO | 2,206 | 148,593 | 12,009 | 7,862 | 380,283 | 36,127 | 28.06 | 39.07 | 33.24 |
| AZSUREMEX - TENOSIQUE | 1,291 | 76,114 | 6,944 | 3,166 | 160,587 | 13,745 | 40.76 | 47.40 | 50.52 |

* **Nota:** El Ingenio ha concluido la zafra, por lo que el indicador es **Grado de Cumplimiento** respecto de lo proyectado en el 1er. Estimado de Producción

REPORTE DE AVANCE DE PRODUCCIÓN DE CAÑA Y AZÚCAR

Ciclo azucarero 2011/12

Reporte No. 17

SEMANA NO. 24

Período del 4 al 10 Mar. de 2012

Días acumulados de zafra: 132



1er. ESTIMADO 2011/12 - REPORTE DE LA SEMANA 24 - PRESENTACIÓN POR ESTADO

| ESTADO | REAL ZAFRA 2011/12 | | | 1er. ESTIMADO 2011/12 | | | VARIACIÓN (REAL / ESTIMADO) | | |
|-----------------|--------------------|--------------------|---------------|-----------------------|--------------------|---------------|-----------------------------|--------------------|---------------|
| | Caña Molida Bruta | Azúcar Física Real | Rend. Fábrica | Caña Molida Bruta | Azúcar Física Real | Rend. Fábrica | Caña Molida Bruta | Azúcar Física Real | Rend. Fábrica |
| | (Tons.) | (Ton) | % | (Tons.) | (Ton) | % | % | % | Real - Est. |
| TOTAL | 2,295,783 | 262,996 | 11.46 | 2,314,833 | 278,543 | 12.03 | -0.82 | -5.58 | -0.58 |
| VERACRUZ | 895,298 | 100,993 | 11.28 | 909,169 | 105,267 | 11.58 | -1.53 | -4.06 | -0.30 |
| JALISCO | 280,852 | 33,051 | 11.77 | 269,420 | 34,942 | 12.97 | 4.24 | -5.41 | -1.20 |
| SAN LUIS POTOSÍ | 174,080 | 19,552 | 11.23 | 181,366 | 23,230 | 12.81 | -4.02 | -15.83 | -1.58 |
| CHIAPAS | 112,546 | 13,482 | 11.98 | 112,298 | 14,003 | 12.47 | 0.22 | -3.72 | -0.49 |
| OAXACA | 112,034 | 12,185 | 10.88 | 112,805 | 14,311 | 12.69 | -0.68 | -14.86 | -1.81 |
| SINALOA | 110,722 | 10,708 | 9.67 | 128,350 | 12,928 | 10.07 | -13.73 | -17.17 | -0.40 |
| TABASCO | 102,955 | 10,562 | 10.26 | 98,421 | 10,704 | 10.88 | 4.61 | -1.33 | -0.62 |
| NAYARIT | 91,682 | 11,350 | 12.38 | 92,600 | 11,450 | 12.37 | -0.99 | -0.87 | 0.02 |
| TAMAULIPAS | 85,289 | 10,175 | 11.93 | 79,150 | 9,360 | 11.83 | 7.76 | 8.71 | 0.10 |
| MORELOS | 71,346 | 10,101 | 14.16 | 67,252 | 9,152 | 13.61 | 6.09 | 10.38 | 0.55 |
| MICHOACÁN | 65,135 | 7,609 | 11.68 | 63,850 | 7,811 | 12.23 | 2.01 | -2.59 | -0.55 |
| PUEBLA | 64,030 | 9,038 | 14.12 | 64,600 | 8,828 | 13.67 | -0.88 | 2.38 | 0.45 |
| QUINTANA ROO | 59,775 | 5,940 | 9.94 | 60,000 | 6,972 | 11.62 | -0.38 | -14.80 | -1.68 |
| COLIMA | 40,144 | 4,651 | 11.58 | 45,360 | 5,824 | 12.84 | -11.50 | -20.15 | -1.26 |
| CAMPECHE | 29,895 | 3,600 | 12.04 | 30,192 | 3,761 | 12.46 | -0.98 | -4.29 | -0.42 |

1er. ESTIMADO 2011/12 – REPORTE ACUMULADO A LA SEMANA 24 - PRESENTACIÓN POR ESTADO

| ESTADO | REAL ZAFRA 2011/12 | | | 1er. ESTIMADO 2011/12 | | | VARIACIÓN (REAL / ESTIMADO) | | |
|-----------------|--------------------|--------------------|---------------|-----------------------|--------------------|---------------|-----------------------------|--------------------|---------------|
| | Caña Molida Bruta | Azúcar Física Real | Rend. Fábrica | Caña Molida Bruta | Azúcar Física Real | Rend. Fábrica | Caña Molida Bruta | Azúcar Física Real | Rend. Fábrica |
| | (Tons.) | (Ton) | % | (Tons.) | (Ton) | % | % | % | Real - Est. |
| TOTAL | 27,586,591 | 2,925,029 | 10.60 | 30,605,843 | 3,465,349 | 11.32 | -9.86 | -15.59 | -0.72 |
| VERACRUZ | 10,072,024 | 1,047,098 | 10.40 | 11,799,820 | 1,310,143 | 11.10 | -14.64 | -20.08 | -0.71 |
| JALISCO | 3,413,670 | 363,049 | 10.64 | 3,831,150 | 438,767 | 11.45 | -10.90 | -17.26 | -0.82 |
| CHIAPAS | 1,857,248 | 216,835 | 11.68 | 1,869,843 | 219,326 | 11.73 | -0.67 | -1.14 | -0.05 |
| SAN LUIS POTOSÍ | 1,842,557 | 206,774 | 11.22 | 2,191,505 | 258,952 | 11.82 | -15.92 | -20.15 | -0.59 |
| OAXACA | 1,558,089 | 158,345 | 10.16 | 1,624,321 | 191,279 | 11.78 | -4.08 | -17.22 | -1.61 |
| SINALOA | 1,287,244 | 110,735 | 8.60 | 1,135,473 | 105,357 | 9.28 | 13.37 | 5.10 | -0.68 |
| TAMAULIPAS | 1,221,635 | 122,903 | 10.06 | 1,403,603 | 158,303 | 11.28 | -12.96 | -22.36 | -1.22 |
| PUEBLA | 1,187,750 | 146,025 | 12.29 | 1,232,757 | 152,627 | 12.38 | -3.65 | -4.33 | -0.09 |
| MORELOS | 1,007,301 | 136,058 | 13.51 | 1,031,604 | 133,794 | 12.97 | -2.36 | 1.69 | 0.54 |
| QUINTANA ROO | 979,855 | 86,020 | 8.78 | 938,000 | 99,033 | 10.56 | 4.46 | -13.14 | -1.78 |
| NAYARIT | 910,441 | 102,650 | 11.27 | 838,300 | 96,772 | 11.54 | 8.61 | 6.07 | -0.27 |
| COLIMA | 749,889 | 75,655 | 10.09 | 880,704 | 99,313 | 11.28 | -14.85 | -23.82 | -1.19 |
| MICHOACÁN | 693,684 | 76,967 | 11.10 | 766,445 | 89,015 | 11.61 | -9.49 | -13.53 | -0.52 |
| TABASCO | 574,837 | 52,381 | 9.11 | 790,373 | 80,666 | 10.21 | -27.27 | -35.06 | -1.09 |
| CAMPECHE | 230,367 | 23,534 | 10.22 | 271,945 | 32,002 | 11.77 | -15.29 | -26.46 | -1.55 |

REPORTE DE AVANCE DE PRODUCCIÓN DE CAÑA Y AZÚCAR

Ciclo azucarero 2011/12

Reporte No. 17

SEMANA NO. 24

Período del 4 al 10 Mar. de 2012

Días acumulados de zafra: 132



GRADO DE AVANCE 1er. ESTIMADO 2011/12 - REPORTE ACUMULADO A LA SEMANA 24 - PRESENTACIÓN POR ESTADO

| ESTADO | REAL ZAFRA 2011/12 (ACUMULADO) | | | TOTAL 1er. ESTIMADO 2011/12 | | | GRADO DE AVANCE (REAL vs TOTAL EST.) | | |
|-----------------|--------------------------------|-------------------|------------------|-----------------------------|-------------------|------------------|--------------------------------------|-------------------|---------------|
| | Sup. Cosecha-da | Caña Molida Bruta | Azúcar Física | Sup. Cosechada | Caña Molida Bruta | Azúcar Física | Sup. Cosechada | Caña Molida Bruta | Azúcar Física |
| | (Has.) | (Ton) | (Ton) | (Has.) | (Ton) | (Ton) | % | | |
| TOTAL | 400,295 | 27,586,591 | 2,925,029 | 718,255 | 45,929,813 | 5,339,462 | 55.73 | 60.06 | 54.78 |
| VERACRUZ | 157,956 | 10,072,024 | 1,047,098 | 286,746 | 16,899,209 | 1,921,629 | 55.09 | 59.60 | 54.49 |
| JALISCO | 39,580 | 3,413,670 | 363,049 | 68,378 | 5,844,957 | 700,551 | 57.88 | 58.40 | 51.82 |
| CHIAPAS | 18,887 | 1,857,248 | 216,835 | 30,540 | 2,620,000 | 310,090 | 61.84 | 70.89 | 69.93 |
| SAN LUIS POTOSÍ | 42,529 | 1,842,557 | 206,774 | 75,877 | 3,330,315 | 408,684 | 56.05 | 55.33 | 50.60 |
| OAXACA | 29,734 | 1,558,089 | 158,345 | 44,363 | 2,158,973 | 259,583 | 67.02 | 72.17 | 61.00 |
| SINALOA | 15,052 | 1,287,244 | 110,735 | 20,718 | 1,814,826 | 176,605 | 72.65 | 70.93 | 62.70 |
| TAMAULIPAS | 18,079 | 1,221,635 | 122,903 | 33,025 | 1,910,000 | 213,491 | 54.74 | 63.96 | 57.57 |
| PUEBLA | 9,862 | 1,187,750 | 146,025 | 16,261 | 1,694,757 | 214,378 | 60.65 | 70.08 | 68.12 |
| MORELOS | 8,526 | 1,007,301 | 136,058 | 15,710 | 1,630,258 | 214,211 | 54.27 | 61.79 | 63.52 |
| QUINTANA ROO | 16,295 | 979,855 | 86,020 | 29,100 | 1,633,668 | 173,169 | 56.00 | 59.98 | 49.67 |
| NAYARIT | 13,979 | 910,441 | 102,650 | 28,179 | 1,912,767 | 235,104 | 49.61 | 47.60 | 43.66 |
| COLIMA | 8,008 | 749,889 | 75,655 | 15,522 | 1,192,072 | 139,710 | 51.59 | 62.91 | 54.15 |
| MICHOACÁN | 8,224 | 693,684 | 76,967 | 13,280 | 1,108,077 | 131,392 | 61.93 | 62.60 | 58.58 |
| TABASCO | 9,384 | 574,837 | 52,381 | 31,557 | 1,755,644 | 190,120 | 29.74 | 32.74 | 27.55 |
| CAMPECHE | 4,200 | 230,367 | 23,534 | 8,999 | 424,290 | 50,746 | 46.67 | 54.29 | 46.38 |

REPORTE DE AVANCE DE PRODUCCIÓN DE CAÑA Y AZÚCAR

Ciclo azucarero 2011/12

Reporte No. 17

SEMANA NO. 24

Período del 4 al 10 Mar. de 2012

Días acumulados de zafra: 132



1er. ESTIMADO 2011/12 - REPORTE DE LA SEMANA 24 - PRESENTACIÓN POR CONSORCIO ^{2/}

| CONSORCIO | ZAFRA 2011/12 | | | 1er. ESTIMADO 2011/12 | | | VARIACIÓN (REAL / ESTIMADO) | | |
|----------------------------|-------------------|----------------|------------------|-----------------------|----------------|------------------|-----------------------------|---------------|------------------|
| | Caña Molida Bruta | Azúcar Física | Rend. de Fábrica | Caña Molida Bruta | Azúcar Física | Rend. de Fábrica | Caña Molida Bruta | Azúcar Física | Rend. de Fábrica |
| | (Tons.) | (Tons.) | (%) | (Tons.) | (Tons.) | (%) | (%) | (%) | Dif. |
| TOTAL | 2,295,783 | 262,996 | 11.46 | 2,314,833 | 278,543 | 12.03 | -0.82 | -5.58 | -0.58 |
| FEESA (9) | 463,231 | 56,884 | 12.28 | 466,203 | 57,889 | 12.42 | -0.64 | -1.74 | -0.14 |
| BETA SAN MIGUEL (6) | 263,828 | 28,845 | 10.93 | 269,126 | 32,654 | 12.13 | -1.97 | -11.67 | -1.20 |
| ZUCARMEX (5) | 200,052 | 23,022 | 11.51 | 214,198 | 26,147 | 12.21 | -6.60 | -11.95 | -0.70 |
| G. AZUCARERO MÉXICO (4) | 189,738 | 20,591 | 10.85 | 180,751 | 22,392 | 12.39 | 4.97 | -8.04 | -1.54 |
| SANTOS (6) | 155,510 | 16,944 | 10.90 | 164,593 | 18,860 | 11.46 | -5.52 | -10.16 | -0.56 |
| PORRES (3) | 139,897 | 15,367 | 10.98 | 134,700 | 15,424 | 11.45 | 3.86 | -0.37 | -0.47 |
| SÁENZ (3) | 139,158 | 16,623 | 11.95 | 128,020 | 15,648 | 12.22 | 8.70 | 6.24 | -0.28 |
| PIASA (2) | 131,119 | 14,007 | 10.68 | 141,250 | 18,217 | 12.90 | -7.17 | -23.11 | -2.21 |
| G. AZUCAR. DEL TRÓPICO (2) | 116,604 | 14,172 | 12.15 | 112,224 | 13,740 | 12.24 | 3.90 | 3.14 | -0.09 |
| LA MARGARITA (3) | 94,034 | 11,205 | 11.92 | 89,028 | 11,279 | 12.67 | 5.62 | -0.66 | -0.75 |
| MOTZORONGO (2) | 83,834 | 9,618 | 11.47 | 75,000 | 9,045 | 12.06 | 11.78 | 6.33 | -0.59 |
| PUGA | 58,700 | 6,983 | 11.90 | 60,600 | 7,290 | 12.03 | -3.14 | -4.22 | -0.13 |
| GARCÍA GONZÁLEZ (3) | 53,800 | 5,073 | 9.43 | 55,692 | 5,775 | 10.37 | -3.40 | -12.16 | -0.94 |
| PANTALEÓN | 50,475 | 6,328 | 12.54 | 48,900 | 6,149 | 12.58 | 3.22 | 2.90 | -0.04 |
| LOS MOCHIS | 47,377 | 4,689 | 9.90 | 58,100 | 6,100 | 10.50 | -18.46 | -23.13 | -0.60 |
| FANJUL | 37,698 | 4,129 | 10.95 | 34,398 | 3,841 | 11.17 | 9.59 | 7.49 | -0.21 |
| MENCHACA | 32,982 | 4,368 | 13.24 | 32,000 | 4,160 | 13.00 | 3.07 | 5.00 | 0.24 |
| PERNO | 24,746 | 2,800 | 11.32 | 23,550 | 2,944 | 12.50 | 5.08 | -4.87 | -1.18 |
| JIMÉNEZ SAINZ | 13,000 | 1,349 | 10.38 | 11,700 | 989 | 8.45 | 11.11 | 36.44 | 1.93 |

NOTAS: 2/ El valor entre paréntesis corresponde al número de ingenios que agrupa el Consorcio, cuando este dato es mayor a 1.

REPORTE DE AVANCE DE PRODUCCIÓN DE CAÑA Y AZÚCAR

Ciclo azucarero 2011/12

Reporte No. 17

SEMANA NO. 24

Período del 4 al 10 Mar. de 2012

Días acumulados de zafra: 132



1er. ESTIMADO 2011/12 – REPORTE ACUM.A LA SEMANA 24 - PRESENTACIÓN POR CONSORCIO ^{2/}

| CONSORCIO | REAL ZAFRA 2011/12 | | | 1er. ESTIMADO 2011/12 | | | VARIACIÓN (REAL / ESTIMADO) | | |
|----------------------------|--------------------|--------------------|---------------|-----------------------|--------------------|---------------|-----------------------------|--------------------|---------------|
| | Caña Molida Bruta | Azúcar Física Real | Rend. Fábrica | Caña Molida Bruta | Azúcar Física Real | Rend. Fábrica | Caña Molida Bruta | Azúcar Física Real | Rend. Fábrica |
| | (Tons.) | (Ton) | % | (Tons.) | (Ton) | % | % | % | Real - Est. |
| TOTAL | 27,586,591 | 2,925,029 | 10.60 | 30,605,843 | 3,465,349 | 11.32 | -9.86 | -15.59 | -0.72 |
| FEESA (9) | 5,613,644 | 641,900 | 11.43 | 6,195,977 | 724,994 | 11.70 | -9.40 | -11.46 | -0.27 |
| BETA SAN MIGUEL (6) | 3,706,503 | 369,441 | 9.97 | 4,076,471 | 459,410 | 11.27 | -9.08 | -19.58 | -1.30 |
| ZUCARMEX (5) | 2,641,801 | 306,516 | 11.60 | 2,794,720 | 341,209 | 12.21 | -5.47 | -10.17 | -0.61 |
| G. AZUCARERO MÉXICO (4) | 2,007,591 | 199,177 | 9.92 | 2,199,339 | 236,850 | 10.77 | -8.72 | -15.91 | -0.85 |
| PIASA (2) | 1,965,747 | 196,998 | 10.02 | 2,182,500 | 249,128 | 11.41 | -9.93 | -20.93 | -1.39 |
| SÁENZ (3) | 1,826,140 | 192,142 | 10.52 | 2,049,292 | 232,840 | 11.36 | -10.89 | -17.48 | -0.84 |
| SANTOS (6) | 1,823,633 | 191,362 | 10.49 | 2,158,241 | 232,662 | 10.78 | -15.50 | -17.75 | -0.29 |
| PORRES (3) | 1,581,557 | 159,310 | 10.07 | 1,912,485 | 202,154 | 10.57 | -17.30 | -21.19 | -0.50 |
| G. AZUCAR. DEL TRÓPICO (2) | 1,143,385 | 127,074 | 11.11 | 1,184,445 | 139,431 | 11.77 | -3.47 | -8.86 | -0.66 |
| LA MARGARITA (3) | 1,001,585 | 109,431 | 10.93 | 1,121,675 | 134,741 | 12.01 | -10.71 | -18.78 | -1.09 |
| MOTZORONGO (2) | 920,852 | 96,132 | 10.44 | 892,500 | 101,013 | 11.32 | 3.18 | -4.83 | -0.88 |
| GARCÍA GONZÁLEZ (3) | 590,224 | 50,299 | 8.52 | 775,512 | 75,291 | 9.71 | -23.89 | -33.19 | -1.19 |
| LOS MOCHIS | 553,467 | 46,065 | 8.32 | 557,000 | 52,366 | 9.40 | -0.63 | -12.03 | -1.08 |
| PUGA | 530,500 | 57,106 | 10.76 | 464,300 | 51,140 | 11.01 | 14.26 | 11.67 | -0.25 |
| PANTALEÓN | 488,530 | 56,425 | 11.55 | 673,661 | 81,527 | 12.10 | -27.48 | -30.79 | -0.55 |
| FANJUL | 449,134 | 43,848 | 9.76 | 526,743 | 56,279 | 10.68 | -14.73 | -22.09 | -0.92 |
| MENCHACA | 379,941 | 45,544 | 11.99 | 374,000 | 45,632 | 12.20 | 1.59 | -0.19 | -0.21 |
| PERNO | 286,243 | 29,314 | 10.24 | 354,382 | 41,158 | 11.61 | -19.23 | -28.78 | -1.37 |
| JIMÉNEZ SAINZ | 76,114 | 6,944 | 9.12 | 91,800 | 7,525 | 8.20 | -17.09 | -7.72 | 0.93 |

NOTAS: 2/ El valor entre paréntesis corresponde al número de ingenios que agrupa el Consorcio, cuando este dato es mayor a 1.

REPORTE DE AVANCE DE PRODUCCIÓN DE CAÑA Y AZÚCAR

Ciclo azucarero 2011/12

Reporte No. 17

SEMANA NO. 24

Período del 4 al 10 Mar. de 2012

Días acumulados de zafra: 132



**GRADO DE AVANCE 1er. ESTIMADO 2011/12 - REPORTE ACUMULADO A LA SEMANA 24 -
PRESENTACIÓN POR CONSORCIO ^{2/}**

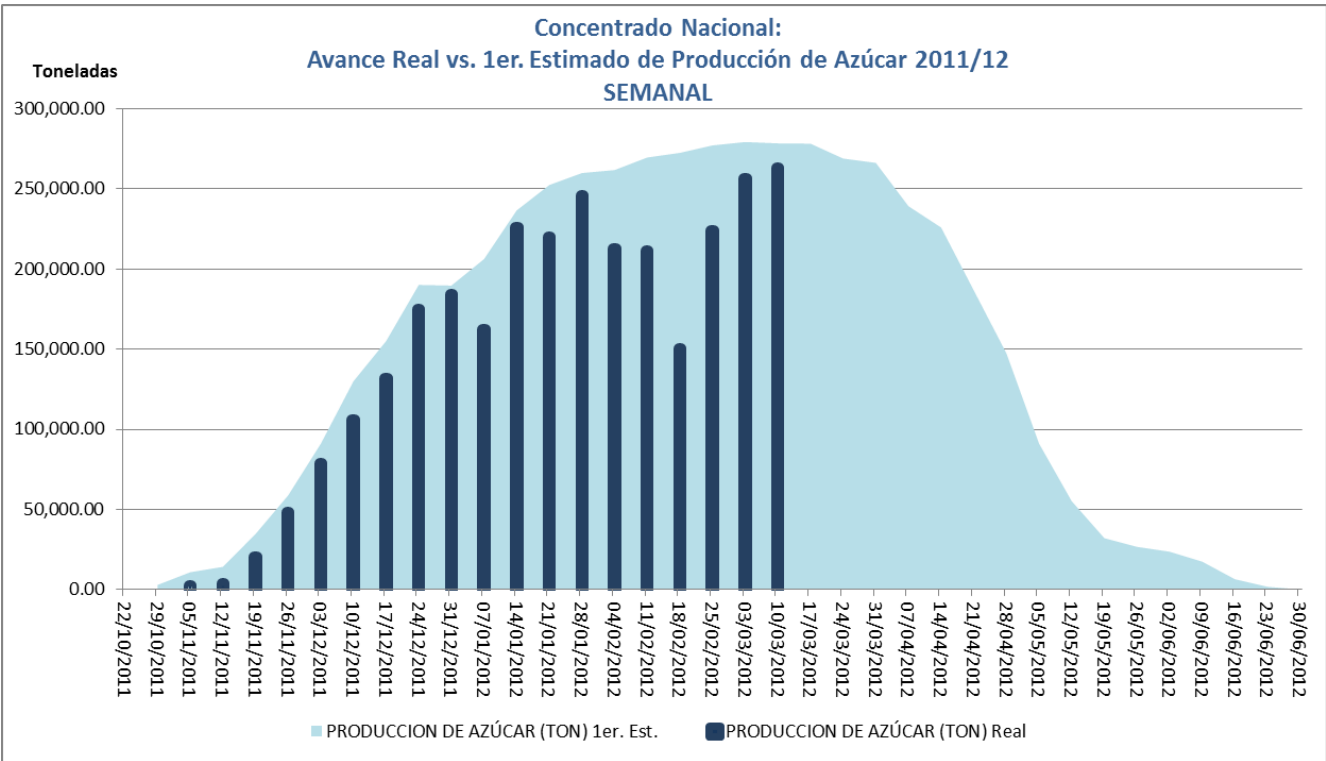
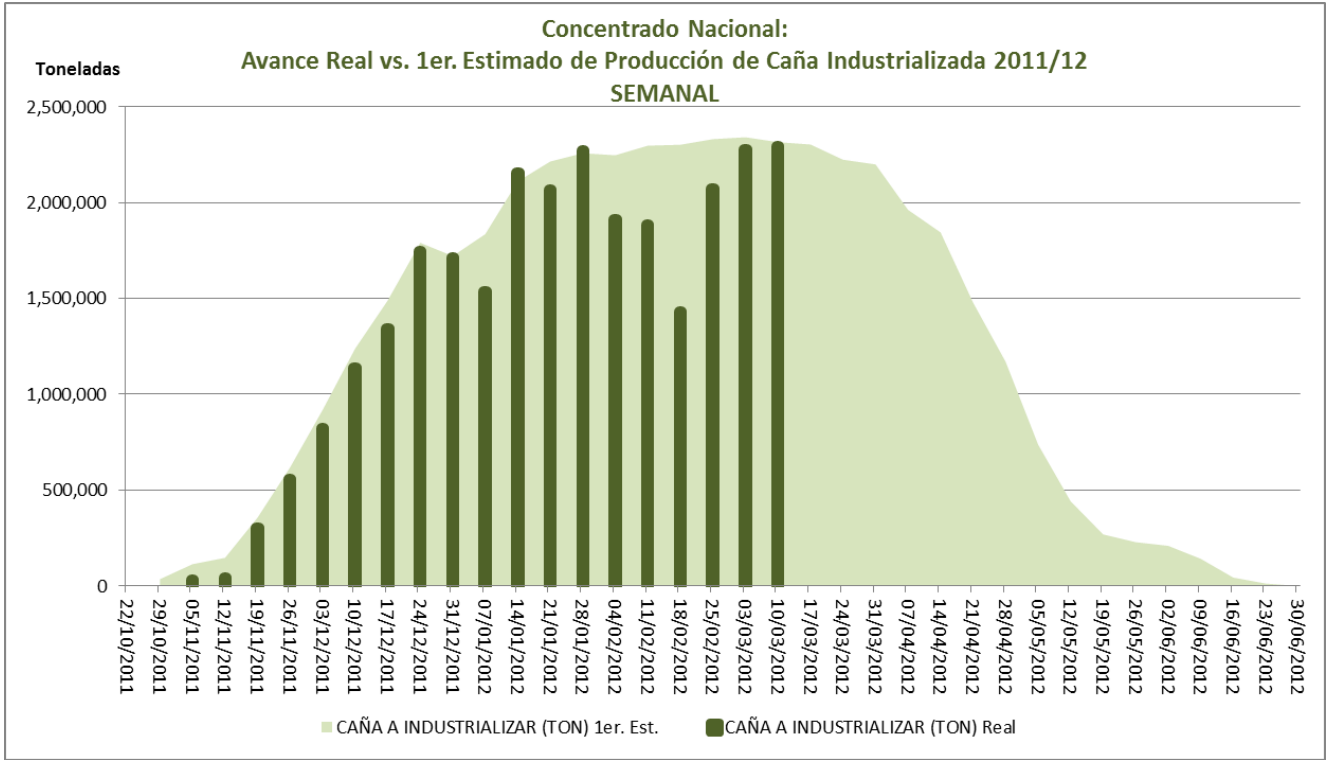
| CONSORCIO | REAL ZAFRA 2011/12 (ACUMULADO) | | | TOTAL 1er. ESTIMADO 2011/12 | | | GRADO DE AVANCE (REAL vs TOTAL EST.) | | |
|----------------------------|-----------------------------------|-------------------|------------------|-----------------------------|-------------------|------------------|--------------------------------------|-------------------|---------------|
| | Sup. Cosechada | Caña Molida Bruta | Azúcar Física | Sup. Cosechada | Caña Molida Bruta | Azúcar Física | Sup. Cosechada | Caña Molida Bruta | Azúcar Física |
| | (Has.) | (Ton) | (Ton) | (Has.) | (Ton) | (Ton) | % | | |
| TOTAL | 400,295 | 27,586,591 | 2,925,029 | 718,255 | 45,929,813 | 5,339,462 | 55.73 | 60.06 | 54.78 |
| FEESA (9) | 74,292 | 5,613,644 | 641,900 | 133,270 | 9,175,157 | 1,100,576 | 55.75 | 61.18 | 58.32 |
| BETA SAN MIGUEL (6) | 57,259 | 3,706,503 | 369,441 | 108,474 | 6,284,294 | 722,514 | 52.79 | 58.98 | 51.13 |
| ZUCARMEX (5) | 29,842 | 2,641,801 | 306,516 | 53,323 | 4,371,221 | 534,787 | 55.97 | 60.44 | 57.32 |
| G. AZUCARERO MÉXICO (4) | 25,588 | 2,007,591 | 199,177 | 49,745 | 3,749,086 | 424,178 | 51.44 | 53.55 | 46.96 |
| PIASA (2) | 33,797 | 1,965,747 | 196,998 | 62,483 | 3,125,634 | 375,076 | 54.09 | 62.89 | 52.52 |
| SÁENZ (3) | 23,198 | 1,826,140 | 192,142 | 45,294 | 3,156,288 | 367,149 | 51.22 | 57.86 | 52.33 |
| SANTOS (6) | 35,573 | 1,823,633 | 191,362 | 55,202 | 2,895,606 | 323,566 | 64.44 | 62.98 | 59.14 |
| PORRES (3) | 19,872 | 1,581,557 | 159,310 | 34,223 | 2,460,094 | 264,049 | 58.07 | 64.29 | 60.33 |
| G. AZUCAR. DEL TRÓPICO (2) | 14,147 | 1,143,385 | 127,074 | 25,048 | 1,774,290 | 212,179 | 56.48 | 64.44 | 59.89 |
| LA MARGARITA (3) | 20,762 | 1,001,585 | 109,431 | 30,687 | 1,443,980 | 174,708 | 67.66 | 69.36 | 62.64 |
| MOTZORONGO (2) | 17,201 | 920,852 | 96,132 | 23,688 | 1,273,342 | 146,429 | 72.61 | 72.32 | 65.65 |
| GARCÍA GONZÁLEZ (3) | 8,766 | 590,224 | 50,299 | 18,540 | 1,112,440 | 111,023 | 47.28 | 53.06 | 45.31 |
| LOS MOCHIS | 7,007 | 553,467 | 46,065 | 7,654 | 613,605 | 58,599 | 91.54 | 90.20 | 78.61 |
| PUGA | 6,977 | 530,500 | 57,106 | 17,650 | 1,217,850 | 146,142 | 39.53 | 43.56 | 39.08 |
| PANTALEÓN | 5,265 | 488,530 | 56,425 | 14,824 | 1,116,085 | 138,994 | 35.51 | 43.77 | 40.60 |
| FANJUL | 7,234 | 449,134 | 43,848 | 13,836 | 750,000 | 81,832 | 52.29 | 59.88 | 53.58 |
| MENCHACA | 7,002 | 379,941 | 45,544 | 10,529 | 694,917 | 88,962 | 66.51 | 54.67 | 51.19 |
| PERNO | 5,223 | 286,243 | 29,314 | 8,461 | 464,268 | 54,954 | 61.73 | 61.65 | 53.34 |
| JIMÉNEZ SAINZ | 1,291 | 76,114 | 6,944 | 3,166 | 160,587 | 13,745 | 40.76 | 47.40 | 50.52 |

NOTAS: 2/ El valor entre paréntesis corresponde al número de ingenios que agrupa el Consorcio, cuando este dato es mayor a 1.



ANEXO

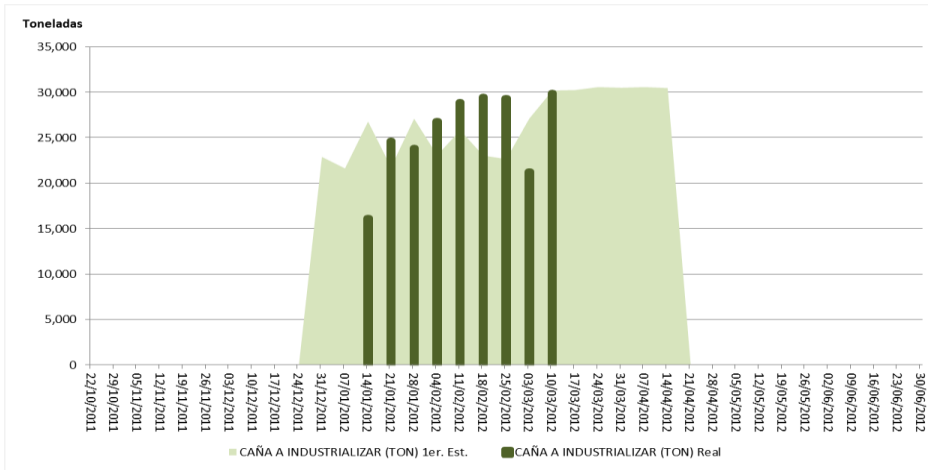
COMPARATIVO AVANCE REAL Y PRIMER ESTIMADO



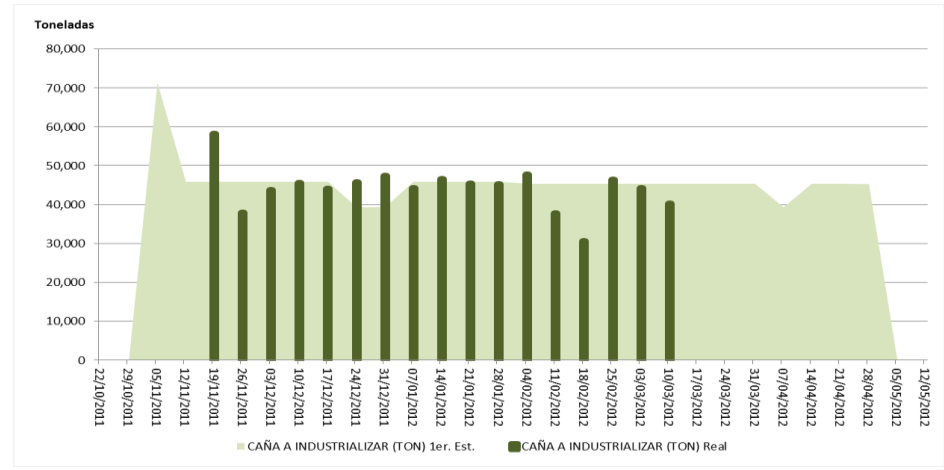


ANEXO COMPARATIVO AVANCE REAL Y PRIMER ESTIMADO

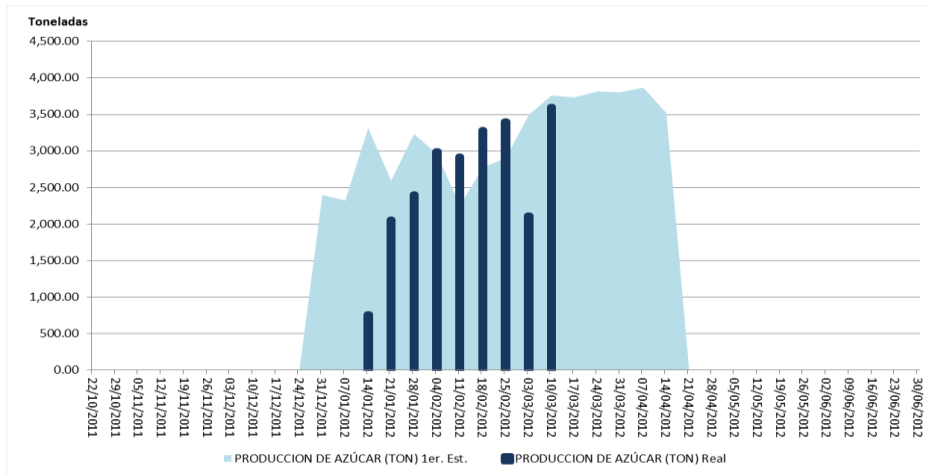
Campeche: Avance real vs. 1er. Estimado de producción de Caña Industrializada 2011/12 – SEMANAL



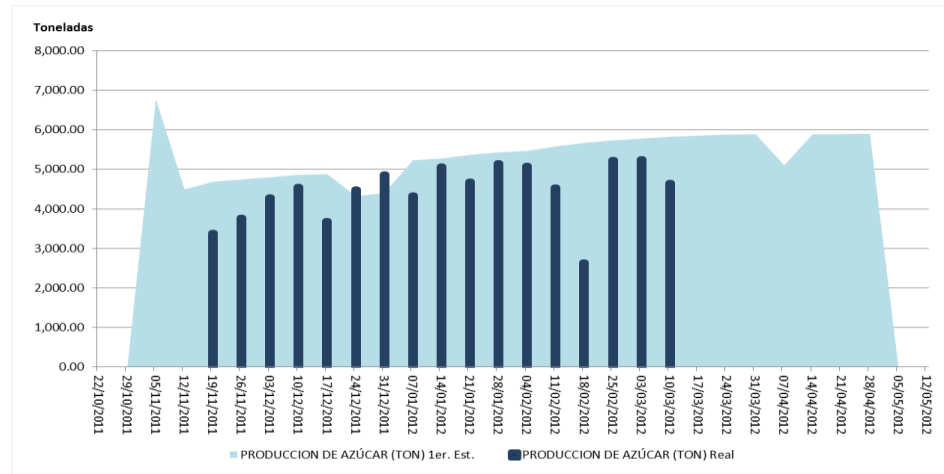
Colima: Avance real vs. 1er. Estimado de producción de Caña Industrializada 2011/12 – SEMANAL



Campeche: Avance real vs. 1er. Estimado de producción de Azúcar 2011/12 SEMANAL



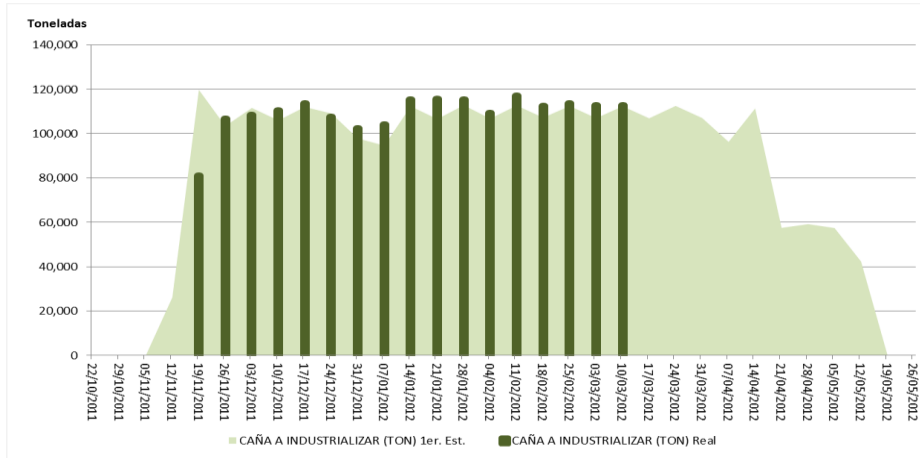
Colima: Avance real vs. 1er. Estimado de producción de Azúcar 2011/12 SEMANAL



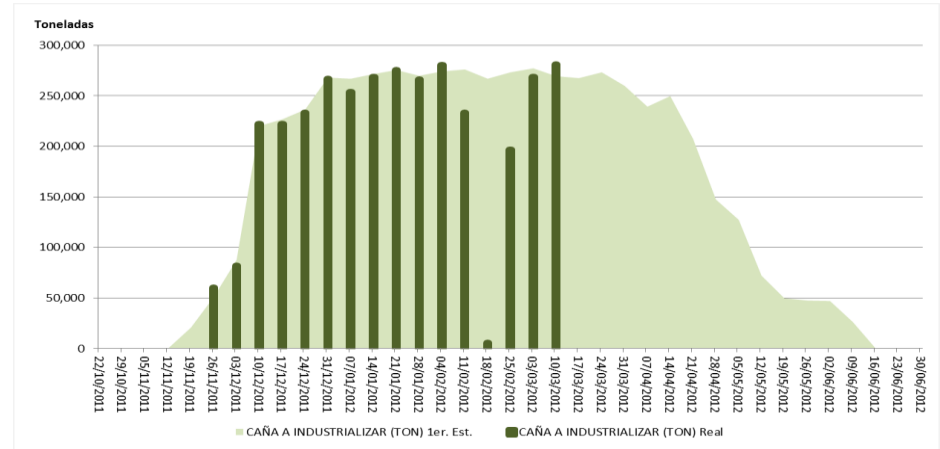


ANEXO COMPARATIVO AVANCE REAL Y PRIMER ESTIMADO

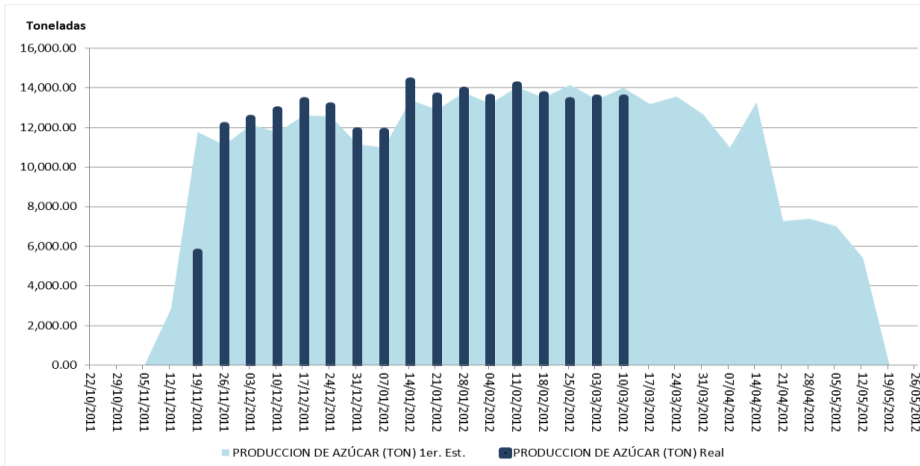
Chiapas: Avance real vs. 1er. Estimado de producción de Caña Industrializada 2011/12 - SEMANAL



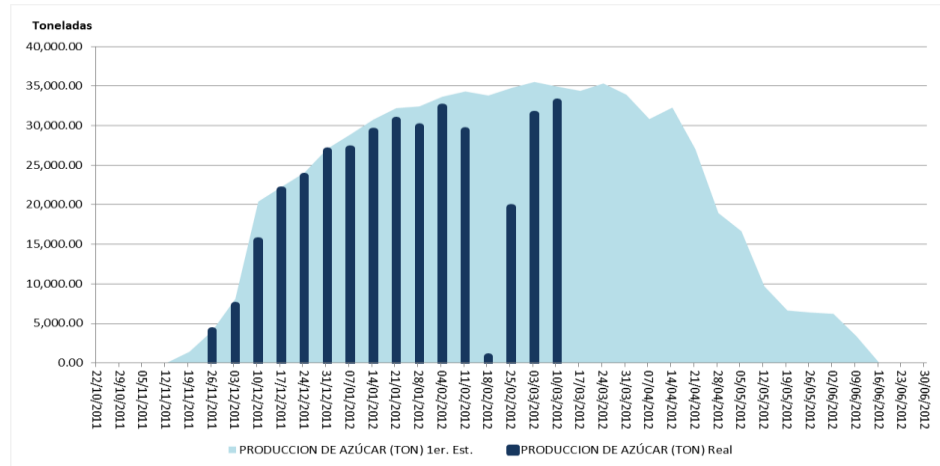
Jalisco: Avance real vs. 1er. Estimado de producción de Caña Industrializada 2011/12 - SEMANAL



Chiapas: Avance real vs. 1er. Estimado de producción de Azúcar 2011/12 SEMANAL



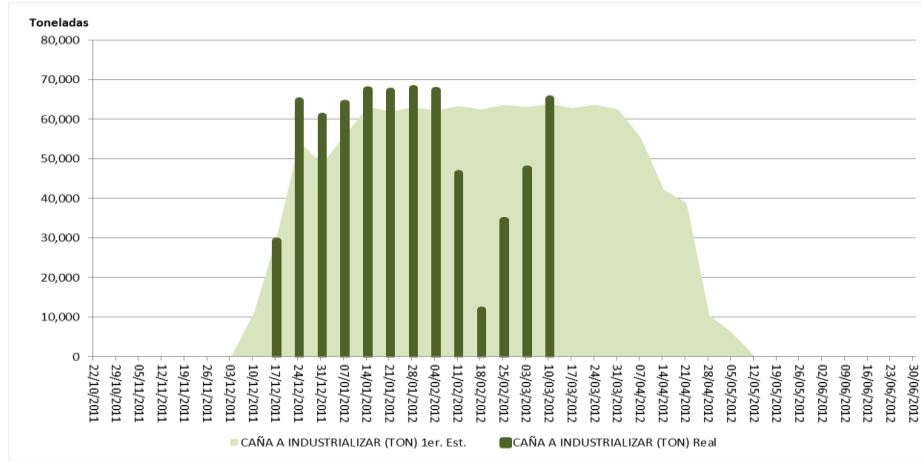
Jalisco: Avance real vs. 1er. Estimado de producción de Azúcar 2011/12 SEMANAL



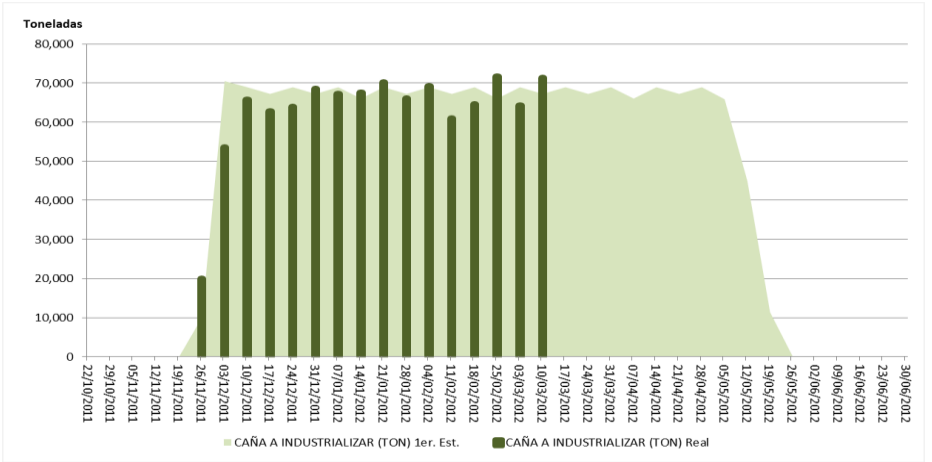


ANEXO COMPARATIVO AVANCE REAL Y PRIMER ESTIMADO

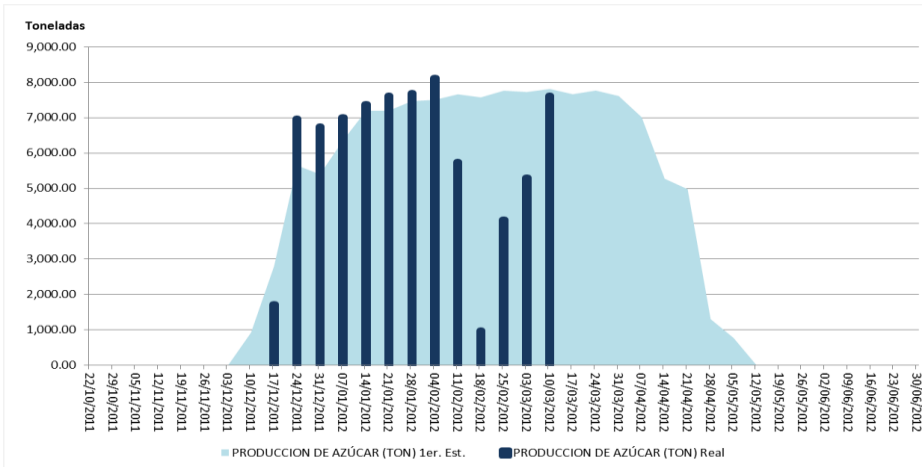
Michoacán: Avance real vs. 1er. Estimado de producción de Caña Industrializada 2011/12 - SEMANAL



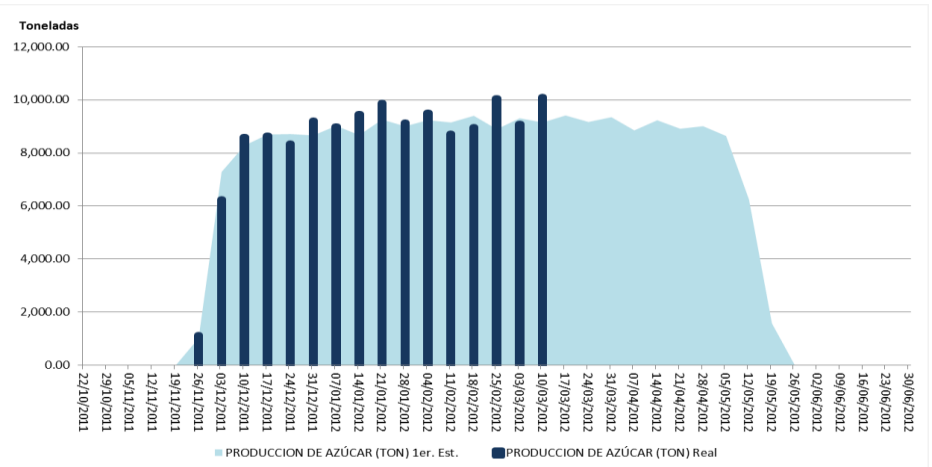
Morelos: Avance real vs. 1er. Estimado de producción de Caña Industrializada 2011/12 - SEMANAL



Michoacán: Avance real vs. 1er. Estimado de producción de Azúcar 2011/12 SEMANAL



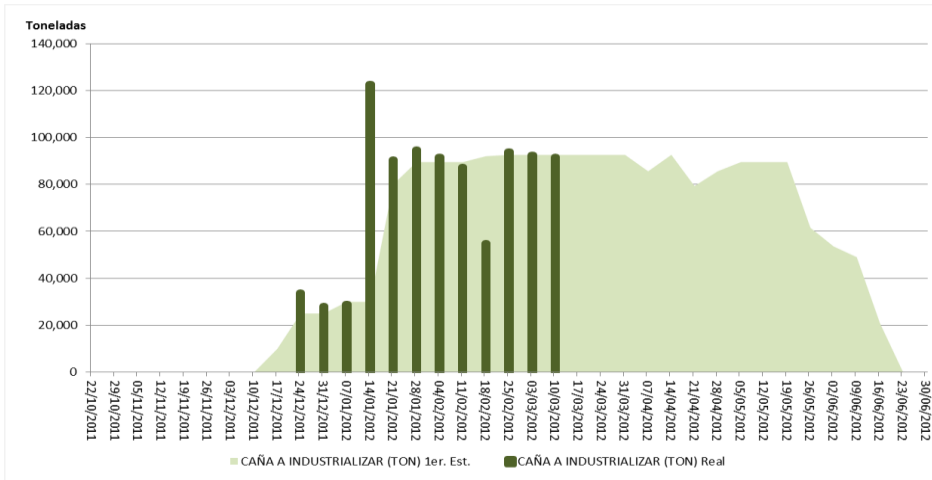
Morelos: Avance real vs. 1er. Estimado de producción de Azúcar 2011/12 SEMANAL



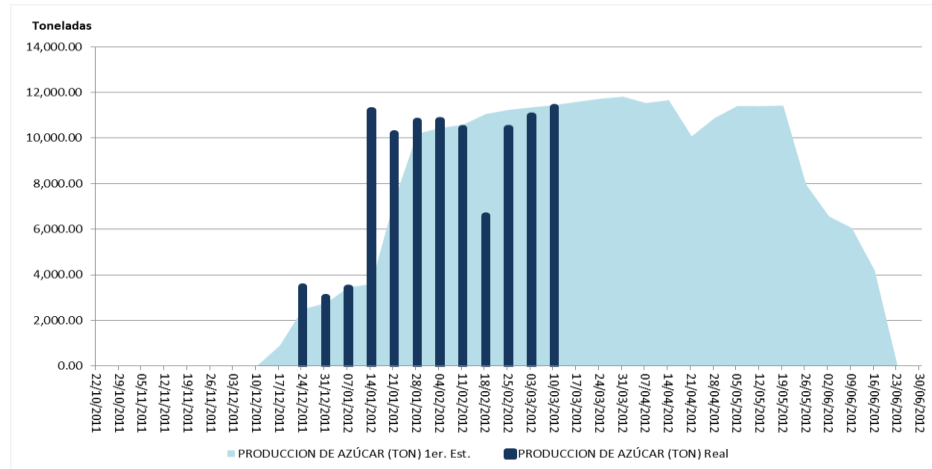


ANEXO COMPARATIVO AVANCE REAL Y PRIMER ESTIMADO

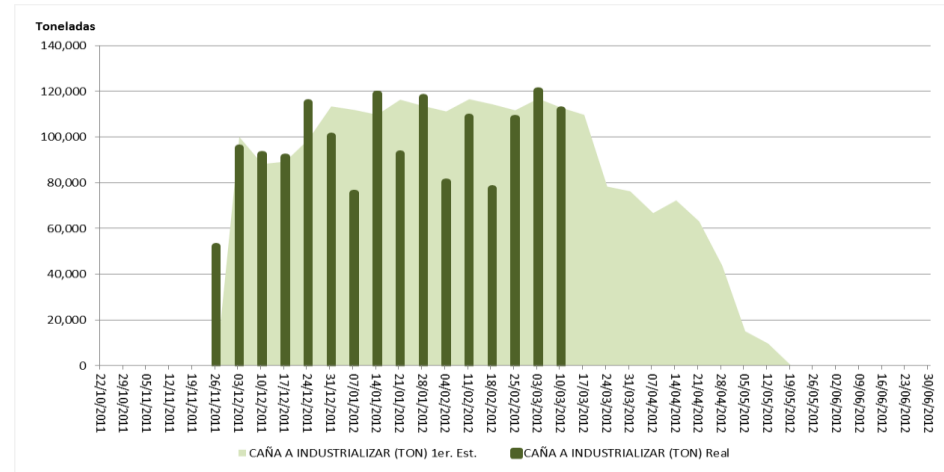
Nayarit: Avance real vs. 1er. Estimado de producción de Caña Industrializada 2011/12 - SEMANAL



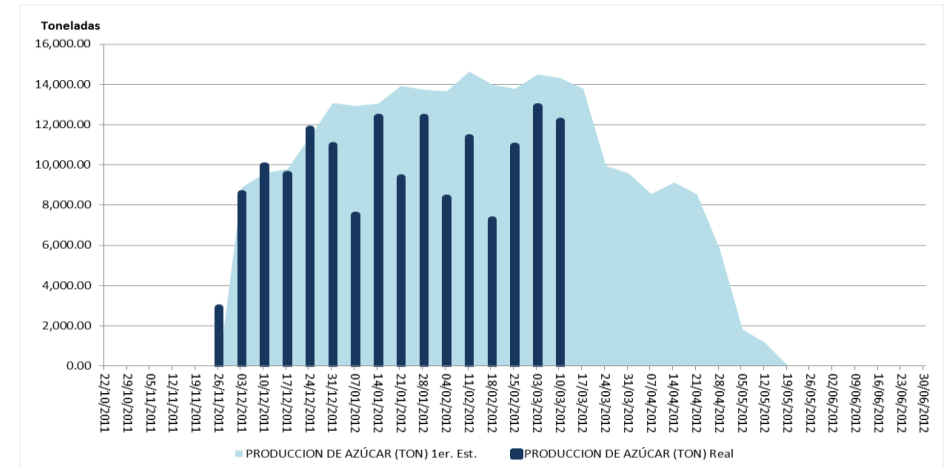
Nayarit: Avance real vs. 1er. Estimado de producción de Azúcar 2011/12 SEMANAL



Oaxaca: Avance real vs. 1er. Estimado de producción de Caña Industrializada 2011/12 - SEMANAL



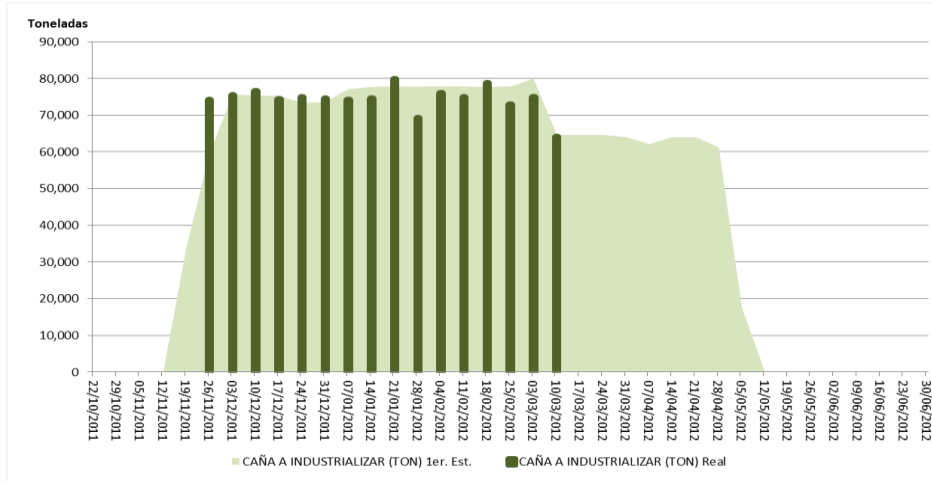
Oaxaca: Avance real vs. 1er. Estimado de producción de Azúcar 2011/12 SEMANAL



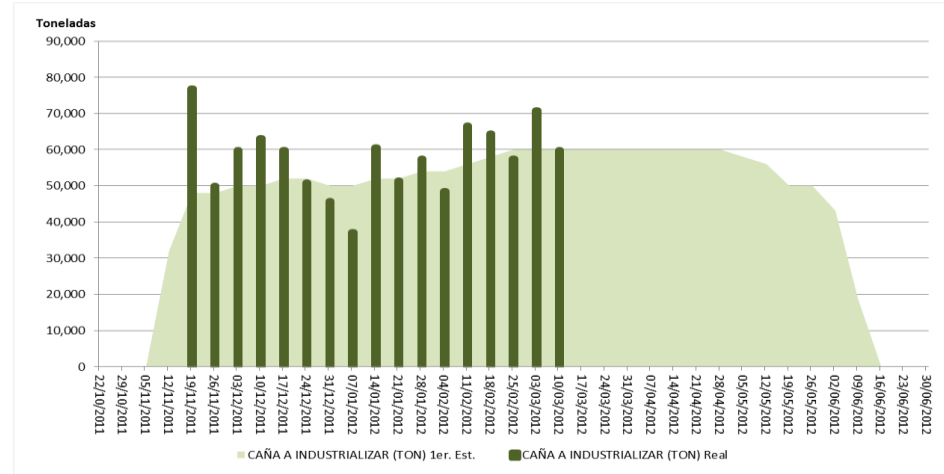


ANEXO COMPARATIVO AVANCE REAL Y PRIMER ESTIMADO

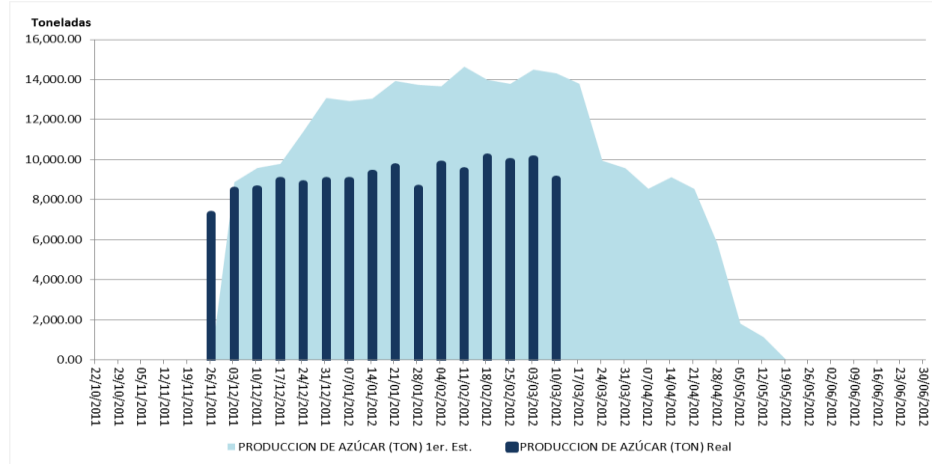
Puebla: Avance real vs. 1er. Estimado de producción de Caña Industrializada 2011/12 - SEMANAL



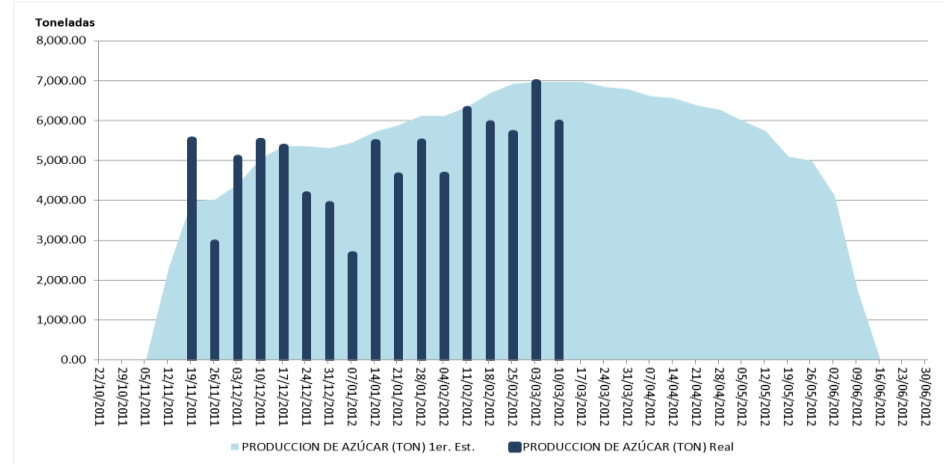
Quintana Roo: Avance real vs. 1er. Estimado de producción de Caña Industrializada 2011/12 - SEMANAL



Puebla: Avance real vs. 1er. Estimado de producción de Azúcar 2011/12 SEMANAL



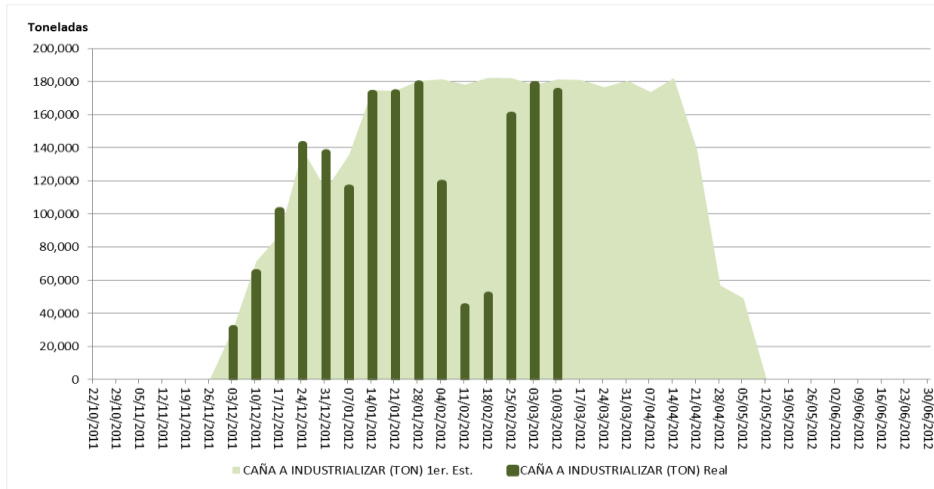
Quintana Roo: Avance real vs. 1er. Estimado de producción de Azúcar 2011/12 SEMANAL



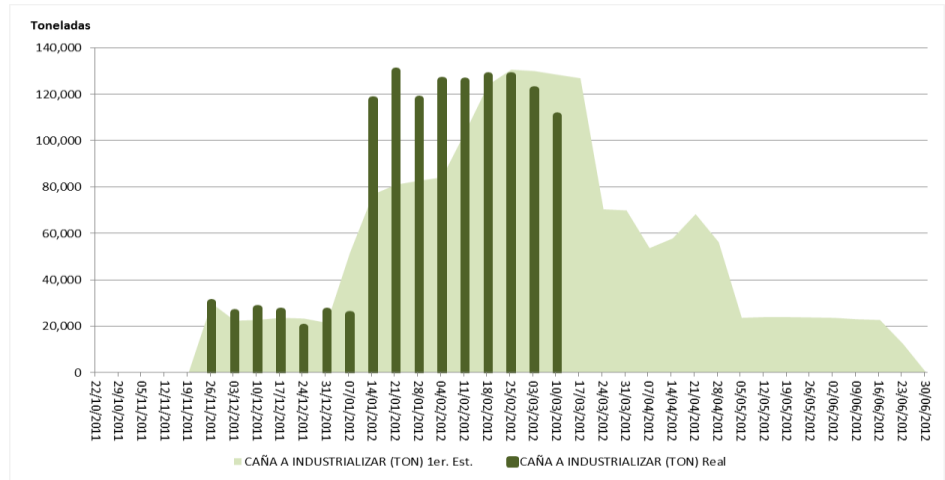


ANEXO COMPARATIVO AVANCE REAL Y PRIMER ESTIMADO

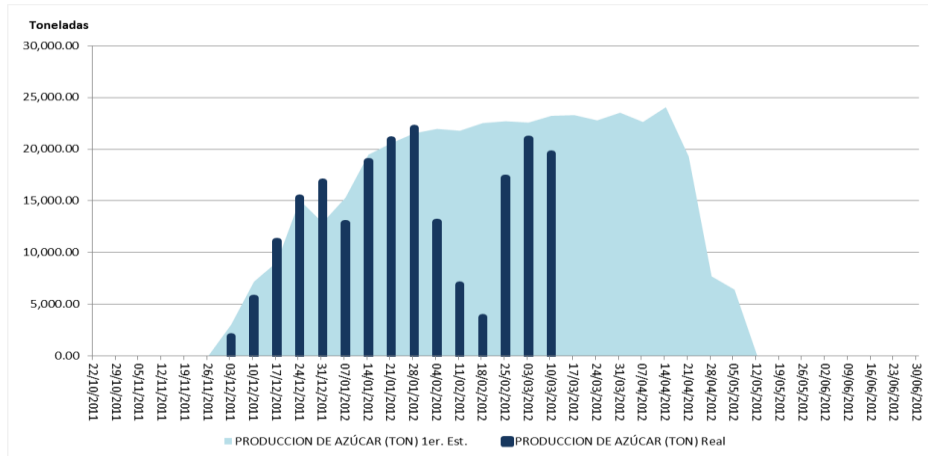
San Luis Potosí: Avance real vs. 1er. Estimado de producción de Caña Industrializada 2011/12 - SEMANAL



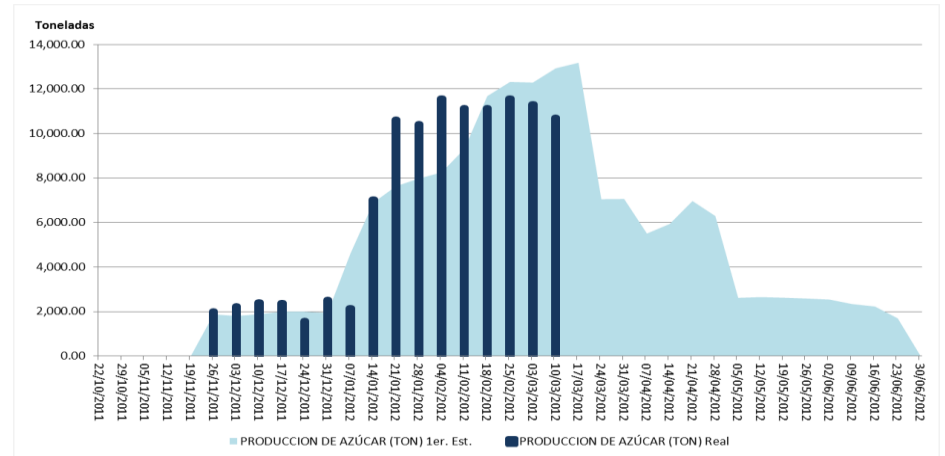
Sinaloa: Avance real vs. 1er. Estimado de producción de Caña Industrializada 2011/12 - SEMANAL



San Luis Potosí: Avance real vs. 1er. Estimado de producción de Azúcar 2011/12 SEMANAL



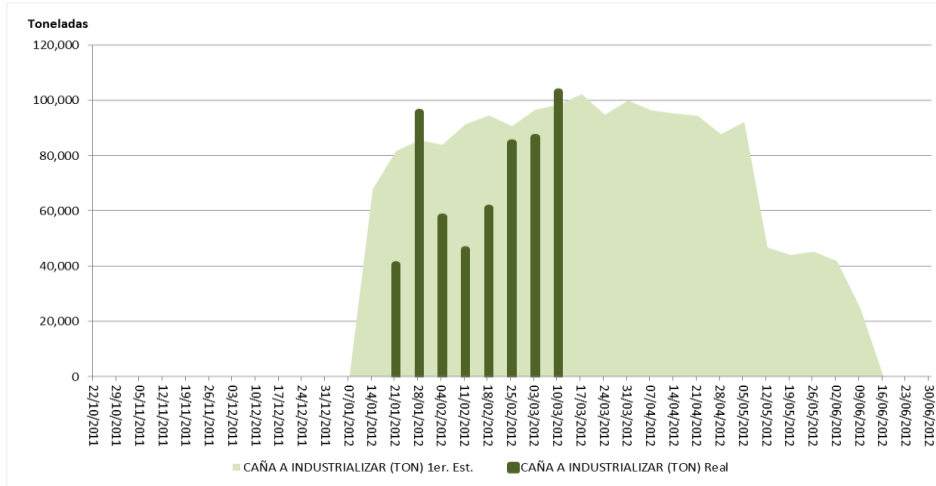
Sinaloa: Avance real vs. 1er. Estimado de producción de Azúcar 2011/12 SEMANAL



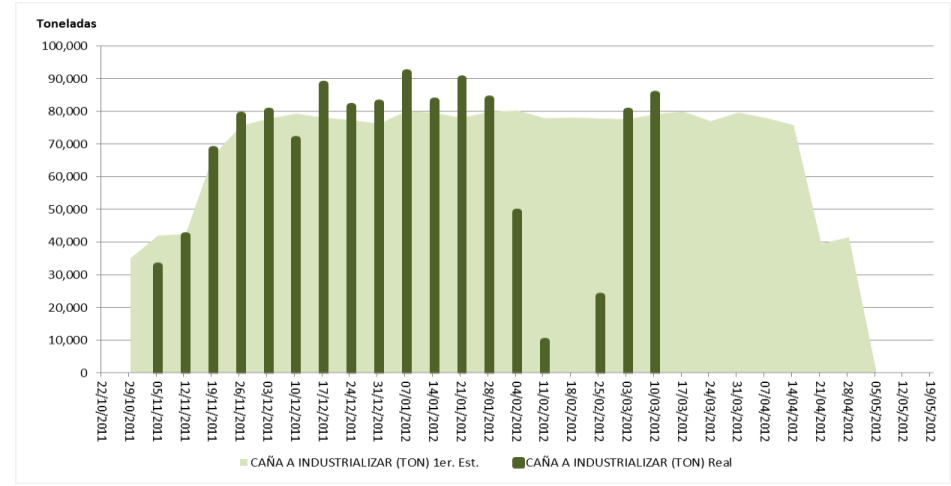


ANEXO COMPARATIVO AVANCE REAL Y PRIMER ESTIMADO

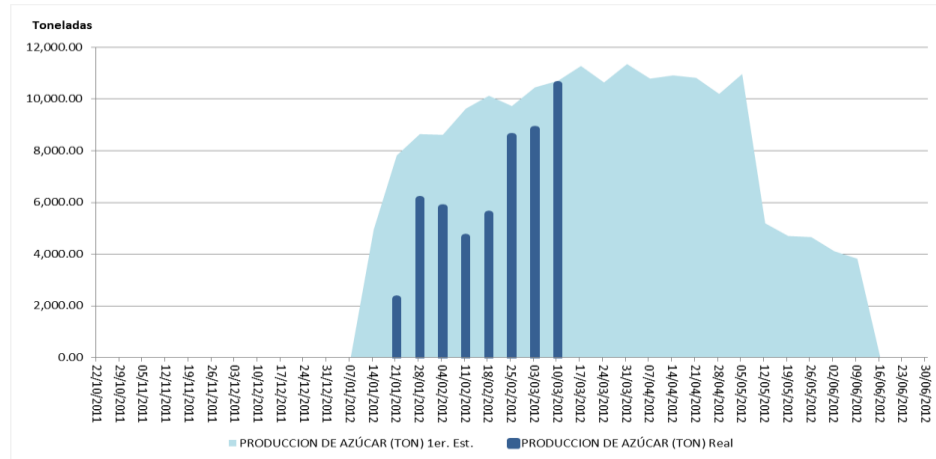
Tabasco: Avance real vs. 1er. Estimado de producción de Caña Industrializada 2011/12 - SEMANAL



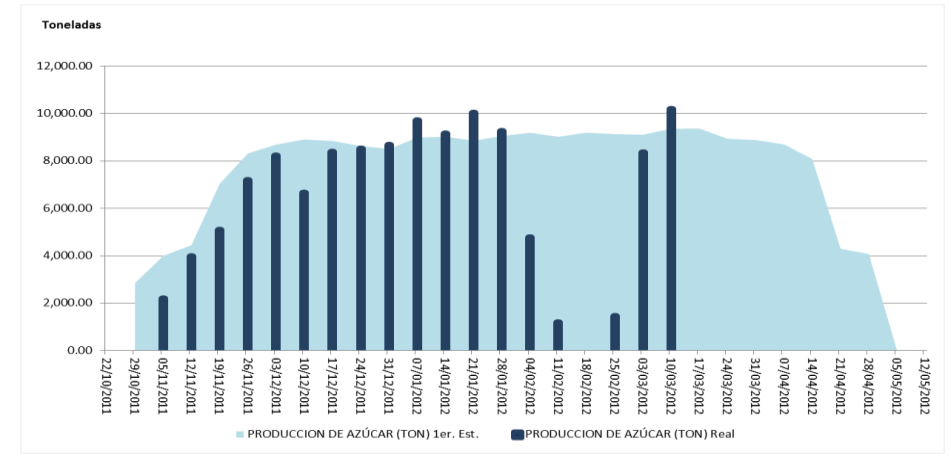
Tamaulipas: Avance real vs. 1er. Estimado de producción de Caña Industrializada 2011/12 - SEMANAL



Tabasco: Avance real vs. 1er. Estimado de producción de Azúcar 2011/12 SEMANAL



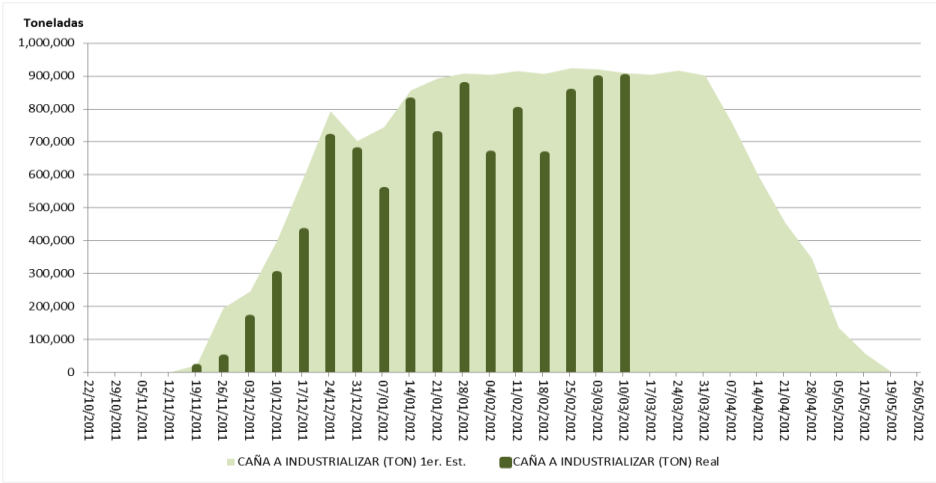
Tamaulipas: Avance real vs. 1er. Estimado de producción de Azúcar 2011/12 SEMANAL





ANEXO COMPARATIVO AVANCE REAL Y PRIMER ESTIMADO

Veracruz: Avance real vs. 1er. Estimado de producción de Caña Industrializada 2011/12 – SEMANAL



Veracruz: Avance real vs. 1er. Estimado de producción de Azúcar 2011/12 SEMANAL

