

REPORTE DE AVANCE DE PRODUCCIÓN DE CAÑA Y AZÚCAR

Ciclo azucarero 2013/14 Reporte No. 8 SEMANA NO. 14

Del 29/Dic/13 al 4/Ene/14 - Días acumulados de zafra: 65



8 de enero de 2014

En el presente reporte se cuenta con información de 46 ingenios que zafaron al 4 de enero de 2014, y que reportaron información de fábrica.

En la tabla 1, se presentan las fechas de inicio estimadas y las que finalmente fueron reales de los ingenios, donde se observa que han iniciado un total de 47 factorías al 4 de enero, las cuales se ubican en 13 estados azucareros del país. Para la presente semana, se prevé el inicio de actividades de dos ingenios más.

Con base en la información recibida de los 1ros. Estimados de Producción de la zafra 2013/14, y realizando los ajustes en las fechas de inicio y terminación de los 38 ingenios que han retrasado su inicio, se espera que la zafra se desarrolle en 36 semanas efectivas (al 12 de julio de 2014), 4 semanas menos respecto de las semanas registradas en la zafra récord 2012/13.

TABLA 1. FECHAS DE INICIO DE LOS INGENIOS AZUCAREROS

| INGENIO | Fecha de Inicio | | Observación | Estado | INGENIO | Fecha de Inicio | | Observación | Estado |
|------------------|-----------------|------------|-----------------------------|------------|------------------|-----------------|------------|-----------------------------|-----------|
| | Estimada | Real | | | | Estimada | Real | | |
| CONSTANCIA | 01/11/2013 | 01/11/2013 | Inició en tiempo programado | Veracruz | SAN NICOLAS | 21/11/2013 | 01/12/2013 | Retrasó 10 días su inicio | Veracruz |
| PUJLITIC | 06/11/2013 | 07/11/2013 | Retrasó un día su inicio | Chiapas | L. CÁRDENAS | 10/11/2013 | 02/12/2013 | Retrasó 2 días su inicio | Michoacán |
| SAN RAFAEL DE P. | 07/11/2013 | 07/11/2013 | Inició en tiempo programado | Q. Roo | CUATOTOLAPAM | 13/11/2013 | 02/12/2013 | Retrasó 19 días su inicio | Veracruz |
| AARÓN SÁENZ G. | 31/10/2013 | 09/11/2013 | Retrasó 9 días su inicio | Tamaulipas | PUGA | 25/11/2013 | 02/12/2013 | Retrasó 7 días su inicio | Nayarit |
| MAHUIXTLAN | 07/11/2013 | 10/11/2013 | Retrasó 3 días su inicio | Veracruz | HUIXTLA | 06/11/2013 | 04/12/2013 | Retrasó 28 días su inicio | Chiapas |
| LA MARGARITA | 11/11/2013 | 13/11/2013 | Retrasó 2 días su inicio | Oaxaca | CASASANO | 06/11/2013 | 04/12/2013 | Retrasó 28 días su inicio | Morelos |
| EL MANTE | 04/11/2013 | 14/11/2013 | Retrasó 10 días su inicio | Tamaulipas | JOSÉ M. MORELOS | 30/11/2013 | 04/12/2013 | Retrasó 4 días su inicio | Jalisco |
| TRES VALLES | 06/11/2013 | 15/11/2013 | Retrasó 9 días su inicio | Veracruz | LA PROVIDENCIA | 04/12/2013 | 04/12/2013 | Inició en tiempo programado | Veracruz |
| ADOLFO LÓPEZ M. | 06/11/2013 | 15/11/2013 | Retrasó 9 días su inicio | Oaxaca | SAN MIGUELITO | 04/12/2013 | 04/12/2013 | Inició en tiempo programado | Veracruz |
| S. MIGUEL DEL N. | 07/11/2013 | 15/11/2013 | Retrasó 8 días su inicio | S.L.P. | SAN CRISTOBAL | 05/12/2013 | 05/12/2013 | Inició en tiempo programado | Veracruz |
| BELLAVISTA | 17/11/2013 | 15/11/2013 | Adelantó 2 días su inicio | Jalisco | EL REFUGIO | 25/11/2013 | 06/12/2013 | Retrasó 11 días su inicio | Oaxaca |
| TAMAZULA | 04/11/2013 | 18/11/2013 | Retrasó 14 días su inicio | Jalisco | SAN PEDRO | 13/11/2013 | 07/12/2013 | Retrasó 24 días su inicio | Veracruz |
| ATENCINGO | 02/11/2013 | 20/11/2013 | Retrasó 18 días su inicio | Puebla | ALIANZA POPULAR | 25/11/2013 | 09/12/2013 | Retrasó 14 días su inicio | S.L.P. |
| C. PROGRESO | 20/11/2013 | 20/11/2013 | Inició en tiempo programado | Veracruz | PEDERNALES | 30/11/2013 | 09/12/2013 | Retrasó 9 días su inicio | Michoacán |
| EMILIANO ZAPATA | 11/11/2013 | 24/11/2013 | Retrasó 13 días su inicio | Morelos | LA GLORIA | 09/12/2013 | 09/12/2013 | Inició en tiempo programado | Veracruz |
| TALA | 16/11/2013 | 24/11/2013 | Retrasó 8 días su inicio | Jalisco | EL POTRERO | 22/11/2013 | 10/12/2013 | Retrasó 18 días su inicio | Veracruz |
| M. OCAMPO | 18/11/2013 | 24/11/2013 | Retrasó 6 días su inicio | Jalisco | PLAN DE SAN LUIS | 04/12/2013 | 11/12/2013 | Retrasó 7 días su inicio | S.L.P. |
| QUESERIA | 06/11/2013 | 25/11/2013 | Retrasó 19 días su inicio | Colima | PÁNUCO | 17/11/2013 | 14/12/2013 | Retrasó 27 días su inicio | Veracruz |
| C. MOTZORONGO | 20/11/2013 | 25/11/2013 | Retrasó 5 días su inicio | Veracruz | CALIPAM | 10/12/2013 | 16/12/2013 | Retrasó 6 días su inicio | Puebla |
| PLAN DE AYALA | 18/11/2013 | 27/11/2013 | Retrasó 9 días su inicio | S.L.P. | S. J. DE ABAJO | 02/12/2013 | 20/12/2013 | Retrasó 18 días su inicio | Veracruz |
| EL MODELO | 28/11/2013 | 28/11/2013 | Inició en tiempo programado | Veracruz | SANTA CLARA | 11/12/2013 | 20/12/2013 | Retrasó 9 días su inicio | Michoacán |
| EL HIGO | 20/11/2013 | 29/11/2013 | Retrasó 9 días su inicio | Veracruz | EL MOLINO | 15/12/2013 | 22/12/2013 | Retrasó 7 días su inicio | Nayarit |
| SAN FCO. AMECA | 21/11/2013 | 29/11/2013 | Retrasó 8 días su inicio | Jalisco | LA JOYA | 25/11/2013 | 23/12/2013 | Retrasó 28 días su inicio | Campeche |
| EL CARMEN | 25/11/2013 | 29/11/2013 | Retrasó 4 días su inicio | Veracruz | | | | | |

GRADO DE AVANCE A NIVEL NACIONAL

(Datos de la Semana no. 14 del ciclo 2013/14, REAL vs. 1ER. ESTIMADO)

| GRADO AVANCE NACIONAL REAL ACUMULADO RESPECTO AL TOTAL 1ER ESTIMADO | | |
|---|--------------|---------------|
| Sup. Indust. | Caña Molida | Azúcar Física |
| % | | |
| 13.77 | 15.96 | 13.23 |

El grado de avance que se registra actualmente indica que el nivel de caña molida continúa acrcentando su distancia al compararse este grado de avance con la superficie cosechada. Sin embargo, la producción de azúcar prevalece rezagado en el avance, al registrar un déficit de 54 centésimas de punto porcentual respecto de la superficie industrializada.

REPORTE DE AVANCE DE PRODUCCIÓN DE CAÑA Y AZÚCAR

Ciclo azucarero 2013/14 Reporte No. 8 SEMANA NO. 14

Del 29/Dic/13 al 4/Ene/14 - Días acumulados de zafra: 65



Comparativo respecto de las 5 zafras pasadas.

Al comparar los ingenios que ya se encuentran en operación respecto a los promedios de las últimas 5 zafras, se observa que los 5 ingenios siguientes han atrasado su fecha de inicio respecto de dichas zafras, estos son: Eldorado, Santa Rosalía, Los Mochis, Azsuremex y Nuevo San Francisco.

Lo anterior visto por estados indica que Sinaloa y Tabasco han atrasado sus fechas de inicio de operaciones respecto del histórico.

Las condiciones climatológicas adversas que se manifiestan en Tabasco, Campeche y Quintana Roo, se reflejan tanto en dichos retrasos para el 1er. estado como en los niveles de molienda de caña y azúcar obtenidos respecto a su Estimado de Producción para el segundo y tercero. En la presente semana 13 ingenios reportaron sus datos semanales en ceros debido a las condiciones climatológicas adversas. Situación similar se presentó para el Ingenio La Joya, el cual inició el 23 de diciembre pero se ha mantenido prácticamente sin actividades, y no reporta información. Las afectaciones climatológicas están reflejando retrasos importantes en la molienda de caña y producción de azúcar en los estados de Colima, Jalisco, Nayarit, Quintana Roo, San Luis Potosí, Tamaulipas y Veracruz.

COMPARATIVO DE AVANCE A NIVEL NACIONAL

(Datos de la Semana no. 14 de cada ciclo azucarero correspondiente)

| ZAFRAS | Sup. Indust. | Caña Molida | Rend. de Campo | Azúcar Física Real | Rend. Fábrica | Az. Ref. | Az. Bco. Esp. | Az. Est. | Az. Masc. | Ingenios que reportan |
|------------------------------------|--------------|-------------|----------------|--------------------|---------------|----------|---------------|----------|-----------|-----------------------|
| | (Has.) | (Tons.) | (Ton/Ha) | (Ton) | % | (Ton) | (Ton) | (Ton) | (Ton) | No. |
| 2013/14 | 13,992 | 1,101,103 | 78.69 | 115,612 | 10.50 | 30,244 | 2,204 | 78,773 | 4,391 | 46 |
| PROM. ÚLTIMAS 5 ZAFRAS 1/ | 20,186 | 1,554,500 | 77.01 | 171,087 | 11.01 | 52,441 | 5,714 | 111,627 | 1,306 | 52 |
| Var. % 2013/14 vs. 5 ZAFRAS | -30.68 | -29.17 | 2.19 | -32.42 | -4.60 | -42.33 | -61.43 | -29.43 | 236.25 | -6 |

NOTAS:

1/ Se presenta información a la Décima cuarta semana de las últimas 5 zafras.

COMPARATIVO DE AVANCE A NIVEL NACIONAL

(Datos acumulados a la Semana no. 14 de cada ciclo azucarero correspondiente)

| ZAFRAS | Sup. Indust. | Caña Molida | Rend. de Campo | Azúcar Física Real | Rend. Fábrica | Az. Ref. | Az. Bco. Esp. | Az. Est. | Az. Masc. | Ingenios que reportan |
|------------------------------------|--------------|-------------|----------------|--------------------|---------------|----------|---------------|----------|-----------|-----------------------|
| | (Has.) | (Tons.) | (Ton/Ha) | (Ton) | % | (Ton) | (Ton) | (Ton) | (Ton) | No. |
| 2013/14 | 112,785 | 9,263,979 | 82.14 | 885,923 | 9.56 | 222,534 | 37,523 | 594,781 | 31,085 | 46 |
| PROM. ÚLTIMAS 5 ZAFRAS 1/ | 104,093 | 8,482,975 | 81.49 | 871,447 | 10.27 | 272,403 | 33,485 | 558,264 | 7,295 | 52 |
| Var. % 2013/14 vs. 5 ZAFRAS | 8.35 | 9.21 | 0.79 | 1.66 | -6.91 | -18.31 | 12.06 | 6.54 | 326.10 | -6 |

NOTAS:

1/ Se presenta información a la Décima cuarta semana de las últimas 5 zafras.

COMPARATIVO DE AVANCE A NIVEL NACIONAL 1ER. ESTIMADO

(Datos de la Semana no. 14 del ciclo 2013/14, REAL vs. 1ER. ESTIMADO)

| ZAFRAS | SEMANAL | | | ACUMULADO | | | Ingenios que reportan |
|---|--------------|--------------------|---------------|--------------|--------------------|---------------|-----------------------|
| | Caña Molida | Azúcar Física Real | Rend. Fábrica | Caña Molida | Azúcar Física Real | Rend. Fábrica | |
| | (Tons.) | (Ton) | % | (Tons.) | (Ton) | % | No. |
| Real zafra 13/14 | 1,101,103 | 115,612 | 10.50 | 9,263,979 | 885,923 | 9.56 | 46 |
| 1er. Est. 2013/14 | 1,954,282 | 214,823 | 10.99 | 10,679,452 | 1,093,788 | 10.24 | 46 |
| Grado Cumplimiento Real vs. Estimado % | 56.34 | 53.82 | 95.52 | 86.75 | 81.00 | 93.37 | 0 |

SEMÁFORO DEL COMPARATIVO DEL GRADO DE CUMPLIMIENTO REAL VS. ESTIMADO

| | | |
|------------------------------|---|------------------------------------|
| Entre 90% y 110% | Entre 70% y 89.99% ó 110.1% y 120.0% | Menor a 69.99% ó Superior a 120.1% |
| Desempeño acorde al estimado | Desempeño regular respecto de lo estimado | Desempeño muy alejado del estimado |

REPORTE DE AVANCE DE PRODUCCIÓN DE CAÑA Y AZÚCAR

Ciclo azucarero 2013/14 Reporte No. 8 SEMANA NO. 14
Del 29/Dic/13 al 4/Ene/14 - Días acumulados de zafra: 65



INFORMACIÓN DE CAMPO - REPORTE DE LA SEMANA 14 - PRESENTACIÓN POR INGENIO

| INGENIO | ZAFRA 2013/14 | | | PROM. ÚLTIMAS 5 ZAFRAS 1/ | | | VAR. 2013/14 vs PROM. 5 ZAFRAS | | |
|---------------------------|---------------|------------------|----------------|---------------------------|------------------|----------------|--------------------------------|---------------|----------------|
| | Sup. Indust. | Caña Molida | Rend. de Campo | Sup. Indust. | Caña Molida | Rend. de Campo | Sup. Indust. | Caña Molida | Rend. de Campo |
| | (Has.) | (Tons.) | (Ton/Ha) | (Has.) | (Tons.) | (Ton/Ha) | (%) | (%) | Dif. |
| TOTAL | 13,992 | 1,101,103 | 78.69 | 20,186 | 1,554,500 | 77.01 | -30.68 | -29.17 | 1.69 |
| SAN CRISTÓBAL | 1,513 | 93,010 | 61.47 | 1,015 | 59,913 | 59.04 | 49.09 | 55.24 | 2.44 |
| TRES VALLES | 1,203 | 87,065 | 72.36 | 1,166 | 75,250 | 64.56 | 3.22 | 15.70 | 7.80 |
| ATENCINGO | 514 | 67,810 | 132.02 | 515 | 62,425 | 121.21 | -0.27 | 8.63 | 10.81 |
| EL POTRERO | 892 | 66,156 | 74.14 | 1,058 | 76,925 | 72.73 | -15.63 | -14.00 | 1.41 |
| A. LÓPEZ MATEOS | 960 | 62,086 | 64.67 | 835 | 52,979 | 63.46 | 14.99 | 17.19 | 1.21 |
| LA GLORIA | 548 | 52,089 | 95.01 | 507 | 47,948 | 94.53 | 8.08 | 8.64 | 0.48 |
| CTRAL. MOTZORONGO | 756 | 50,750 | 67.09 | 692 | 42,370 | 61.19 | 9.25 | 19.78 | 5.90 |
| EMILIANO ZAPATA | 388 | 48,214 | 124.20 | 420 | 48,185 | 114.66 | -7.62 | 0.06 | 9.54 |
| PUJILTLA (LA FE) | 426 | 47,304 | 111.07 | 429 | 45,371 | 105.73 | -0.75 | 4.26 | 5.34 |
| SAN PEDRO | 508 | 43,582 | 85.79 | 177 | 13,075 | 73.78 | 186.66 | 233.33 | 12.01 |
| HUIXTLA | 500 | 42,540 | 85.00 | 560 | 52,665 | 94.09 | -10.59 | -19.22 | -9.08 |
| EL MODELO | 435 | 41,900 | 96.32 | 365 | 32,973 | 90.28 | 19.10 | 27.07 | 6.05 |
| SAN NICOLÁS | 421 | 37,031 | 87.88 | 340 | 24,446 | 71.93 | 23.99 | 51.48 | 15.95 |
| P. MACHADO (LA MARGARITA) | 604 | 35,818 | 59.34 | 487 | 28,327 | 58.19 | 23.99 | 26.45 | 1.15 |
| LA PROVIDENCIA | 483 | 33,510 | 69.37 | 504 | 31,743 | 62.93 | -4.23 | 5.57 | 6.44 |
| CTRAL. PROGRESO | 517 | 30,840 | 59.71 | 428 | 23,300 | 54.39 | 20.57 | 32.36 | 5.32 |
| CONSTANCIA | 547 | 30,609 | 55.93 | 447 | 28,875 | 64.67 | 22.57 | 6.00 | -8.74 |
| CUATOTOLAPAM | 467 | 28,670 | 61.41 | 177 | 10,620 | 59.92 | 163.41 | 169.96 | 1.49 |
| CASASANO (LA ABEJA) | 174 | 23,232 | 133.42 | 158 | 20,528 | 130.26 | 10.49 | 13.17 | 3.16 |
| SN. RAFAEL DE PUCTÉ | 247 | 21,931 | 88.77 | 522 | 42,486 | 81.34 | -52.70 | -48.38 | 7.43 |
| SAN JOSÉ DE ABAJO * | 328 | 21,797 | 66.40 | 299 | 18,219 | 60.89 | 9.72 | 19.64 | 5.50 |
| EL CARMEN | 293 | 19,000 | 64.85 | 214 | 18,278 | 85.32 | 36.77 | 3.95 | -20.47 |
| PEDERNALES | 180 | 17,788 | 98.82 | 69 | 7,012 | 101.24 | 159.89 | 153.68 | -2.42 |
| QUESERIA | 48 | 17,369 | 358.86 | 517 | 38,787 | 74.96 | -90.65 | -55.22 | 283.90 |
| EL REFUGIO | 273 | 17,168 | 62.88 | 217 | 10,079 | 46.42 | 25.74 | 70.34 | 16.46 |
| SAN MIGUELITO | 184 | 16,574 | 90.00 | 219 | 17,448 | 79.69 | -15.89 | -5.01 | 10.31 |
| LAZARO CARDENAS | 158 | 15,875 | 100.30 | 153 | 14,036 | 91.84 | 3.55 | 13.10 | 8.47 |
| MAHUIXTLAN | 166 | 13,476 | 81.18 | 141 | 12,255 | 87.04 | 17.90 | 9.97 | -5.85 |
| CALIPAM | 77 | 6,160 | 79.79 | 59 | 7,236 | 122.27 | 30.45 | -14.87 | -42.48 |
| EL MOLINO * | 50 | 3,705 | 74.18 | 212 | 13,817 | 65.17 | -76.44 | -73.18 | 9.00 |
| SANTA CLARA | 38 | 3,000 | 78.95 | 335 | 25,659 | 76.64 | -88.65 | -88.31 | 2.31 |
| SAN MIGUEL DEL NARANJO | 52 | 2,718 | 52.10 | 561 | 34,745 | 61.94 | -90.70 | -92.18 | -9.83 |
| PLAN DE SAN LUIS | 39 | 2,325 | 59.62 | 202 | 22,490 | 111.25 | -80.71 | -89.66 | -51.63 |
| TALA (JOSÉ MA. MTZ.) | - | - | - | 982 | 78,369 | 79.83 | - | - | - |
| TAMAZULA | - | - | - | 363 | 45,682 | 125.84 | - | - | - |
| A. SAENZ GARZA | - | - | - | 546 | 39,322 | 71.98 | - | - | - |
| EL HIGO | - | - | - | 515 | 38,832 | 75.45 | - | - | - |
| EL MANTE | - | - | - | 500 | 38,094 | 76.13 | - | - | - |
| PUGA | - | - | - | 493 | 37,704 | 76.50 | - | - | - |
| PANUCO (ZAPOAPITA) | 0.2 | - | - | 401 | 36,894 | 92.09 | -99.95 | - | - |
| SAN FCO. AMECA | - | - | - | 443 | 35,312 | 79.78 | - | - | - |
| MELCHOR OCAMPO | - | - | - | 273 | 30,067 | 109.96 | - | - | - |
| ALIANZA POPULAR | - | - | - | 482 | 25,624 | 53.12 | - | - | - |
| PLAN DE AYALA | - | - | - | 357 | 23,438 | 65.69 | - | - | - |
| JOSÉ MA. MORELOS | - | - | - | 255 | 18,923 | 74.26 | - | - | - |
| BELLAVISTA | - | - | - | 197 | 14,876 | 75.47 | - | - | - |
| LOS MOCHIS | - | - | - | 131 | 10,513 | 80.34 | - | - | - |
| ELDORADO | - | - | - | 107 | 10,304 | 96.03 | - | - | - |
| SANTA ROSALIA | - | - | - | 62 | 4,043 | 65.67 | - | - | - |
| LA JOYA | - | - | - | 53 | 3,966 | 75.00 | - | - | - |
| AZSUREMEX - TENOSIQUE | - | - | - | 26 | 2,076 | 81.36 | - | - | - |

NOTA: 1/ Se presenta información a la Décima cuarta semana de las últimas 5 zafras.
 *Dato de superficie estimado por el CONADESUCA

REPORTE DE AVANCE DE PRODUCCIÓN DE CAÑA Y AZÚCAR

Ciclo azucarero 2013/14 Reporte No. 8 SEMANA NO. 14
Del 29/Dic/13 al 4/Ene/14 - Días acumulados de zafra: 65



INFORMACIÓN DE CAMPO - REPORTE ACUMULADO A LA SEMANA 14 - PRESENTACIÓN POR INGENIO

| INGENIO | ZAFRA 2013/14 | | | PROM. ÚLTIMAS 5 ZAFRAS 1/ | | | VAR. 2013/14 vs PROM. 5 ZAFRAS | | |
|---------------------------|----------------|------------------|----------------|---------------------------|------------------|----------------|--------------------------------|-------------|----------------|
| | Sup. Indust. | Caña Molida | Rend. de Campo | Sup. Indust. | Caña Molida | Rend. de Campo | Sup. Indust. | Caña Molida | Rend. de Campo |
| | (Has.) | (Tons.) | (Ton/Ha) | (Has.) | (Tons.) | (Ton/Ha) | (%) | (%) | Dif. |
| TOTAL | 112,785 | 9,263,979 | 82.14 | 104,093 | 8,482,975 | 81.49 | 8.35 | 9.21 | 0.64 |
| TRES VALLES | 7,879 | 584,019 | 74.12 | 7,902 | 520,501 | 65.87 | -0.28 | 12.20 | 8.25 |
| A. LOPEZ MATEOS | 7,005 | 451,681 | 64.48 | 6,356 | 398,409 | 62.68 | 10.21 | 13.37 | 1.80 |
| PUJILTI (LA FE) | 4,029 | 439,763 | 109.15 | 3,508 | 381,669 | 108.81 | 14.86 | 15.22 | 0.34 |
| ATENCINGO | 3,194 | 429,375 | 134.44 | 3,138 | 403,105 | 128.47 | 1.78 | 6.52 | 5.98 |
| TALA (JOSE MA. MTZ.) | 4,166 | 395,449 | 94.93 | 3,135 | 259,723 | 82.85 | 32.89 | 52.26 | 12.08 |
| SAN CRISTÓBAL | 6,210 | 388,630 | 62.58 | 3,415 | 233,592 | 68.40 | 81.84 | 66.37 | -5.82 |
| CTRAL. MOTZORONGO | 5,180 | 347,450 | 67.08 | 3,621 | 227,460 | 62.81 | 43.04 | 52.75 | 4.26 |
| SAN MIGUEL DEL NARANJO | 4,816 | 310,476 | 64.47 | 4,600 | 371,721 | 80.80 | 4.68 | -16.48 | -16.33 |
| EMILIANO ZAPATA | 2,369 | 282,307 | 119.16 | 2,568 | 282,849 | 110.14 | -7.74 | -0.19 | 9.01 |
| A. SÁENZ GARZA | 2,936 | 281,889 | 96.00 | 4,112 | 352,687 | 85.78 | -28.59 | -20.07 | 10.23 |
| TAMAZULA | 2,328 | 269,758 | 115.86 | 2,403 | 313,304 | 130.38 | -3.11 | -13.90 | -14.52 |
| SN. RAFAEL DE PUCTÉ | 4,038 | 266,783 | 66.07 | 4,431 | 319,051 | 72.01 | -8.87 | -16.38 | -5.93 |
| P. MACHADO (LA MARGARITA) | 4,409 | 263,964 | 59.87 | 2,312 | 140,205 | 60.63 | 90.66 | 88.27 | -0.76 |
| CONSTANCIA | 4,051 | 261,092 | 64.45 | 3,068 | 183,390 | 59.78 | 32.05 | 42.37 | 4.67 |
| LA GLORIA | 2,602 | 249,289 | 95.80 | 2,450 | 237,768 | 97.03 | 6.20 | 4.85 | -1.24 |
| EL POTRERO | 3,286 | 246,731 | 75.08 | 2,312 | 175,427 | 75.88 | 42.14 | 40.65 | -0.80 |
| QUESERIA | 1,547 | 240,194 | 155.24 | 2,630 | 273,037 | 103.82 | -41.17 | -12.03 | 51.43 |
| CTRAL. PROGRESO | 3,790 | 229,050 | 60.43 | 1,300 | 81,220 | 62.46 | 191.47 | 182.01 | -2.03 |
| EL MODELO | 2,242 | 223,335 | 99.60 | 1,075 | 112,259 | 104.39 | 108.50 | 98.95 | -4.78 |
| HUIXTLA | 2,318 | 213,015 | 91.89 | 3,260 | 286,679 | 87.94 | -28.89 | -25.70 | 3.95 |
| EL MANTE | 2,375 | 190,818 | 80.34 | 3,310 | 277,006 | 83.70 | -28.24 | -31.11 | -3.35 |
| MELCHOR OCAMPO | 1,245 | 190,760 | 153.22 | 1,673 | 189,728 | 113.44 | -25.56 | 0.54 | 39.78 |
| SAN FCO. AMECA | 2,004 | 190,240 | 94.93 | 3,014 | 243,403 | 80.76 | -33.51 | -21.84 | 14.17 |
| SAN NICOLÁS | 1,923 | 182,481 | 94.89 | 1,948 | 145,377 | 74.64 | -1.26 | 25.52 | 20.25 |
| EL HIGO | 1,735 | 167,465 | 96.52 | 2,878 | 266,097 | 92.44 | -39.72 | -37.07 | 4.07 |
| PLAN DE AYALA | 1,999 | 163,217 | 81.67 | 2,393 | 177,858 | 74.31 | -16.49 | -8.23 | 7.35 |
| BELLAVISTA | 1,581 | 148,987 | 94.21 | 1,104 | 86,366 | 78.22 | 43.23 | 72.51 | 15.99 |
| CUATOTOLAPAM | 2,425 | 146,670 | 60.48 | 609 | 38,640 | 63.42 | 298.05 | 279.58 | -2.94 |
| PUGA | 1,812 | 143,640 | 79.28 | 1,474 | 109,724 | 74.43 | 22.91 | 30.91 | 4.84 |
| LA PROVIDENCIA | 2,233 | 134,082 | 60.05 | 2,138 | 138,786 | 64.92 | 4.44 | -3.39 | -4.87 |
| MAHUIXTLÁN | 1,374 | 131,813 | 95.93 | 891 | 64,589 | 72.52 | 54.27 | 104.08 | 23.41 |
| SAN PEDRO | 1,433 | 120,522 | 84.12 | 603 | 51,414 | 85.32 | 137.76 | 134.42 | -1.20 |
| EL CARMEN | 1,689 | 113,300 | 67.08 | 1,272 | 99,142 | 77.94 | 32.78 | 14.28 | -10.86 |
| CASASANO (LA ABEJA) | 847 | 104,904 | 123.89 | 950 | 119,536 | 125.88 | -10.84 | -12.24 | -1.98 |
| PLAN DE SAN LUIS | 1,349 | 87,635 | 64.96 | 1,579 | 114,070 | 72.25 | -14.56 | -23.17 | -7.29 |
| SAN MIGUELITO | 971 | 87,409 | 90.00 | 603 | 52,976 | 87.80 | 60.97 | 65.00 | 2.20 |
| JOSÉ MA. MORELOS | 1,035 | 81,161 | 78.38 | 570 | 48,104 | 84.41 | 81.69 | 68.72 | -6.03 |
| ALIANZA POPULAR | 1,124 | 80,480 | 71.58 | 2,496 | 151,274 | 60.61 | -54.95 | -46.80 | 10.97 |
| EL REFUGIO | 1,254 | 78,782 | 62.83 | 931 | 52,763 | 56.70 | 34.74 | 49.31 | 6.13 |
| LÁZARO CÁRDENAS | 768 | 76,955 | 100.21 | 427 | 37,868 | 88.67 | 79.81 | 103.22 | 11.54 |
| PÁNUCO (ZAPOAPITA) | 694 | 67,123 | 96.73 | 1,679 | 157,252 | 93.68 | -58.66 | -57.32 | 3.04 |
| PEDERNALES | 623 | 62,734 | 100.70 | 265 | 28,294 | 106.61 | 134.74 | 121.72 | -5.91 |
| SAN JOSÉ DE ABAJO | 833 | 49,267 | 59.12 | 1,071 | 63,596 | 59.39 | -22.18 | -22.53 | -0.27 |
| SANTA CLARA | 466 | 38,715 | 83.08 | 851 | 66,153 | 77.72 | -45.25 | -41.48 | 5.36 |
| EL MOLINO | 334 | 26,297 | 78.77 | 499 | 32,586 | 65.30 | -33.10 | -19.30 | 13.47 |
| CALIPAM | 262 | 24,270 | 92.49 | 240 | 27,710 | 115.27 | 9.15 | -12.41 | -22.78 |
| ELDORADO | - | - | - | 388 | 41,740 | 107.45 | - | - | - |
| SANTA ROSALIA | - | - | - | 270 | 18,349 | 67.99 | - | - | - |
| LOS MOCHIS | - | - | - | 131 | 10,513 | 80.34 | - | - | - |
| LA JOYA | - | - | - | 123 | 9,668 | 78.43 | - | - | - |
| AZSUREMEX - TENOSIQUE | - | - | - | 93 | 6,416 | 68.88 | - | - | - |
| NVO. SAN FRANCISCO | - | - | - | 24 | 1,922 | 79.08 | - | - | - |

NOTA: 1/ Se presenta información a la Décima cuarta semana de las últimas 5 zafras.

REPORTE DE AVANCE DE PRODUCCIÓN DE CAÑA Y AZÚCAR

Ciclo azucarero 2013/14 Reporte No. 8 SEMANA NO. 14
 Del 29/Dic/13 al 4/Ene/14 - Días acumulados de zafra: 65



INFORMACIÓN DE CAMPO - REPORTE DE LA SEMANA 14 - PRESENTACIÓN POR ESTADO

| ESTADO | ZAFRA 2013/14 | | | PROM. ÚLTIMAS 5 ZAFRAS 1/ | | | VAR. 2013/14 vs PROM. 5 ZAFRAS | | |
|-----------------|---------------|------------------|----------------|---------------------------|------------------|----------------|--------------------------------|---------------|----------------|
| | Sup. Indust. | Caña Molida | Rend. de Campo | Sup. Indust. | Caña Molida | Rend. de Campo | Sup. Indust. | Caña Molida | Rend. de Campo |
| | (Has.) | (Tons.) | (Ton/Ha) | (Has.) | (Tons.) | (Ton/Ha) | (%) | (%) | Dif. |
| TOTAL | 13,992 | 1,101,103 | 78.69 | 20,186 | 1,554,500 | 77.01 | -30.68 | -29.17 | 1.69 |
| VERACRUZ | 9,263 | 666,060 | 71.90 | 8,665 | 609,364 | 70.32 | 6.90 | 9.30 | 1.58 |
| OAXACA | 1,837 | 115,072 | 62.65 | 1,539 | 91,384 | 59.39 | 19.36 | 25.92 | 3.27 |
| CHIAPAS | 926 | 89,844 | 96.99 | 989 | 98,036 | 99.14 | -6.32 | -8.36 | -2.15 |
| PUEBLA | 591 | 73,970 | 125.19 | 574 | 69,661 | 121.32 | 2.90 | 6.19 | 3.88 |
| MORELOS | 562 | 71,446 | 127.05 | 578 | 68,712 | 118.91 | -2.68 | 3.98 | 8.14 |
| MICHOACÁN | 376 | 36,663 | 97.44 | 557 | 46,707 | 83.87 | -32.43 | -21.50 | 13.57 |
| QUINTANA ROO | 247 | 21,931 | 88.77 | 522 | 42,486 | 81.34 | -52.70 | -48.38 | 7.43 |
| COLIMA | 48 | 17,369 | 358.86 | 517 | 38,787 | 74.96 | -90.65 | -55.22 | 283.90 |
| SAN LUIS POTOSÍ | 91 | 5,043 | 55.32 | 1,602 | 106,297 | 66.34 | -94.31 | -95.26 | -11.02 |
| NAYARIT | 50 | 3,705 | 74.18 | 705 | 51,521 | 73.09 | -92.91 | -92.81 | 1.08 |
| JALISCO | - | - | - | 2,513 | 223,228 | 88.84 | - | - | - |
| TAMAULIPAS | - | - | - | 1,047 | 77,416 | 73.96 | - | - | - |
| SINALOA | - | - | - | 238 | 20,817 | 87.41 | - | - | - |
| TABASCO | - | - | - | 87 | 6,119 | 70.27 | - | - | - |
| CAMPECHE | - | - | - | 53 | 3,966 | 75.00 | - | - | - |

INFORMACIÓN DE CAMPO - REPORTE ACUMULADO A LA SEMANA 14 - PRESENTACIÓN POR ESTADO

| ESTADO | ZAFRA 2013/14 | | | PROM. ÚLTIMAS 5 ZAFRAS 1/ | | | VAR. 2013/14 vs PROM. 5 ZAFRAS | | |
|-----------------|----------------|------------------|----------------|---------------------------|------------------|----------------|--------------------------------|-------------|----------------|
| | Sup. Indust. | Caña Molida | Rend. de Campo | Sup. Indust. | Caña Molida | Rend. de Campo | Sup. Indust. | Caña Molida | Rend. de Campo |
| | (Has.) | (Tons.) | (Ton/Ha) | (Has.) | (Tons.) | (Ton/Ha) | (%) | (%) | Dif. |
| TOTAL | 112,785 | 9,263,979 | 82.14 | 104,093 | 8,482,975 | 81.49 | 8.35 | 9.21 | 0.64 |
| VERACRUZ | 50,552 | 3,729,730 | 73.78 | 38,859 | 2,851,408 | 73.38 | 30.09 | 30.80 | 0.40 |
| JALISCO | 12,360 | 1,276,355 | 103.27 | 11,898 | 1,140,627 | 95.87 | 3.88 | 11.90 | 7.40 |
| OAXACA | 12,668 | 794,427 | 62.71 | 9,599 | 591,377 | 61.61 | 31.97 | 34.34 | 1.10 |
| CHIAPAS | 6,347 | 652,778 | 102.84 | 6,768 | 668,348 | 98.75 | -6.22 | -2.33 | 4.09 |
| SAN LUIS POTOSÍ | 9,287 | 641,808 | 69.10 | 11,068 | 814,923 | 73.63 | -16.09 | -21.24 | -4.52 |
| TAMAULIPAS | 5,311 | 472,707 | 89.00 | 7,421 | 629,693 | 84.85 | -28.43 | -24.93 | 4.15 |
| PUEBLA | 3,456 | 453,645 | 131.26 | 3,378 | 430,814 | 127.53 | 2.31 | 5.30 | 3.73 |
| MORELOS | 3,216 | 387,211 | 120.40 | 3,518 | 402,385 | 114.39 | -8.58 | -3.77 | 6.01 |
| QUINTANA ROO | 4,038 | 266,783 | 66.07 | 4,431 | 319,051 | 72.01 | -8.87 | -16.38 | -5.93 |
| COLIMA | 1,547 | 240,194 | 155.24 | 2,630 | 273,037 | 103.82 | -41.17 | -12.03 | 51.43 |
| MICHOACÁN | 1,857 | 178,405 | 96.08 | 1,544 | 132,316 | 85.72 | 20.29 | 34.83 | 10.36 |
| NAYARIT | 2,146 | 169,937 | 79.20 | 1,973 | 142,310 | 72.12 | 8.75 | 19.41 | 7.07 |
| SINALOA | - | - | - | 519 | 52,253 | 100.62 | - | - | - |
| TABASCO | - | - | - | 363 | 24,766 | 68.22 | - | - | - |
| CAMPECHE | - | - | - | 123 | 9,668 | 78.43 | - | - | - |

NOTA: 1/ Se presenta información a la Décima cuarta semana de las últimas 5 zafras.

REPORTE DE AVANCE DE PRODUCCIÓN DE CAÑA Y AZÚCAR

Ciclo azucarero 2013/14 Reporte No. 8 SEMANA NO. 14
Del 29/Dic/13 al 4/Ene/14 - Días acumulados de zafra: 65



INFORMACIÓN DE CAMPO - REPORTE DE LA SEMANA 14 - PRESENTACIÓN POR CONSORCIO 2/

| CONSORCIO | ZAFRA 2013/14 | | | PROM. ULTIMAS 5 ZAFRAS 1/ | | | VAR. 2013/14 vs PROM. 5 ZAFRAS | | |
|----------------------------|---------------|------------------|----------------|---------------------------|------------------|----------------|--------------------------------|---------------|----------------|
| | Sup. Indust. | Caña Molida | Rend. de Campo | Sup. Indust. | Caña Molida | Rend. de Campo | Sup. Indust. | Caña Molida | Rend. de Campo |
| | (Has.) | (Tons.) | (Ton/Ha) | (Has.) | (Tons.) | (Ton/Ha) | (%) | (%) | Dif. |
| TOTAL | 13,992 | 1,101,103 | 78.69 | 20,186 | 1,554,500 | 77.01 | -30.68 | -29.17 | 1.69 |
| FEESA (9) | 4,623 | 392,731 | 84.96 | 4,456 | 372,629 | 83.62 | 3.73 | 5.39 | 1.34 |
| PIASA (2) | 2,163 | 149,151 | 68.95 | 2,001 | 128,229 | 64.10 | 8.14 | 16.32 | 4.85 |
| PORRES (3) | 1,046 | 89,122 | 85.16 | 1,072 | 91,398 | 85.28 | -2.36 | -2.49 | -0.11 |
| BETA SAN MIGUEL (6) | 895 | 72,627 | 81.15 | 2,551 | 184,248 | 72.21 | -64.92 | -60.58 | 8.94 |
| MOTZORONGO (2) | 1,029 | 67,918 | 65.97 | 910 | 52,449 | 57.66 | 13.18 | 29.49 | 8.31 |
| LA MARGARITA (3) | 1,120 | 66,658 | 59.51 | 1,097 | 62,693 | 57.14 | 2.09 | 6.32 | 2.37 |
| ZUCARMEX (5) | 592 | 60,780 | 102.69 | 1,358 | 126,525 | 93.17 | -56.41 | -51.96 | 9.52 |
| G. AZUCAR. DEL TROPICO (2) | 548 | 52,089 | 95.01 | 560 | 51,914 | 92.68 | -2.12 | 0.34 | 2.33 |
| SANTOS (5) | 647 | 46,458 | 71.82 | 1,283 | 81,570 | 63.59 | -49.57 | -43.05 | 8.23 |
| FANJUL | 421 | 37,031 | 87.88 | 340 | 24,446 | 71.93 | 23.99 | 51.48 | 15.95 |
| GARCIA GONZALEZ (3) | 370 | 25,160 | 67.96 | 273 | 25,514 | 93.32 | 35.40 | -1.39 | -25.36 |
| PERNO * | 328 | 21,797 | 66.40 | 299 | 18,219 | 60.89 | 9.72 | 19.64 | 5.50 |
| G. AZUCARERO MÉXICO (4) | 158 | 15,875 | 100.30 | 1,242 | 102,709 | 82.71 | -87.26 | -84.54 | 17.60 |
| MENCHACA * | 50 | 3,705 | 74.18 | 212 | 13,817 | 65.17 | -76.44 | -73.18 | 9.00 |
| SAENZ (3) | - | - | - | 1,410 | 123,097 | 87.32 | - | - | - |
| PANTALEÓN ** | 0.2 | - | - | 473 | 44,751 | 94.52 | -99.96 | - | - |
| PUGA | - | - | - | 493 | 37,704 | 76.50 | - | - | - |
| LOS MOCHIS | - | - | - | 131 | 10,513 | 80.34 | - | - | - |
| JIMÉNEZ SAINZ | - | - | - | 26 | 2,076 | 81.36 | - | - | - |

NOTAS: 1/ Se presenta información a la Décima cuarta semana de las últimas 5 zafras.
 2/ El valor entre paréntesis corresponde al número de ingenios que agrupa el Consorcio, cuando este dato es mayor a 1.
 * Dato de superficie del consorcio estimado por el CONADESUCA
 ** Debido a que el consorcio adquirió el ingenio Pánuco para la zafra 2011/12, para el promedio de las últimas 5 zafras se tomará únicamente la información de las dos zafras anteriores.

INF. DE CAMPO - REPORTE ACUMULADO A LA SEMANA 14 - PRESENTACIÓN POR CONSORCIO 2/

| CONSORCIO | ZAFRA 2013/14 | | | PROM. ULTIMAS 5 ZAFRAS 1/ | | | VAR. 2013/14 vs PROM. 5 ZAFRAS | | |
|----------------------------|----------------|------------------|----------------|---------------------------|------------------|----------------|--------------------------------|-------------|----------------|
| | Sup. Indust. | Caña Molida | Rend. de Campo | Sup. Indust. | Caña Molida | Rend. de Campo | Sup. Indust. | Caña Molida | Rend. de Campo |
| | (Has.) | (Tons.) | (Ton/Ha) | (Has.) | (Tons.) | (Ton/Ha) | (%) | (%) | Dif. |
| TOTAL | 112,785 | 9,263,979 | 82.14 | 104,093 | 8,482,975 | 81.49 | 8.35 | 9.21 | 0.64 |
| FEESA (9) | 22,701 | 1,984,410 | 87.41 | 17,778 | 1,632,600 | 91.83 | 27.69 | 21.55 | -4.42 |
| BETA SAN MIGUEL (6) | 16,456 | 1,268,785 | 77.10 | 18,013 | 1,408,951 | 78.22 | -8.65 | -9.95 | -1.12 |
| PIASA (2) | 14,884 | 1,035,700 | 69.58 | 14,258 | 918,909 | 64.45 | 4.40 | 12.71 | 5.13 |
| ZUCARMEX (5) | 8,383 | 929,801 | 110.91 | 8,949 | 902,083 | 100.80 | -6.33 | 3.07 | 10.12 |
| SAENZ (3) | 7,639 | 742,465 | 97.19 | 9,824 | 942,997 | 95.99 | -22.24 | -21.27 | 1.20 |
| SANTOS (5) | 7,752 | 602,088 | 77.67 | 6,868 | 482,432 | 70.25 | 12.88 | 24.80 | 7.42 |
| LA MARGARITA (3) | 9,235 | 574,175 | 62.18 | 4,417 | 279,469 | 63.27 | 109.06 | 105.45 | -1.09 |
| G. AZUCARERO MÉXICO (4) | 4,934 | 472,404 | 95.75 | 3,950 | 339,332 | 85.90 | 24.89 | 39.22 | 9.85 |
| MOTZORONGO (2) | 6,434 | 426,232 | 66.25 | 4,552 | 280,223 | 61.56 | 41.34 | 52.10 | 4.69 |
| PORRES (3) | 4,217 | 372,252 | 88.28 | 4,714 | 404,246 | 85.76 | -10.54 | -7.91 | 2.52 |
| G. AZUCAR. DEL TROPICO (2) | 2,602 | 249,289 | 95.80 | 2,574 | 247,436 | 96.14 | 1.11 | 0.75 | -0.35 |
| FANJUL | 1,923 | 182,481 | 94.89 | 1,948 | 145,377 | 74.64 | -1.26 | 25.52 | 20.25 |
| PUGA | 1,812 | 143,640 | 79.28 | 1,474 | 109,724 | 74.43 | 22.91 | 30.91 | 4.84 |
| GARCIA GONZALEZ (3) | 1,951 | 137,570 | 70.50 | 1,537 | 128,773 | 83.80 | 26.98 | 6.83 | -13.30 |
| PANTALEÓN ** | 694 | 67,123 | 96.73 | 1,444 | 147,311 | 102.01 | -51.94 | -54.43 | -5.29 |
| PERNO | 833 | 49,267 | 59.12 | 1,071 | 63,596 | 59.39 | -22.18 | -22.53 | -0.27 |
| MENCHACA * | 334 | 26,297 | 78.77 | 499 | 32,586 | 65.30 | -33.10 | -19.30 | 13.47 |
| LOS MOCHIS | - | - | - | 131 | 10,513 | 80.34 | - | - | - |
| JIMÉNEZ SAINZ | - | - | - | 93 | 6,416 | 68.88 | - | - | - |

NOTAS: 1/ Se presenta información a la Décima cuarta semana de las últimas 5 zafras.
 2/ El valor entre paréntesis corresponde al número de ingenios que agrupa el Consorcio, cuando este dato es mayor a 1.
 * Dato de superficie del consorcio estimado por el CONADESUCA
 ** Debido a que el consorcio adquirió el ingenio Pánuco para la zafra 2011/12, para el promedio de las últimas 5 zafras se tomará únicamente la información de las dos zafras anteriores.

REPORTE DE AVANCE DE PRODUCCIÓN DE CAÑA Y AZÚCAR

Ciclo azucarero 2013/14 Reporte No. 8 SEMANA NO. 14
 Del 29/Dic/13 al 4/Ene/14 - Días acumulados de zafra: 65



INFORMACIÓN DE FÁBRICA - REPORTE DE LA SEMANA 14 - PRESENTACIÓN POR INGENIO

| INGENIO | ZAFRA 2013/14 | | | PROM. ULTIMAS 5 ZAFRAS 1/ | | | VAR. 2013/14 vs PROM. 5 ZAFRAS | | |
|---------------------------|------------------|----------------|------------------|---------------------------|----------------|------------------|--------------------------------|---------------|------------------|
| | Caña Molida | Azúcar Física | Rend. de Fábrica | Caña Molida | Azúcar Física | Rend. de Fábrica | Caña Molida | Azúcar Física | Rend. de Fábrica |
| | (Tons.) | (Tons.) | (%) | (Tons.) | (Tons.) | (%) | (%) | (%) | Dif. |
| TOTAL | 1,101,103 | 115,612 | 10.50 | 1,554,500 | 171,087 | 11.01 | -29.17 | -32.42 | -0.51 |
| SAN CRISTOBAL | 93,010 | 8,640 | 9.29 | 59,913 | 6,024 | 10.05 | 55.24 | 43.42 | -0.77 |
| TRES VALLES | 87,065 | 9,835 | 11.30 | 75,250 | 8,536 | 11.34 | 15.70 | 15.22 | -0.05 |
| ATENCINGO | 67,810 | 8,436 | 12.44 | 62,425 | 7,852 | 12.58 | 8.63 | 7.45 | -0.14 |
| EL POTRERO | 66,156 | 7,960 | 12.03 | 76,925 | 7,764 | 10.09 | -14.00 | 2.52 | 1.94 |
| A. LOPEZ MATEOS | 62,086 | 6,930 | 11.16 | 52,979 | 6,222 | 11.74 | 17.19 | 11.38 | -0.58 |
| LA GLORIA | 52,089 | 5,537 | 10.63 | 47,948 | 5,442 | 11.35 | 8.64 | 1.74 | -0.72 |
| CTRAL. MOTZORONGO | 50,750 | 4,693 | 9.25 | 42,370 | 4,570 | 10.79 | 19.78 | 2.69 | -1.54 |
| EMILIANO ZAPATA | 48,214 | 6,600 | 13.69 | 48,185 | 6,372 | 13.22 | 0.06 | 3.57 | 0.46 |
| PUJILTIC (LA FE) | 47,304 | 5,672 | 11.99 | 45,371 | 6,437 | 14.19 | 4.26 | -11.89 | -2.20 |
| SAN PEDRO | 43,582 | 4,103 | 9.41 | 13,075 | 1,385 | 10.59 | 233.33 | 196.27 | -1.18 |
| HUIXTLA | 42,540 | 4,078 | 9.59 | 52,665 | 5,306 | 10.07 | -19.22 | -23.13 | -0.49 |
| EL MODELO | 41,900 | 4,850 | 11.57 | 32,973 | 3,632 | 11.02 | 27.07 | 33.52 | 0.56 |
| SAN NICOLÁS | 37,031 | 3,575 | 9.65 | 24,446 | 2,526 | 10.33 | 51.48 | 41.53 | -0.68 |
| P. MACHADO (LA MARGARITA) | 35,818 | 3,642 | 10.17 | 28,327 | 3,091 | 10.91 | 26.45 | 17.81 | -0.75 |
| LA PROVIDENCIA | 33,510 | 3,259 | 9.73 | 31,743 | 3,424 | 10.79 | 5.57 | -4.81 | -1.06 |
| CTRAL. PROGRESO | 30,840 | 3,608 | 11.70 | 23,300 | 2,721 | 11.68 | 32.36 | 32.59 | 0.02 |
| CONSTANCIA | 30,609 | 2,906 | 9.49 | 28,875 | 3,035 | 10.51 | 6.00 | -4.27 | -1.02 |
| CUATOTOLAPAM | 28,670 | 2,540 | 8.86 | 10,620 | 1,070 | 10.08 | 169.96 | 137.32 | -1.22 |
| CASASANO (LA ABEJA) | 23,232 | 3,016 | 12.98 | 20,528 | 2,599 | 12.66 | 13.17 | 16.06 | 0.32 |
| SN. RAFAEL DE PUCTE | 21,931 | 1,224 | 5.58 | 42,486 | 3,925 | 9.24 | -48.38 | -68.81 | -3.66 |
| SAN JOSÉ DE ABAJO | 21,797 | 2,123 | 9.74 | 18,219 | 1,783 | 9.79 | 19.64 | 19.04 | -0.05 |
| EL CARMEN | 19,000 | 1,687 | 8.88 | 18,278 | 1,688 | 9.23 | 3.95 | -0.06 | -0.36 |
| PEDERNALES | 17,788 | 2,071 | 11.64 | 7,012 | 758 | 10.81 | 153.68 | 173.14 | 0.83 |
| QUESERIA | 17,369 | 1,454 | 8.37 | 38,787 | 4,124 | 10.63 | -55.22 | -64.75 | -2.26 |
| EL REFUGIO | 17,168 | 1,548 | 9.02 | 10,079 | 1,046 | 10.38 | 70.34 | 48.07 | -1.36 |
| SAN MIGUELITO | 16,574 | 1,598 | 9.64 | 17,448 | 1,794 | 10.28 | -5.01 | -10.96 | -0.64 |
| LÁZARO CÁRDENAS | 15,875 | 1,747 | 11.00 | 14,036 | 1,599 | 11.40 | 13.10 | 9.22 | -0.39 |
| MAHUIXTLÁN | 13,476 | 1,411 | 10.47 | 12,255 | 1,350 | 11.01 | 9.97 | 4.53 | -0.55 |
| CALIPAM | 6,160 | 481 | 7.81 | 7,236 | 681 | 9.41 | -14.87 | -29.32 | -1.60 |
| EL MOLINO | 3,705 | 78 | 2.12 | 13,817 | 1,530 | 11.07 | -73.18 | -94.88 | -8.96 |
| SANTA CLARA | 3,000 | 110 | 3.67 | 25,659 | 2,763 | 10.77 | -88.31 | -96.02 | -7.10 |
| SAN MIGUEL DEL NARANJO | 2,718 | - | - | 34,745 | 4,240 | 12.20 | -92.18 | - | - |
| PLAN DE SAN LUIS | 2,325 | 202 | 8.69 | 22,490 | 2,579 | 11.47 | -89.66 | -92.17 | -2.78 |
| TALA (JOSE MA. MTZ.) | - | - | - | 78,369 | 8,039 | 10.26 | - | - | - |
| TAMAZULA | - | - | - | 45,682 | 5,344 | 11.70 | - | - | - |
| A. SÁENZ GARZA | - | - | - | 39,322 | 4,432 | 11.27 | - | - | - |
| EL HIGO | - | - | - | 38,832 | 4,446 | 11.45 | - | - | - |
| EL MANTE | - | - | - | 38,094 | 4,119 | 10.81 | - | - | - |
| PUGA | - | - | - | 37,704 | 3,652 | 9.69 | - | - | - |
| PÁNUCO (ZAPOAPITA) | - | - | - | 36,894 | 4,409 | 11.95 | - | - | - |
| SAN FCO. AMECA | - | - | - | 35,312 | 4,183 | 11.84 | - | - | - |
| MELCHOR OCAMPO | - | - | - | 30,067 | 3,527 | 11.73 | - | - | - |
| ALIANZA POPULAR | - | - | - | 25,624 | 3,135 | 12.24 | - | - | - |
| PLAN DE AYALA | - | - | - | 23,438 | 2,564 | 10.94 | - | - | - |
| JOSE MA. MORELOS | - | - | - | 18,923 | 1,677 | 8.86 | - | - | - |
| BELLAVISTA | - | - | - | 14,876 | 1,563 | 10.50 | - | - | - |
| LOS MOCHIS | - | - | - | 10,513 | 213 | 2.02 | - | - | - |
| ELDORADO | - | - | - | 10,304 | 939 | 9.11 | - | - | - |
| SANTA ROSALIA | - | - | - | 4,043 | 430 | 10.63 | - | - | - |
| LA JOYA | - | - | - | 3,966 | 321 | 8.08 | - | - | - |
| AZSUREMEX - TENOSIQUE | - | - | - | 2,076 | 228 | 11.00 | - | - | - |

NOTAS: 1/ Se presenta información a la Décima cuarta semana de las últimas 5 zafras.

REPORTE DE AVANCE DE PRODUCCIÓN DE CAÑA Y AZÚCAR

Ciclo azucarero 2013/14 Reporte No. 8 SEMANA NO. 14
Del 29/Dic/13 al 4/Ene/14 - Días acumulados de zafra: 65



INFORMACIÓN DE FÁBRICA - REPORTE ACUMULADO A LA SEMANA 14 - PRESENTACIÓN POR INGENIO

| INGENIO | ZAFRA 2013/14 | | | PROM. ÚLTIMAS 5 ZAFRAS 1/ | | | VAR. 2013/14 vs PROM. 5 ZAFRAS | | |
|---------------------------|------------------|----------------|------------------|---------------------------|----------------|------------------|--------------------------------|---------------|------------------|
| | Caña Molida | Azúcar Física | Rend. de Fábrica | Caña Molida | Azúcar Física | Rend. de Fábrica | Caña Molida | Azúcar Física | Rend. de Fábrica |
| | (Tons.) | (Tons.) | (%) | (Tons.) | (Tons.) | (%) | (%) | (%) | Dif. |
| TOTAL | 9,263,979 | 885,923 | 9.56 | 8,482,975 | 871,447 | 10.27 | 9.21 | 1.66 | -0.71 |
| TRES VALLES | 584,019 | 57,346 | 9.82 | 520,501 | 53,716 | 10.32 | 12.20 | 6.76 | -0.50 |
| A. LÓPEZ MATEOS | 451,681 | 44,791 | 9.92 | 398,409 | 41,692 | 10.46 | 13.37 | 7.43 | -0.55 |
| PUJILTIC (LA FE) | 439,763 | 49,849 | 11.34 | 381,669 | 47,624 | 12.48 | 15.22 | 4.67 | -1.14 |
| ATENCINGO | 429,375 | 51,052 | 11.89 | 403,105 | 47,357 | 11.75 | 6.52 | 7.80 | 0.14 |
| TALA (JOSE MA. MTZ.) | 395,449 | 35,669 | 9.02 | 259,723 | 23,681 | 9.12 | 52.26 | 50.62 | -0.10 |
| SAN CRISTOBAL | 388,630 | 35,258 | 9.07 | 233,592 | 19,187 | 8.21 | 66.37 | 83.75 | 0.86 |
| CTRAL. MOTZORONGO | 347,450 | 30,033 | 8.64 | 227,460 | 22,950 | 10.09 | 52.75 | 30.86 | -1.45 |
| SAN MIGUEL DEL NARANJO | 310,476 | 30,698 | 9.89 | 371,721 | 42,338 | 11.39 | -16.48 | -27.49 | -1.50 |
| EMILIANO ZAPATA | 282,307 | 36,875 | 13.06 | 282,849 | 35,451 | 12.53 | -0.19 | 4.02 | 0.53 |
| A. SÁENZ GARZA | 281,889 | 25,822 | 9.16 | 352,687 | 35,418 | 10.04 | -20.07 | -27.09 | -0.88 |
| TAMAZULA | 269,758 | 25,102 | 9.31 | 313,304 | 32,880 | 10.49 | -13.90 | -23.66 | -1.19 |
| SN. RAFAEL DE PUCTE | 266,783 | 14,829 | 5.56 | 319,051 | 26,529 | 8.32 | -16.38 | -44.10 | -2.76 |
| P. MACHADO (LA MARGARITA) | 263,964 | 25,861 | 9.80 | 140,205 | 15,032 | 10.72 | 88.27 | 72.03 | -0.92 |
| CONSTANCIA | 261,092 | 21,878 | 8.38 | 183,390 | 17,174 | 9.36 | 42.37 | 27.39 | -0.99 |
| LA GLORIA | 249,289 | 25,371 | 10.18 | 237,768 | 25,222 | 10.61 | 4.85 | 0.59 | -0.43 |
| EL POTRERO | 246,731 | 24,816 | 10.06 | 175,427 | 17,777 | 10.13 | 40.65 | 39.60 | -0.08 |
| QUESERIA | 240,194 | 20,801 | 8.66 | 273,037 | 26,325 | 9.64 | -12.03 | -20.98 | -0.98 |
| CTRAL. PROGRESO | 229,050 | 25,093 | 10.96 | 81,220 | 9,253 | 11.39 | 182.01 | 171.19 | -0.44 |
| EL MODELO | 223,335 | 22,248 | 9.96 | 112,259 | 11,105 | 9.89 | 98.95 | 100.34 | 0.07 |
| HUIXTLA | 213,015 | 18,677 | 8.77 | 286,679 | 27,128 | 9.46 | -25.70 | -31.15 | -0.70 |
| EL MANTE | 190,818 | 16,243 | 8.51 | 277,006 | 27,469 | 9.92 | -31.11 | -40.87 | -1.40 |
| MELCHOR OCAMPO | 190,760 | 20,000 | 10.48 | 189,728 | 20,577 | 10.85 | 0.54 | -2.80 | -0.36 |
| SAN FCO. AMECA | 190,240 | 18,213 | 9.57 | 243,403 | 24,136 | 9.92 | -21.84 | -24.54 | -0.34 |
| SAN NICOLAS | 182,481 | 16,461 | 9.02 | 145,377 | 13,496 | 9.28 | 25.52 | 21.97 | -0.26 |
| EL HIGO | 167,465 | 15,477 | 9.24 | 266,097 | 28,151 | 10.58 | -37.07 | -45.02 | -1.34 |
| PLAN DE AYALA | 163,217 | 13,279 | 8.14 | 177,858 | 18,064 | 10.16 | -8.23 | -26.49 | -2.02 |
| BELLAVISTA | 148,987 | 14,419 | 9.68 | 86,366 | 8,350 | 9.67 | 72.51 | 72.68 | 0.01 |
| CUATOTOLAPAM | 146,670 | 11,978 | 8.17 | 38,640 | 3,606 | 9.33 | 279.58 | 232.20 | -1.16 |
| PUGA | 143,640 | 11,113 | 7.74 | 109,724 | 9,508 | 8.67 | 30.91 | 16.88 | -0.93 |
| LA PROVIDENCIA | 134,082 | 11,978 | 8.93 | 138,786 | 13,474 | 9.71 | -3.39 | -11.11 | -0.78 |
| MAHUIXTLAN | 131,813 | 13,207 | 10.02 | 64,589 | 7,434 | 11.51 | 104.08 | 77.66 | -1.49 |
| SAN PEDRO | 120,522 | 10,021 | 8.31 | 51,414 | 4,885 | 9.50 | 134.42 | 105.14 | -1.19 |
| EL CARMEN | 113,300 | 9,235 | 8.15 | 99,142 | 8,300 | 8.37 | 14.28 | 11.27 | -0.22 |
| CASASANO (LA ABEJA) | 104,904 | 13,147 | 12.53 | 119,536 | 14,549 | 12.17 | -12.24 | -9.64 | 0.36 |
| PLAN DE SAN LUIS | 87,635 | 8,741 | 9.97 | 114,070 | 12,362 | 10.84 | -23.17 | -29.29 | -0.86 |
| SAN MIGUELITO | 87,409 | 8,115 | 9.28 | 52,976 | 5,029 | 9.49 | 65.00 | 61.36 | -0.21 |
| JOSE MA. MORELOS | 81,161 | 6,423 | 7.91 | 48,104 | 4,198 | 8.73 | 68.72 | 52.99 | -0.81 |
| ALIANZA POPULAR | 80,480 | 7,426 | 9.23 | 151,274 | 16,839 | 11.13 | -46.80 | -55.90 | -1.91 |
| EL REFUGIO | 78,782 | 6,764 | 8.59 | 52,763 | 5,336 | 10.11 | 49.31 | 26.77 | -1.53 |
| LAZARO CARDENAS | 76,955 | 8,365 | 10.87 | 37,868 | 4,108 | 10.85 | 103.22 | 103.65 | 0.02 |
| PÁNUCO (ZAPOAPITA) | 67,123 | 5,523 | 8.23 | 157,252 | 16,634 | 10.58 | -57.32 | -66.80 | -2.35 |
| PEDERNALES | 62,734 | 6,558 | 10.45 | 28,294 | 2,711 | 9.58 | 121.72 | 141.93 | 0.87 |
| SAN JOSE DE ABAJO | 49,267 | 4,199 | 8.52 | 63,596 | 6,126 | 9.63 | -22.53 | -31.46 | -1.11 |
| SANTA CLARA | 38,715 | 3,350 | 8.65 | 66,153 | 6,376 | 9.64 | -41.48 | -47.46 | -0.99 |
| EL MOLINO | 26,297 | 1,986 | 7.55 | 32,586 | 3,373 | 10.35 | -19.30 | -41.13 | -2.80 |
| CALIPAM | 24,270 | 1,637 | 6.74 | 27,710 | 2,209 | 7.97 | -12.41 | -25.91 | -1.23 |
| ELDORADO | - | - | - | 41,740 | 3,357 | 8.04 | - | - | - |
| SANTA ROSALIA | - | - | - | 18,349 | 1,575 | 8.58 | - | - | - |
| LOS MOCHIS | - | - | - | 10,513 | 213 | 2.02 | - | - | - |
| LA JOYA | - | - | - | 9,668 | 510 | 5.27 | - | - | - |
| AZSUREMEX - TENOSIQUE | - | - | - | 6,416 | 572 | 8.92 | - | - | - |
| NVO. SAN FRANCISCO | - | - | - | 1,922 | 85 | 4.42 | - | - | - |

NOTAS: 1/ Se presenta información a la Décima cuarta semana de las últimas 5 zafras.

REPORTE DE AVANCE DE PRODUCCIÓN DE CAÑA Y AZÚCAR

Ciclo azucarero 2013/14 Reporte No. 8 SEMANA NO. 14
Del 29/Dic/13 al 4/Ene/14 - Días acumulados de zafra: 65



INFORMACIÓN DE FÁBRICA - REPORTE DE LA SEMANA 14 - PRESENTACIÓN POR ESTADO

| ESTADO | ZAFRA 2013/14 | | | PROM. ULTIMAS 5 ZAFRAS 1/ | | | VAR. 2013/14 vs PROM. 5 ZAFRAS | | |
|-----------------|------------------|----------------|------------------|---------------------------|----------------|------------------|--------------------------------|---------------|------------------|
| | Caña Molida | Azúcar Física | Rend. de Fábrica | Caña Molida | Azúcar Física | Rend. de Fábrica | Caña Molida | Azúcar Física | Rend. de Fábrica |
| | (Tons.) | (Tons.) | (%) | (Tons.) | (Tons.) | (%) | (%) | (%) | Dif. |
| TOTAL | 1,101,103 | 115,612 | 10.50 | 1,554,500 | 171,087 | 11.01 | -29.17 | -32.42 | -0.51 |
| VERACRUZ | 666,060 | 68,323 | 10.26 | 609,364 | 65,600 | 10.77 | 9.30 | 4.15 | -0.51 |
| OAXACA | 115,072 | 12,120 | 10.53 | 91,384 | 10,359 | 11.34 | 25.92 | 17.00 | -0.80 |
| CHIAPAS | 89,844 | 9,750 | 10.85 | 98,036 | 11,743 | 11.98 | -8.36 | -16.97 | -1.13 |
| PUEBLA | 73,970 | 8,917 | 12.06 | 69,661 | 8,532 | 12.25 | 6.19 | 4.51 | -0.19 |
| MORELOS | 71,446 | 9,616 | 13.46 | 68,712 | 8,971 | 13.06 | 3.98 | 7.19 | 0.40 |
| MICHOACÁN | 36,663 | 3,928 | 10.71 | 46,707 | 5,120 | 10.96 | -21.50 | -23.29 | -0.25 |
| QUINTANA ROO | 21,931 | 1,224 | 5.58 | 42,486 | 3,925 | 9.24 | -48.38 | -68.81 | -3.66 |
| COLIMA | 17,369 | 1,454 | 8.37 | 38,787 | 4,124 | 10.63 | -55.22 | -64.75 | -2.26 |
| SAN LUIS POTOSÍ | 5,043 | 202 | 4.00 | 106,297 | 12,518 | 11.78 | -95.26 | -98.39 | -7.77 |
| NAYARIT | 3,705 | 78 | 2.12 | 51,521 | 5,182 | 10.06 | -92.81 | -98.49 | -7.94 |
| JALISCO | - | - | - | 223,228 | 24,332 | 10.90 | - | - | - |
| TAMAULIPAS | - | - | - | 77,416 | 8,551 | 11.05 | - | - | - |
| SINALOA | - | - | - | 20,817 | 1,151 | 5.53 | - | - | - |
| TABASCO | - | - | - | 6,119 | 658 | 10.75 | - | - | - |
| CAMPECHE | - | - | - | 3,966 | 321 | 8.08 | - | - | - |

NOTAS: 1/ Se presenta información a la Décima cuarta semana de las últimas 5 zafras.

INFORMACIÓN DE FÁBRICA - REPORTE ACUMULADO A LA SEMANA 14 - PRESENTACIÓN POR ESTADO

| ESTADO | ZAFRA 2013/14 | | | PROM. ULTIMAS 5 ZAFRAS 1/ | | | VAR. 2013/14 vs PROM. 5 ZAFRAS | | |
|-----------------|------------------|----------------|------------------|---------------------------|----------------|------------------|--------------------------------|---------------|------------------|
| | Caña Molida | Azúcar Física | Rend. de Fábrica | Caña Molida | Azúcar Física | Rend. de Fábrica | Caña Molida | Azúcar Física | Rend. de Fábrica |
| | (Tons.) | (Tons.) | (%) | (Tons.) | (Tons.) | (%) | (%) | (%) | Dif. |
| TOTAL | 9,263,979 | 885,923 | 9.56 | 8,482,975 | 871,447 | 10.27 | 9.21 | 1.66 | -0.71 |
| VERACRUZ | 3,729,730 | 348,236 | 9.34 | 2,851,408 | 283,602 | 9.95 | 30.80 | 22.79 | -0.61 |
| JALISCO | 1,276,355 | 119,827 | 9.39 | 1,140,627 | 113,823 | 9.98 | 11.90 | 5.27 | -0.59 |
| OAXACA | 794,427 | 77,415 | 9.74 | 591,377 | 62,060 | 10.49 | 34.34 | 24.74 | -0.75 |
| CHIAPAS | 652,778 | 68,526 | 10.50 | 668,348 | 74,752 | 11.18 | -2.33 | -8.33 | -0.69 |
| SAN LUIS POTOSÍ | 641,808 | 60,144 | 9.37 | 814,923 | 89,603 | 11.00 | -21.24 | -32.88 | -1.62 |
| TAMAULIPAS | 472,707 | 42,065 | 8.90 | 629,693 | 62,887 | 9.99 | -24.93 | -33.11 | -1.09 |
| PUEBLA | 453,645 | 52,689 | 11.61 | 430,814 | 49,566 | 11.51 | 5.30 | 6.30 | 0.11 |
| MORELOS | 387,211 | 50,022 | 12.92 | 402,385 | 50,000 | 12.43 | -3.77 | 0.04 | 0.49 |
| QUINTANA ROO | 266,783 | 14,829 | 5.56 | 319,051 | 26,529 | 8.32 | -16.38 | -44.10 | -2.76 |
| COLIMA | 240,194 | 20,801 | 8.66 | 273,037 | 26,325 | 9.64 | -12.03 | -20.98 | -0.98 |
| MICHOACÁN | 178,405 | 18,272 | 10.24 | 132,316 | 13,194 | 9.97 | 34.83 | 38.49 | 0.27 |
| NAYARIT | 169,937 | 13,099 | 7.71 | 142,310 | 12,881 | 9.05 | 19.41 | 1.69 | -1.34 |
| SINALOA | - | - | - | 52,253 | 3,570 | 6.83 | - | - | - |
| TABASCO | - | - | - | 24,766 | 2,147 | 8.67 | - | - | - |
| CAMPECHE | - | - | - | 9,668 | 510 | 5.27 | - | - | - |

NOTAS: 1/ Se presenta información a la Décima cuarta semana de las últimas 5 zafras.

REPORTE DE AVANCE DE PRODUCCIÓN DE CAÑA Y AZÚCAR

Ciclo azucarero 2013/14 Reporte No. 8 SEMANA NO. 14

Del 29/Dic/13 al 4/Ene/14 - Días acumulados de zafra: 65



Página 10

INFORMACIÓN DE FÁBRICA - REPORTE DE LA SEMANA 14 - PRESENTACIÓN POR CONSORCIO 2/

| CONSORCIO | ZAFRA 2013/14 | | | PROM. ÚLTIMAS 5 ZAFRAS 1/ | | | VAR. 2013/14 vs PROM. 5 ZAFRAS | | |
|----------------------------|------------------|----------------|------------------|---------------------------|----------------|------------------|--------------------------------|---------------|------------------|
| | Caña Molida | Azúcar Física | Rend. de Fábrica | Caña Molida | Azúcar Física | Rend. de Fábrica | Caña Molida | Azúcar Física | Rend. de Fábrica |
| | (Tons.) | (Tons.) | (%) | (Tons.) | (Tons.) | (%) | (%) | (%) | Dif. |
| TOTAL | 1,101,103 | 115,612 | 10.50 | 1,554,500 | 171,087 | 11.01 | -29.17 | -32.42 | -0.51 |
| FEESA (9) | 392,731 | 44,560 | 11.35 | 372,629 | 42,040 | 11.28 | 5.39 | 6.00 | 0.06 |
| PIASA (2) | 149,151 | 16,765 | 11.24 | 128,229 | 14,758 | 11.51 | 16.32 | 13.60 | -0.27 |
| PORRES (3) | 89,122 | 8,291 | 9.30 | 91,398 | 9,454 | 10.34 | -2.49 | -12.30 | -1.04 |
| BETA SAN MIGUEL (6) | 72,627 | 5,584 | 7.69 | 184,248 | 19,937 | 10.82 | -60.58 | -71.99 | -3.13 |
| MOTZORONGO (2) | 67,918 | 6,241 | 9.19 | 52,449 | 5,616 | 10.71 | 29.49 | 11.14 | -1.52 |
| LA MARGARITA (3) | 66,658 | 7,250 | 10.88 | 62,693 | 6,634 | 10.58 | 6.32 | 9.28 | 0.29 |
| ZUCARMEX (5) | 60,780 | 7,083 | 11.65 | 126,525 | 15,760 | 12.46 | -51.96 | -55.06 | -0.80 |
| G. AZUCAR. DEL TROPICO (2) | 52,089 | 5,537 | 10.63 | 51,914 | 5,763 | 11.10 | 0.34 | -3.92 | -0.47 |
| SANTOS (5) | 46,458 | 4,611 | 9.92 | 81,570 | 9,090 | 11.14 | -43.05 | -49.28 | -1.22 |
| FANJUL | 37,031 | 3,575 | 9.65 | 24,446 | 2,526 | 10.33 | 51.48 | 41.53 | -0.68 |
| GARCÍA GONZÁLEZ (3) | 25,160 | 2,168 | 8.62 | 25,514 | 2,369 | 9.28 | -1.39 | -8.47 | -0.67 |
| PERNO | 21,797 | 2,123 | 9.74 | 18,219 | 1,783 | 9.79 | 19.64 | 19.04 | -0.05 |
| G. AZUCARERO MÉXICO (4) | 15,875 | 1,747 | 11.00 | 102,709 | 10,577 | 10.30 | -84.54 | -83.48 | 0.71 |
| MENCHACA | 3,705 | 78 | 2.12 | 13,817 | 1,530 | 11.07 | -73.18 | -94.88 | -8.96 |
| SAENZ (3) | - | - | - | 123,097 | 13,895 | 11.29 | - | - | - |
| PANTALEÓN ** | - | - | - | 44,751 | 5,264 | 11.76 | - | - | - |
| PUGA | - | - | - | 37,704 | 3,652 | 9.69 | - | - | - |
| LOS MOCHIS | - | - | - | 10,513 | 213 | 2.02 | - | - | - |
| JIMÉNEZ SAINZ | - | - | - | 2,076 | 228 | 11.00 | - | - | - |

NOTAS: 1/ Se presenta información a la Décima cuarta semana de las últimas 5 zafras.

2/ El valor entre paréntesis corresponde al número de ingenios que agrupa el Consorcio, cuando este dato es mayor a 1.

** Debido a que el consorcio adquirió el ingenio Pánuco para la zafra 2011/12, para el promedio de las últimas 5 zafras se tomará únicamente la información de las dos zafras anteriores.

INF. DE FÁBRICA - REPORTE ACUMULADO A LA SEMANA 14 - PRESENTACIÓN POR CONSORCIO 2/

| CONSORCIO | ZAFRA 2013/14 | | | PROM. ÚLTIMAS 5 ZAFRAS 1/ | | | VAR. 2013/14 vs PROM. 5 ZAFRAS | | |
|----------------------------|------------------|----------------|------------------|---------------------------|----------------|------------------|--------------------------------|---------------|------------------|
| | Caña Molida | Azúcar Física | Rend. de Fábrica | Caña Molida | Azúcar Física | Rend. de Fábrica | Caña Molida | Azúcar Física | Rend. de Fábrica |
| | (Tons.) | (Tons.) | (%) | (Tons.) | (Tons.) | (%) | (%) | (%) | Dif. |
| TOTAL | 9,263,979 | 885,923 | 9.56 | 8,482,975 | 871,447 | 10.27 | 9.21 | 1.66 | -0.71 |
| FEESA (9) | 1,984,410 | 212,230 | 10.69 | 1,632,600 | 176,292 | 10.80 | 21.55 | 20.39 | -0.10 |
| BETA SAN MIGUEL (6) | 1,268,785 | 106,417 | 8.39 | 1,408,951 | 138,076 | 9.80 | -9.95 | -22.93 | -1.41 |
| PIASA (2) | 1,035,700 | 102,136 | 9.86 | 918,909 | 95,408 | 10.38 | 12.71 | 7.05 | -0.52 |
| ZUCARMEX (5) | 929,801 | 98,534 | 10.60 | 902,083 | 103,785 | 11.51 | 3.07 | -5.06 | -0.91 |
| SAENZ (3) | 742,465 | 67,167 | 9.05 | 942,997 | 95,767 | 10.16 | -21.27 | -29.86 | -1.11 |
| SANTOS (5) | 602,088 | 53,659 | 8.91 | 482,432 | 49,569 | 10.27 | 24.80 | 8.25 | -1.36 |
| LA MARGARITA (3) | 574,175 | 57,377 | 9.99 | 279,469 | 29,547 | 10.57 | 105.45 | 94.19 | -0.58 |
| G. AZUCARERO MÉXICO (4) | 472,404 | 44,034 | 9.32 | 339,332 | 31,146 | 9.18 | 39.22 | 41.38 | 0.14 |
| MOTZORONGO (2) | 426,232 | 36,797 | 8.63 | 280,223 | 28,286 | 10.09 | 52.10 | 30.09 | -1.46 |
| PORRES (3) | 372,252 | 32,047 | 8.61 | 404,246 | 38,389 | 9.50 | -7.91 | -16.52 | -0.89 |
| G. AZUCAR. DEL TROPICO (2) | 249,289 | 25,371 | 10.18 | 247,436 | 25,731 | 10.40 | 0.75 | -1.40 | -0.22 |
| FANJUL | 182,481 | 16,461 | 9.02 | 145,377 | 13,496 | 9.28 | 25.52 | 21.97 | -0.26 |
| PUGA | 143,640 | 11,113 | 7.74 | 109,724 | 9,508 | 8.67 | 30.91 | 16.88 | -0.93 |
| GARCÍA GONZÁLEZ (3) | 137,570 | 10,871 | 7.90 | 128,773 | 10,593 | 8.23 | 6.83 | 2.62 | -0.32 |
| PANTALEÓN ** | 67,123 | 5,523 | 8.23 | 147,311 | 15,570 | 10.57 | -54.43 | -64.53 | -2.34 |
| PERNO | 49,267 | 4,199 | 8.52 | 63,596 | 6,126 | 9.63 | -22.53 | -31.46 | -1.11 |
| MENCHACA | 26,297 | 1,986 | 7.55 | 32,586 | 3,373 | 10.35 | -19.30 | -41.13 | -2.80 |
| LOS MOCHIS | - | - | - | 10,513 | 213 | 2.02 | - | - | - |
| JIMÉNEZ SAINZ | - | - | - | 6,416 | 572 | 8.92 | - | - | - |

NOTAS: 1/ Se presenta información a la Décima cuarta semana de las últimas 5 zafras.

2/ El valor entre paréntesis corresponde al número de ingenios que agrupa el Consorcio, cuando este dato es mayor a 1.

** Debido a que el consorcio adquirió el ingenio Pánuco para la zafra 2011/12, para el promedio de las últimas 5 zafras se tomará únicamente la información de las dos zafras anteriores.

REPORTE DE AVANCE DE PRODUCCIÓN DE CAÑA Y AZÚCAR

Ciclo azucarero 2013/14 Reporte No. 8 SEMANA NO. 14
Del 29/Dic/13 al 4/Ene/14 - Días acumulados de zafra: 65



AZÚCAR POR CLASE - REPORTE DE LA SEMANA 14 - PRESENTACIÓN POR INGENIO

| INGENIO | ZAFRA 2013/14 | | | | | PROMEDIO ÚLTIMAS 5 ZAFRAS 1/ | | | | | VAR. 2013/14 vs PROM. 5 ZAFRAS | | | | |
|---------------------------|----------------|---------------|---------------|--------------|--------------|------------------------------|---------------|----------------|--------------|--------------|--------------------------------|---------------|---------------|---------------|---------------|
| | Azúcar Física | Refinada | Estánd. | Bco. Esp. | Masc. | Azúcar Física | Refinada | Estánd. | Bco. Esp. | Masc. | Azúcar Física | Refinada | Estánd. | Bco. Esp. | Masc. |
| | (Tons.) | (Tons.) | (Tons.) | (Tons.) | (Tons.) | (Tons.) | (Tons.) | (Tons.) | (Tons.) | (Tons.) | (%) | (%) | (%) | (%) | (%) |
| T O T A L | 115,612 | 30,244 | 78,773 | 2,204 | 4,391 | 171,087 | 52,441 | 111,627 | 5,714 | 1,306 | -32.42 | -42.33 | -29.43 | -61.43 | 236.25 |
| TRES VALLES | 9,835 | 9,835 | - | - | - | 8,536 | 8,536 | - | - | - | 15.22 | 15.22 | - | - | - |
| SAN CRISTÓBAL | 8,640 | - | 8,640 | - | - | 6,024 | 6,024 | - | - | - | 43.42 | - | - | - | - |
| ATENCINGO | 8,436 | - | 8,436 | - | - | 7,852 | - | 7,852 | - | - | 7.45 | - | 7.45 | - | - |
| EL POTRERO | 7,960 | 7,960 | - | - | - | 7,764 | 7,764 | - | - | - | 2.52 | 2.52 | - | - | - |
| A. LÓPEZ MATEOS | 6,930 | 6,930 | - | - | - | 6,222 | 6,222 | - | - | - | 11.38 | 11.38 | - | - | - |
| EMILIANO ZAPATA | 6,600 | - | 6,600 | - | - | 6,372 | - | 6,372 | - | - | 3.57 | - | 3.57 | - | - |
| PUJILTI (LA FE) | 5,672 | - | 5,672 | - | - | 6,437 | - | 6,437 | - | - | -11.89 | - | -11.89 | - | - |
| LA GLORIA | 5,537 | - | 5,537 | - | - | 5,442 | - | 5,442 | - | - | 1.74 | - | 1.74 | - | - |
| EL MODELO | 4,850 | - | 4,850 | - | - | 3,632 | - | 3,632 | - | - | 33.52 | - | 33.52 | - | - |
| CTRAL. MOTZORONGO | 4,693 | - | 1,081 | - | 3,612 | 4,570 | - | 3,358 | - | 1,211 | 2.69 | - | -67.83 | - | 198.19 |
| SAN PEDRO | 4,103 | - | 4,103 | - | - | 1,385 | - | 1,385 | - | - | 196.27 | - | 196.27 | - | - |
| HUIXTLA | 4,078 | - | 4,078 | - | - | 5,306 | - | 5,306 | - | - | -23.13 | - | -23.13 | - | - |
| P. MACHADO (LA MARGARITA) | 3,642 | - | 3,642 | - | - | 3,091 | - | 3,091 | - | - | 17.81 | - | 17.81 | - | - |
| CTRAL. PROGRESO | 3,608 | - | 3,608 | - | - | 2,721 | - | 2,721 | - | - | 32.59 | - | 32.59 | - | - |
| SAN NICOLÁS | 3,575 | 3,575 | - | - | - | 2,526 | 2,526 | - | - | - | 41.53 | 41.53 | - | - | - |
| LA PROVIDENCIA | 3,259 | - | 3,259 | - | - | 3,424 | - | 3,424 | - | - | -4.81 | - | -4.81 | - | - |
| CASASANO (LA ABEJA) | 3,016 | - | 3,016 | - | - | 2,599 | - | 2,599 | - | - | 16.06 | - | 16.06 | - | - |
| CONSTANCIA | 2,906 | - | 2,906 | - | - | 3,035 | - | 3,035 | - | - | -4.27 | - | -4.27 | - | - |
| CUATOTOLAPAM | 2,540 | - | 2,133 | - | 407 | 1,070 | - | 1,070 | - | - | 137.32 | - | 99.32 | - | - |
| SAN JOSÉ DE ABAJO | 2,123 | - | 2,123 | - | - | 1,783 | - | 1,783 | - | - | 19.04 | - | 19.04 | - | - |
| PEDERNALES | 2,071 | - | - | 2,071 | - | 758 | - | - | 758 | - | 173.14 | - | - | 173.14 | - |
| LÁZARO CÁRDENAS | 1,747 | 55 | 1,692 | - | - | 1,599 | - | 1,599 | - | - | 9.22 | - | 5.75 | - | - |
| EL CARMEN | 1,687 | 1,687 | - | - | - | 1,688 | 1,688 | - | - | - | -0.06 | -0.06 | - | - | - |
| SAN MIGUELITO | 1,598 | - | 1,598 | - | - | 1,794 | - | 1,794 | - | - | -10.96 | - | -10.96 | - | - |
| EL REFUGIO | 1,548 | - | 1,176 | - | 372 | 1,046 | - | 951 | - | 95 | 48.07 | - | 23.64 | - | 293.89 |
| QUESERIA | 1,454 | - | 1,321 | 133 | - | 4,124 | - | 3,776 | 348 | - | -64.75 | - | -65.02 | -61.74 | - |
| MAHUIXTLÁN | 1,411 | - | 1,411 | - | - | 1,350 | - | 1,350 | - | - | 4.53 | - | 4.53 | - | - |
| SN. RAFAEL DE PUCTÉ | 1,224 | - | 1,224 | - | - | 3,925 | - | 3,925 | - | - | -68.81 | - | -68.81 | - | - |
| CALIPAM | 481 | - | 481 | - | - | 681 | - | 681 | - | - | -29.32 | - | -29.32 | - | - |
| PLAN DE SAN LUIS | 202 | 202 | - | - | - | 2,579 | 2,039 | 539 | - | - | -92.17 | -90.10 | - | - | - |
| SANTA CLARA | 110 | - | 110 | - | - | 2,763 | - | 2,763 | - | - | -96.02 | - | -96.02 | - | - |
| EL MOLINO | 78 | - | 78 | - | - | 1,530 | - | 1,530 | - | - | -94.88 | - | -94.88 | - | - |
| TALA (JOSE MA. MTZ.) | - | - | - | - | - | 8,039 | - | 8,039 | - | - | - | - | - | - | - |
| TAMAZULA | - | - | - | - | - | 5,344 | 5,344 | - | - | - | - | - | - | - | - |
| EL HIGO | - | - | - | - | - | 4,446 | - | 4,446 | - | - | - | - | - | - | - |

NOTAS: 1/ Se presenta información a la Décima cuarta semana de las últimas 5 zafras.

Continúa...

REPORTE DE AVANCE DE PRODUCCIÓN DE CAÑA Y AZÚCAR

Ciclo azucarero 2013/14 Reporte No. 8 SEMANA NO. 14

Del 29/Dic/13 al 4/Ene/14 - Días acumulados de zafra: 65



AZÚCAR POR CLASE - REPORTE DE LA SEMANA 14 - PRESENTACIÓN POR INGENIO

| INGENIO | ZAFRA 2013/14 | | | | | PROMEDIO ÚLTIMAS 5 ZAFRAS 1/ | | | | | VAR. 2013/14 vs PROM. 5 ZAFRAS | | | | |
|------------------------|----------------|---------------|---------------|--------------|--------------|------------------------------|---------------|----------------|--------------|--------------|--------------------------------|---------------|---------------|---------------|---------------|
| | Azúcar Física | Refinada | Estánd. | Bco. Esp. | Masc. | Azúcar Física | Refinada | Estánd. | Bco. Esp. | Masc. | Azúcar Física | Refinada | Estánd. | Bco. Esp. | Masc. |
| | (Tons.) | (Tons.) | (Tons.) | (Tons.) | (Tons.) | (Tons.) | (Tons.) | (Tons.) | (Tons.) | (Tons.) | (%) | (%) | (%) | (%) | (%) |
| T O T A L | 115,612 | 30,244 | 78,773 | 2,204 | 4,391 | 171,087 | 52,441 | 111,627 | 5,714 | 1,306 | -32.42 | -42.33 | -29.43 | -61.43 | 236.25 |
| A. SAENZ GARZA | - | - | - | - | - | 4,432 | 2,482 | 1,950 | - | - | - | - | - | - | - |
| PÁNUCO (ZAPOAPITA) | - | - | - | - | - | 4,409 | - | 4,409 | - | - | - | - | - | - | - |
| SAN MIGUEL DEL NARANJO | - | - | - | - | - | 4,240 | 140 | 4,099 | 0 | - | - | - | - | - | - |
| SAN FCO. AMECA | - | - | - | - | - | 4,183 | - | 306 | 3,876 | - | - | - | - | - | - |
| EL MANTE | - | - | - | - | - | 4,119 | 4,119 | - | - | - | - | - | - | - | - |
| PUGA | - | - | - | - | - | 3,652 | 2,780 | 141 | 731 | - | - | - | - | - | - |
| MELCHOR OCAMPO | - | - | - | - | - | 3,527 | - | 3,527 | - | - | - | - | - | - | - |
| ALIANZA POPULAR | - | - | - | - | - | 3,135 | - | 3,135 | - | - | - | - | - | - | - |
| PLAN DE AYALA | - | - | - | - | - | 2,564 | 2,564 | - | - | - | - | - | - | - | - |
| JOSÉ MA. MORELOS | - | - | - | - | - | 1,677 | - | 1,677 | - | - | - | - | - | - | - |
| BELLAVISTA | - | - | - | - | - | 1,563 | - | 1,563 | - | - | - | - | - | - | - |
| ELDORADO | - | - | - | - | - | 939 | - | 939 | - | - | - | - | - | - | - |
| SANTA ROSALÍA | - | - | - | - | - | 430 | - | 430 | - | - | - | - | - | - | - |
| LA JOYA | - | - | - | - | - | 321 | - | 321 | - | - | - | - | - | - | - |
| AZSUREMEX - TENOSIQUE | - | - | - | - | - | 228 | - | 228 | - | - | - | - | - | - | - |
| LOS MOCHIS | - | - | - | - | - | 213 | 212.6 | - | - | - | - | - | - | - | - |
| NVO. SAN FRANCISCO | - | - | - | - | - | 0.002 | - | 0.002 | - | - | - | - | - | - | - |

NOTAS: 1/ Se presenta información a la Décima cuarta semana de las últimas 5 zafras.

REPORTE DE AVANCE DE PRODUCCIÓN DE CAÑA Y AZÚCAR

Ciclo azucarero 2013/14 Reporte No. 8 SEMANA NO. 14

Del 29/Dic/13 al 4/Ene/14 - Días acumulados de zafra: 65



AZÚCAR POR CLASE - REPORTE ACUMULADO A LA SEMANA 14 - PRESENTACIÓN POR INGENIO

| INGENIO | ZAFRA 2013/14 | | | | | PROMEDIO ÚLTIMAS 5 ZAFRAS 1/ | | | | | VAR. 2013/14 vs PROM. 5 ZAFRAS | | | | |
|---------------------------|----------------|----------------|----------------|---------------|---------------|------------------------------|----------------|----------------|---------------|--------------|--------------------------------|---------------|-------------|--------------|---------------|
| | Azúcar Física | Refinada | Estánd. | Bco. Esp. | Masc. | Azúcar Física | Refinada | Estánd. | Bco. Esp. | Masc. | Azúcar Física | Refinada | Estánd. | Bco. Esp. | Masc. |
| | (Tons.) | (Tons.) | (Tons.) | (Tons.) | (Tons.) | (Tons.) | (Tons.) | (Tons.) | (Tons.) | (Tons.) | (%) | (%) | (%) | (%) | (%) |
| TOTAL | 885,923 | 222,534 | 594,781 | 37,523 | 31,085 | 871,447 | 272,403 | 558,264 | 33,485 | 7,295 | 1.66 | -18.31 | 6.54 | 12.06 | 326.10 |
| TRES VALLES | 57,346 | 57,346 | - | - | - | 53,716 | 53,716 | - | - | - | 6.76 | 6.76 | - | - | - |
| ATENCINGO | 51,052 | - | 51,052 | - | - | 47,357 | - | 47,357 | - | - | 7.80 | - | 7.80 | - | - |
| PUJILTI (LA FE) | 49,849 | - | 49,849 | - | - | 47,624 | - | 47,624 | - | - | 4.67 | - | 4.67 | - | - |
| A. LÓPEZ MATEOS | 44,791 | 44,791 | - | - | - | 41,692 | 41,692 | - | - | - | 7.43 | 7.43 | - | - | - |
| EMILIANO ZAPATA | 36,875 | - | 36,875 | - | - | 35,451 | - | 35,451 | - | - | 4.02 | - | 4.02 | - | - |
| TALA (JOSE MA. MTZ.) | 35,669 | - | 35,669 | - | - | 23,681 | - | 23,681 | - | - | 50.62 | - | 50.62 | - | - |
| SAN CRISTOBAL | 35,258 | - | 35,258 | - | - | 19,187 | 19,187 | - | - | - | 83.75 | - | - | - | - |
| SAN MIGUEL DEL NARANJO | 30,698 | 1,535 | 29,163 | - | - | 42,338 | 747 | 39,882 | 1,709 | - | -27.49 | 105.50 | -26.88 | - | - |
| CTRAL. MOTZORONGO | 30,033 | - | 1,081 | - | 28,953 | 22,950 | - | 15,927 | - | 7,023 | 30.86 | - | -93.22 | - | 312.26 |
| P. MACHADO (LA MARGARITA) | 25,861 | - | 25,861 | - | - | 15,032 | - | 15,032 | - | - | 72.03 | - | 72.03 | - | - |
| A. SAENZ GARZA | 25,822 | - | 25,822 | - | - | 35,418 | 20,160 | 15,258 | - | - | -27.09 | - | 69.24 | - | - |
| LA GLORIA | 25,371 | - | 25,371 | - | - | 25,222 | - | 25,222 | - | - | 0.59 | - | 0.59 | - | - |
| TAMAZULA | 25,102 | 21,991 | 3,111 | - | - | 32,880 | 32,880 | - | - | - | -23.66 | -33.12 | - | - | - |
| CTRAL. PROGRESO | 25,093 | - | 25,093 | - | - | 9,253 | - | 9,253 | - | - | 171.19 | - | 171.19 | - | - |
| EL POTRERO | 24,816 | 24,816 | - | - | - | 17,777 | 17,777 | - | - | - | 39.60 | 39.60 | - | - | - |
| EL MODELO | 22,248 | - | 22,248 | - | - | 11,105 | - | 11,105 | - | - | 100.34 | - | 100.34 | - | - |
| CONSTANCIA | 21,878 | - | 21,878 | - | - | 17,174 | - | 17,060 | 114 | - | 27.39 | - | 28.24 | - | - |
| QUESERIA | 20,801 | - | 7,968 | 12,833 | - | 26,325 | - | 21,841 | 4,484 | - | -20.98 | - | -63.52 | 186.19 | - |
| MELCHOR OCAMPO | 20,000 | - | 20,000 | - | - | 20,577 | - | 20,577 | - | - | -2.80 | - | -2.80 | - | - |
| HUIXTLA | 18,677 | - | 18,677 | - | - | 27,128 | - | 27,128 | - | - | -31.15 | - | -31.15 | - | - |
| SAN FCO. AMECA | 18,213 | - | 1,731 | 16,482 | - | 24,136 | - | 1,890 | 22,246 | - | -24.54 | - | -8.39 | -25.91 | - |
| SAN NICOLÁS | 16,461 | 16,461 | - | - | - | 13,496 | 13,496 | - | - | - | 21.97 | 21.97 | - | - | - |
| EL MANTE | 16,243 | 16,243 | - | - | - | 27,469 | 27,469 | - | - | - | -40.87 | -40.87 | - | - | - |
| EL HIGO | 15,477 | - | 15,477 | - | - | 28,151 | - | 28,151 | - | - | -45.02 | - | -45.02 | - | - |
| SN. RAFAEL DE PUCTÉ | 14,829 | - | 14,829 | - | - | 26,529 | - | 26,290 | 240 | - | -44.10 | - | -43.60 | - | - |
| BELLAVISTA | 14,419 | - | 14,419 | - | - | 8,350 | - | 8,350 | - | - | 72.68 | - | 72.68 | - | - |
| PLAN DE AYALA | 13,279 | 13,279 | - | - | - | 18,064 | 18,064 | - | - | - | -26.49 | -26.49 | - | - | - |
| MAHUIXTLAN | 13,207 | - | 13,207 | - | - | 7,434 | - | 7,434 | - | - | 77.66 | - | 77.66 | - | - |
| CASASANO (LA ABEJA) | 13,147 | - | 13,147 | - | - | 14,549 | - | 14,549 | - | - | -9.64 | - | -9.64 | - | - |
| CUATOTOLAPAM | 11,978 | - | 11,571 | - | 407 | 3,606 | - | 3,606 | - | - | 232.20 | - | 220.92 | - | - |
| LA PROVIDENCIA | 11,978 | - | 11,978 | - | - | 13,474 | - | 13,474 | - | - | -11.11 | - | -11.11 | - | - |
| PUGA | 11,113 | 9,462 | - | 1,651 | - | 9,508 | 6,881 | 645 | 1,982 | - | 16.88 | 37.51 | - | -16.70 | - |
| SAN PEDRO | 10,021 | - | 10,021 | - | - | 4,885 | - | 4,885 | - | - | 105.14 | - | 105.14 | - | - |
| EL CARMEN | 9,235 | 7,814 | 1,420 | - | - | 8,300 | 8,300 | - | - | - | 11.27 | -5.85 | - | - | - |
| PLAN DE SAN LUIS | 8,741 | 8,741 | - | - | - | 12,362 | 11,822 | 539 | - | - | -29.29 | -26.07 | - | - | - |

NOTAS: 1/ Se presenta información a la Décima cuarta semana de las últimas 5 zafras.

Continúa...

REPORTE DE AVANCE DE PRODUCCIÓN DE CAÑA Y AZÚCAR

Ciclo azucarero 2013/14 Reporte No. 8 SEMANA NO. 14

Del 29/Dic/13 al 4/Ene/14 - Días acumulados de zafra: 65



AZÚCAR POR CLASE - REPORTE ACUMULADO A LA SEMANA 14 - PRESENTACIÓN POR INGENIO

| INGENIO | ZAFRA 2013/14 | | | | | PROMEDIO ÚLTIMAS 5 ZAFRAS 1/ | | | | | VAR. 2013/14 vs PROM. 5 ZAFRAS | | | | |
|-----------------------|----------------|----------------|----------------|---------------|---------------|------------------------------|----------------|----------------|---------------|--------------|--------------------------------|---------------|-------------|--------------|---------------|
| | Azúcar Física | Refinada | Estánd. | Bco. Esp. | Masc. | Azúcar Física | Refinada | Estánd. | Bco. Esp. | Masc. | Azúcar Física | Refinada | Estánd. | Bco. Esp. | Masc. |
| | (Tons.) | (Tons.) | (Tons.) | (Tons.) | (Tons.) | (Tons.) | (Tons.) | (Tons.) | (Tons.) | (Tons.) | (%) | (%) | (%) | (%) | (%) |
| T O T A L | 885,923 | 222,534 | 594,781 | 37,523 | 31,085 | 871,447 | 272,403 | 558,264 | 33,485 | 7,295 | 1.66 | -18.31 | 6.54 | 12.06 | 326.10 |
| LÁZARO CÁRDENAS | 8,365 | 55 | 8,309 | - | - | 4,108 | - | 4,108 | - | - | 103.65 | - | 102.30 | - | - |
| SAN MIGUELITO | 8,115 | - | 8,115 | - | - | 5,029 | - | 5,029 | - | - | 61.36 | - | 61.36 | - | - |
| ALIANZA POPULAR | 7,426 | - | 7,426 | - | - | 16,839 | - | 16,839 | - | - | -55.90 | - | -55.90 | - | - |
| EL REFUGIO | 6,764 | - | 5,039 | - | 1,725 | 5,336 | - | 5,064 | - | 272 | 26.77 | - | -0.49 | - | 533.99 |
| PEDERNALES | 6,558 | - | - | 6,558 | - | 2,711 | - | - | 2,711 | - | 141.93 | - | - | 141.93 | - |
| JOSÉ MA. MORELOS | 6,423 | - | 6,423 | - | - | 4,198 | - | 4,198 | - | - | 52.99 | - | 52.99 | - | - |
| PÁNUCO (ZAPOAPITA) | 5,523 | - | 5,523 | - | - | 16,634 | - | 16,634 | - | - | -66.80 | - | -66.80 | - | - |
| SAN JOSÉ DE ABAJO | 4,199 | - | 4,199 | - | - | 6,126 | - | 6,126 | - | - | -31.46 | - | -31.46 | - | - |
| SANTA CLARA | 3,350 | - | 3,350 | - | - | 6,376 | - | 6,376 | - | - | -47.46 | - | -47.46 | - | - |
| EL MOLINO | 1,986 | - | 1,986 | - | - | 3,373 | - | 3,373 | - | - | -41.13 | - | -41.13 | - | - |
| CALIPAM | 1,637 | - | 1,637 | - | - | 2,209 | - | 2,209 | - | - | -25.91 | - | -25.91 | - | - |
| ELDORADO | - | - | - | - | - | 3,357 | - | 3,357 | - | - | - | - | - | - | - |
| SANTA ROSALIA | - | - | - | - | - | 1,575 | - | 1,575 | - | - | - | - | - | - | - |
| AZSUREMEX - TENOSIQUE | - | - | - | - | - | 572 | - | 572 | - | - | - | - | - | - | - |
| LA JOYA | - | - | - | - | - | 510 | - | 510 | - | - | - | - | - | - | - |
| LOS MOCHIS | - | - | - | - | - | 213 | 213 | - | - | - | - | - | - | - | - |
| NVO. SAN FRANCISCO | - | - | - | - | - | 85 | - | 85 | - | - | - | - | - | - | - |

NOTAS: 1/ Se presenta información a la Décima cuarta semana de las últimas 5 zafras.

REPORTE DE AVANCE DE PRODUCCIÓN DE CAÑA Y AZÚCAR

Ciclo azucarero 2013/14 Reporte No. 8 SEMANA NO. 14

Del 29/Dic/13 al 4/Ene/14 - Días acumulados de zafra: 65



AZÚCAR POR CLASE - REPORTE DE LA SEMANA 14 - PRESENTACIÓN POR ESTADO

| ESTADO | ZAFRA 2013/14 | | | | | PROMEDIO ULTIMAS 5 ZAFRAS 1/ | | | | | VAR. 2013/14 vs PROM. 5 ZAFRAS | | | | |
|-----------------|----------------|---------------|---------------|--------------|--------------|------------------------------|---------------|----------------|--------------|--------------|--------------------------------|---------------|---------------|---------------|---------------|
| | Azúcar Física | Refinada | Estánd. | Bco. Esp. | Masc. | Azúcar Física | Refinada | Estánd. | Bco. Esp. | Masc. | Azúcar Física | Refinada | Estánd. | Bco. Esp. | Masc. |
| | (Tons.) | (Tons.) | (Tons.) | (Tons.) | (Tons.) | (Tons.) | (Tons.) | (Tons.) | (Tons.) | (Tons.) | (%) | (%) | (%) | (%) | (%) |
| TOTAL | 115,612 | 30,244 | 78,773 | 2,204 | 4,391 | 171,087 | 52,441 | 111,627 | 5,714 | 1,306 | -32.42 | -42.33 | -29.43 | -61.43 | 236.25 |
| VERACRUZ | 68,323 | 23,057 | 41,247 | - | 4,019 | 65,600 | 26,538 | 37,850 | - | 1,211 | 4.15 | -13.12 | 8.97 | - | 231.76 |
| OAXACA | 12,120 | 6,930 | 4,818 | - | 372 | 10,359 | 6,222 | 4,043 | - | 95 | 17.00 | 11.38 | 19.18 | - | 293.89 |
| CHIAPAS | 9,750 | - | 9,750 | - | - | 11,743 | - | 11,743 | - | - | -16.97 | - | -16.97 | - | - |
| MORELOS | 9,616 | - | 9,616 | - | - | 8,971 | - | 8,971 | - | - | 7.19 | - | 7.19 | - | - |
| PUEBLA | 8,917 | - | 8,917 | - | - | 8,532 | - | 8,532 | - | - | 4.51 | - | 4.51 | - | - |
| MICHOACÁN | 3,928 | 55 | 1,802 | 2,071 | - | 5,120 | - | 4,362 | 758 | - | -23.29 | - | -58.70 | 173.14 | - |
| COLIMA | 1,454 | - | 1,321 | 133 | - | 4,124 | - | 3,776 | 348 | - | -64.75 | - | -65.02 | -61.74 | - |
| QUINTANA ROO | 1,224 | - | 1,224 | - | - | 3,925 | - | 3,925 | - | - | -68.81 | - | -68.81 | - | - |
| SAN LUIS POTOSÍ | 202 | 202 | - | - | - | 12,518 | 4,744 | 7,774 | 0 | - | -98.39 | -95.74 | - | - | - |
| NAYARIT | 78 | - | 78 | - | - | 5,182 | 2,780 | 1,671 | 731 | - | -98.49 | - | -95.31 | - | - |
| JALISCO | - | - | - | - | - | 24,332 | 5,344 | 15,112 | 3,876 | - | - | - | - | - | - |
| TAMAULIPAS | - | - | - | - | - | 8,551 | 6,601 | 1,950 | - | - | - | - | - | - | - |
| SINALOA | - | - | - | - | - | 1,151 | 213 | 939 | - | - | - | - | - | - | - |
| TABASCO | - | - | - | - | - | 658 | - | 658 | - | - | - | - | - | - | - |
| CAMPECHE | - | - | - | - | - | 321 | - | 321 | - | - | - | - | - | - | - |

AZÚCAR POR CLASE - REPORTE ACUMULADO A LA SEMANA 14 - PRESENTACIÓN POR ESTADO

| ESTADO | ZAFRA 2013/14 | | | | | PROMEDIO ULTIMAS 5 ZAFRAS 1/ | | | | | VAR. 2013/14 vs PROM. 5 ZAFRAS | | | | |
|-----------------|----------------|----------------|----------------|---------------|---------------|------------------------------|----------------|----------------|---------------|--------------|--------------------------------|---------------|-------------|--------------|---------------|
| | Azúcar Física | Refinada | Estánd. | Bco. Esp. | Masc. | Azúcar Física | Refinada | Estánd. | Bco. Esp. | Masc. | Azúcar Física | Refinada | Estánd. | Bco. Esp. | Masc. |
| | (Tons.) | (Tons.) | (Tons.) | (Tons.) | (Tons.) | (Tons.) | (Tons.) | (Tons.) | (Tons.) | (Tons.) | (%) | (%) | (%) | (%) | (%) |
| TOTAL | 885,923 | 222,534 | 594,781 | 37,523 | 31,085 | 871,447 | 272,403 | 558,264 | 33,485 | 7,295 | 1.66 | -18.31 | 6.54 | 12.06 | 326.10 |
| VERACRUZ | 348,236 | 106,437 | 212,439 | - | 29,360 | 283,602 | 112,475 | 163,990 | 114 | 7,023 | 22.79 | -5.37 | 29.54 | - | 318.05 |
| JALISCO | 119,827 | 21,991 | 81,353 | 16,482 | - | 113,823 | 32,880 | 58,696 | 22,246 | - | 5.27 | -33.12 | 38.60 | -25.91 | - |
| OAXACA | 77,415 | 44,791 | 30,899 | - | 1,725 | 62,060 | 41,692 | 20,096 | - | 272 | 24.74 | 7.43 | 53.76 | - | 533.99 |
| CHIAPAS | 68,526 | - | 68,526 | - | - | 74,752 | - | 74,752 | - | - | -8.33 | - | -8.33 | - | - |
| SAN LUIS POTOSÍ | 60,144 | 23,555 | 36,589 | - | - | 89,603 | 30,633 | 57,260 | 1,709 | - | -32.88 | -23.11 | -36.10 | - | - |
| PUEBLA | 52,689 | - | 52,689 | - | - | 49,566 | - | 49,566 | - | - | 6.30 | - | 6.30 | - | - |
| MORELOS | 50,022 | - | 50,022 | - | - | 50,000 | - | 50,000 | - | - | 0.04 | - | 0.04 | - | - |
| TAMAULIPAS | 42,065 | 16,243 | 25,822 | - | - | 62,887 | 47,629 | 15,258 | - | - | -33.11 | -65.90 | 69.24 | - | - |
| COLIMA | 20,801 | - | 7,968 | 12,833 | - | 26,325 | - | 21,841 | 4,484 | - | -20.98 | - | -63.52 | 186.19 | - |
| MICHOACÁN | 18,272 | 55 | 11,659 | 6,558 | - | 13,194 | - | 10,483 | 2,711 | - | 38.49 | - | 11.22 | 141.93 | - |
| QUINTANA ROO | 14,829 | - | 14,829 | - | - | 26,529 | - | 26,290 | 240 | - | -44.10 | - | -43.60 | - | - |
| NAYARIT | 13,099 | 9,462 | 1,986 | 1,651 | - | 12,881 | 6,881 | 4,018 | 1,982 | - | 1.69 | 37.51 | -50.58 | -16.70 | - |
| SINALOA | - | - | - | - | - | 3,570 | 213 | 3,357 | - | - | - | - | - | - | - |
| TABASCO | - | - | - | - | - | 2,147 | - | 2,147 | - | - | - | - | - | - | - |
| CAMPECHE | - | - | - | - | - | 510 | - | 510 | - | - | - | - | - | - | - |

NOTAS: 1/ Se presenta información a la Décima cuarta semana de las últimas 5 zafras.

REPORTE DE AVANCE DE PRODUCCIÓN DE CAÑA Y AZÚCAR

Ciclo azucarero 2013/14 Reporte No. 8 SEMANA NO. 14

Del 29/Dic/13 al 4/Ene/14 - Días acumulados de zafra: 65



AZÚCAR POR CLASE - REPORTE DE LA SEMANA 14 - PRESENTACIÓN POR CONSORCIO /2

| CONSORCIO | ZAFRA 2013/14 | | | | | PROMEDIO ULTIMAS 5 ZAFRAS 1/ | | | | | VAR. 2013/14 vs PROM. 5 ZAFRAS | | | | |
|----------------------------|----------------|---------------|---------------|--------------|--------------|------------------------------|---------------|----------------|--------------|--------------|--------------------------------|---------------|---------------|---------------|---------------|
| | Azúcar Física | Refinada | Estánd. | Bco. Esp. | Masc. | Azúcar Física | Refinada | Estánd. | Bco. Esp. | Masc. | Azúcar Física | Refinada | Estánd. | Bco. Esp. | Masc. |
| | (Tons.) | (Tons.) | (Tons.) | (Tons.) | (Tons.) | (Tons.) | (Tons.) | (Tons.) | (Tons.) | (Tons.) | (%) | (%) | (%) | (%) | (%) |
| TOTAL | 115,612 | 30,244 | 78,773 | 2,204 | 4,391 | 171,087 | 52,441 | 111,627 | 5,714 | 1,306 | -32.42 | -42.33 | -29.43 | -61.43 | 236.25 |
| FEESA (9) | 44,560 | 8,162 | 36,399 | - | - | 42,040 | 15,828 | 26,212 | - | - | 6.00 | -48.43 | 38.86 | - | - |
| PIASA (2) | 16,765 | 16,765 | - | - | - | 14,758 | 14,758 | - | - | - | 13.60 | 13.60 | - | - | - |
| PORRES (3) | 8,291 | - | 8,291 | - | - | 9,454 | - | 9,454 | - | - | -12.30 | - | -12.30 | - | - |
| LA MARGARITA (3) | 7,250 | - | 7,250 | - | - | 6,634 | - | 6,634 | - | - | 9.28 | - | 9.28 | - | - |
| ZUCARMEX (5) | 7,083 | - | 7,083 | - | - | 15,760 | - | 15,760 | - | - | -55.06 | - | -55.06 | - | - |
| MOTZORONGO (2) | 6,241 | - | 2,257 | - | 3,985 | 5,616 | - | 4,310 | - | 1,306 | 11.14 | - | -47.64 | - | 205.12 |
| BETA SAN MIGUEL (6) | 5,584 | - | 5,450 | 133 | - | 19,937 | 140 | 15,571 | 4,225 | - | -71.99 | - | -65.00 | -96.85 | - |
| G. AZUCAR. DEL TROPICO (2) | 5,537 | - | 5,537 | - | - | 5,763 | - | 5,763 | - | - | -3.92 | - | -3.92 | - | - |
| SANTOS (5) | 4,611 | - | 2,133 | 2,071 | 407 | 9,090 | 2,564 | 5,768 | 758 | - | -49.28 | - | -63.02 | 173.14 | - |
| FANJUL | 3,575 | 3,575 | - | - | - | 2,526 | 2,526 | - | - | - | 41.53 | 41.53 | - | - | - |
| GARCÍA GONZÁLEZ (3) | 2,168 | 1,687 | 481 | - | - | 2,369 | 1,688 | 681 | - | - | -8.47 | -0.06 | -29.32 | - | - |
| PERNO | 2,123 | - | 2,123 | - | - | 1,783 | - | 1,783 | - | - | 19.04 | - | 19.04 | - | - |
| G. AZUCARERO MÉXICO (4) | 1,747 | 55 | 1,692 | - | - | 10,577 | - | 10,577 | - | - | -83.48 | - | -84.01 | - | - |
| MENCHACA | 78 | - | 78 | - | - | 1,530 | - | 1,530 | - | - | -94.88 | - | -94.88 | - | - |
| SAENZ (3) | - | - | - | - | - | 13,895 | 11,945 | 1,950 | - | - | - | - | - | - | - |
| PANTALEÓN ** | - | - | - | - | - | 5,264 | - | 5,264 | - | - | - | - | - | - | - |
| PUGA | - | - | - | - | - | 3,652 | 2,780 | 141 | 731 | - | - | - | - | - | - |
| JIMÉNEZ SAINZ | - | - | - | - | - | 228 | - | 228 | - | - | - | - | - | - | - |
| LOS MOCHIS | - | - | - | - | - | 213 | 213 | - | - | - | - | - | - | - | - |

NOTAS: 1/ Se presenta información a la Décima cuarta semana de las últimas 5 zafras.

2/ El valor entre paréntesis corresponde al número de ingenios que agrupa el Consorcio, cuando este dato es mayor a 1.

** Debido a que el consorcio adquirió el ingenio Pánuco para la zafra 2011/12, para el promedio de las últimas 5 zafras se tomará únicamente la información de las dos zafras anteriores.

REPORTE DE AVANCE DE PRODUCCIÓN DE CAÑA Y AZÚCAR

Ciclo azucarero 2013/14 Reporte No. 8 SEMANA NO. 14

Del 29/Dic/13 al 4/Ene/14 - Días acumulados de zafra: 65



AZÚCAR POR CLASE - REPORTE ACUMULADO A LA SEMANA 14 - PRESENTACIÓN POR CONSORCIO 2/

| CONSORCIO | ZAFRA 2013/14 | | | | | PROMEDIO ÚLTIMAS 5 ZAFRAS 1/ | | | | | VAR. 2013/14 vs PROM. 5 ZAFRAS | | | | |
|----------------------------|----------------|----------------|----------------|---------------|---------------|------------------------------|----------------|----------------|---------------|--------------|--------------------------------|---------------|-------------|--------------|---------------|
| | Azúcar Física | Refinada | Estánd. | Bco. Esp. | Masc. | Azúcar Física | Refinada | Estánd. | Bco. Esp. | Masc. | Azúcar Física | Refinada | Estánd. | Bco. Esp. | Masc. |
| | (Tons.) | (Tons.) | (Tons.) | (Tons.) | (Tons.) | (Tons.) | (Tons.) | (Tons.) | (Tons.) | (Tons.) | (%) | (%) | (%) | (%) | (%) |
| TOTAL | 885,923 | 222,534 | 594,781 | 37,523 | 31,085 | 871,447 | 272,403 | 558,264 | 33,485 | 7,295 | 1.66 | -18.31 | 6.54 | 12.06 | 326.10 |
| FEESA (9) | 212,230 | 33,557 | 178,673 | - | - | 176,292 | 48,786 | 127,505 | - | - | 20.39 | -31.22 | 40.13 | - | - |
| BETA SAN MIGUEL (6) | 106,417 | 1,535 | 75,568 | 29,315 | - | 138,076 | 747 | 108,537 | 28,793 | - | -22.93 | 105.50 | -30.38 | 1.81 | - |
| PIASA (2) | 102,136 | 102,136 | - | - | - | 95,408 | 95,408 | - | - | - | 7.05 | 7.05 | - | - | - |
| ZUCARMEX (5) | 98,534 | - | 98,534 | - | - | 103,785 | - | 103,785 | - | - | -5.06 | - | -5.06 | - | - |
| SAENZ (3) | 67,167 | 38,234 | 28,933 | - | - | 95,767 | 80,509 | 15,258 | - | - | -29.86 | -52.51 | 89.63 | - | - |
| LA MARGARITA (3) | 57,377 | - | 57,377 | - | - | 29,547 | - | 29,547 | - | - | 94.19 | - | 94.19 | - | - |
| SANTOS (5) | 53,659 | 13,279 | 33,416 | 6,558 | 407 | 49,569 | 18,064 | 28,795 | 2,711 | - | 8.25 | -26.49 | 16.05 | 141.93 | - |
| G. AZUCARERO MÉXICO (4) | 44,034 | 55 | 43,978 | - | - | 31,146 | - | 31,146 | - | - | 41.38 | - | 41.20 | - | - |
| MOTZORONGO (2) | 36,797 | - | 6,119 | - | 30,678 | 28,286 | - | 20,991 | - | 7,295 | 30.09 | - | -70.85 | - | 320.53 |
| PORRES (3) | 32,047 | - | 32,047 | - | - | 38,389 | - | 38,389 | - | - | -16.52 | - | -16.52 | - | - |
| G. AZUCAR. DEL TRÓPICO (2) | 25,371 | - | 25,371 | - | - | 25,731 | - | 25,731 | - | - | -1.40 | - | -1.40 | - | - |
| FANJUL | 16,461 | 16,461 | - | - | - | 13,496 | 13,496 | - | - | - | 21.97 | 21.97 | - | - | - |
| PUGA | 11,113 | 9,462 | - | 1,651 | - | 9,508 | 6,881 | 645 | 1,982 | - | 16.88 | 37.51 | - | -16.70 | - |
| GARCÍA GONZÁLEZ (3) | 10,871 | 7,814 | 3,057 | - | - | 10,593 | 8,300 | 2,294 | - | - | 2.62 | -5.85 | 33.27 | - | - |
| PANTALEÓN ** | 5,523 | - | 5,523 | - | - | 15,570 | - | 15,570 | - | - | -64.53 | - | -64.53 | - | - |
| PERNO | 4,199 | - | 4,199 | - | - | 6,126 | - | 6,126 | - | - | -31.46 | - | -31.46 | - | - |
| MENCHACA | 1,986 | - | 1,986 | - | - | 3,373 | - | 3,373 | - | - | -41.13 | - | -41.13 | - | - |
| JIMÉNEZ SAINZ | - | - | - | - | - | 572 | - | 572 | - | - | - | - | - | - | - |
| LOS MOCHIS | - | - | - | - | - | 213 | 213 | - | - | - | - | - | - | - | - |

NOTAS: 1/ Se presenta información a la Décima cuarta semana de las últimas 5 zafras.

2/ El valor entre paréntesis corresponde al número de ingenios que agrupa el Consorcio, cuando este dato es mayor a 1.

** Debido a que el consorcio adquirió el ingenio Pánuco para la zafra 2011/12, para el promedio de las últimas 5 zafras se tomará únicamente la información de las dos zafras anteriores.

REPORTE DE AVANCE DE PRODUCCIÓN DE CAÑA Y AZÚCAR

Ciclo azucarero 2013/14 Reporte No. 8 SEMANA NO. 14

Del 29/Dic/13 al 4/Ene/14 - Días acumulados de zafra: 65



1er ESTIMADO 2013/14 - REPORTE DE LA SEMANA 14 - PRESENTACIÓN POR INGENIO

| INGENIO | REAL ZAFRA 2013/14 | | | 1er. ESTIMADO 2013/14 | | | VARIACIÓN (REAL / ESTIMADO) | | |
|---------------------------|--------------------|--------------------|---------------|-----------------------|--------------------|---------------|-----------------------------|--------------------|---------------|
| | Caña Molida | Azúcar Física Real | Rend. Fábrica | Caña Molida | Azúcar Física Real | Rend. Fábrica | Caña Molida | Azúcar Física Real | Rend. Fábrica |
| | (Tons.) | (Ton) | % | (Tons.) | (Ton) | % | % | % | Real - Est. |
| TOTAL | 1,101,103 | 115,612 | 10.50 | 1,954,282 | 214,823 | 10.99 | -43.66 | -46.18 | -0.49 |
| SAN CRISTOBAL | 93,010 | 8,640 | 9.29 | 100,457 | 10,364 | 10.32 | -7.41 | -16.64 | -1.03 |
| TRES VALLES | 87,065 | 9,835 | 11.30 | 80,000 | 8,714 | 10.89 | 8.83 | 12.86 | 0.40 |
| ATENCINGO | 67,810 | 8,436 | 12.44 | 65,315 | 7,967 | 12.20 | 3.82 | 5.89 | 0.24 |
| EL POTRERO | 66,156 | 7,960 | 12.03 | 68,390 | 8,342 | 12.20 | -3.27 | -4.58 | -0.17 |
| A. LÓPEZ MATEOS | 62,086 | 6,930 | 11.16 | 63,000 | 7,123 | 11.31 | -1.45 | -2.72 | -0.15 |
| LA GLORIA | 52,089 | 5,537 | 10.63 | 50,080 | 5,583 | 11.15 | 4.01 | -0.83 | -0.52 |
| CTRAL. MOTZORONGO | 50,750 | 4,693 | 9.25 | 43,500 | 4,377 | 10.06 | 16.67 | 7.22 | -0.81 |
| EMILIANO ZAPATA | 48,214 | 6,600 | 13.69 | 49,651 | 6,581 | 13.25 | -2.89 | 0.29 | 0.43 |
| PUJILTIC (LA FE) | 47,304 | 5,672 | 11.99 | 40,305 | 5,294 | 13.13 | 17.37 | 7.14 | -1.14 |
| SAN PEDRO | 43,582 | 4,103 | 9.41 | 52,814 | 5,471 | 10.36 | -17.48 | -25.00 | -0.94 |
| HUIXTLA | 42,540 | 4,078 | 9.59 | 51,680 | 5,102 | 9.87 | -17.69 | -20.06 | -0.28 |
| EL MODELO | 41,900 | 4,850 | 11.57 | 40,100 | 4,563 | 11.38 | 4.49 | 6.28 | 0.20 |
| SAN NICOLÁS | 37,031 | 3,575 | 9.65 | 43,571 | 4,514 | 10.36 | -15.01 | -20.79 | -0.71 |
| P. MACHADO (LA MARGARITA) | 35,818 | 3,642 | 10.17 | 38,707 | 4,529 | 11.70 | -7.46 | -19.58 | -1.53 |
| LA PROVIDENCIA | 33,510 | 3,259 | 9.73 | 32,450 | 3,440 | 10.60 | 3.27 | -5.24 | -0.87 |
| CTRAL. PROGRESO | 30,840 | 3,608 | 11.70 | 34,266 | 4,292 | 12.53 | -10.00 | -15.95 | -0.83 |
| CONSTANCIA | 30,609 | 2,906 | 9.49 | 32,351 | 3,502 | 10.83 | -5.38 | -17.04 | -1.33 |
| CUATOTOLAPAM | 28,670 | 2,540 | 8.86 | 24,247 | 2,294 | 9.46 | 18.24 | 10.72 | -0.60 |
| CASASANO (LA ABEJA) | 23,232 | 3,016 | 12.98 | 22,742 | 2,916 | 12.82 | 2.15 | 3.43 | 0.16 |
| SN. RAFAEL DE PUCTÉ | 21,931 | 1,224 | 5.58 | 64,000 | 6,016 | 9.40 | -65.73 | -79.65 | -3.82 |
| SAN JOSÉ DE ABAJO | 21,797 | 2,123 | 9.74 | 25,410 | 2,617 | 10.30 | -14.22 | -18.89 | -0.56 |
| EL CARMEN | 19,000 | 1,687 | 8.88 | 22,000 | 2,258 | 10.26 | -13.64 | -25.28 | -1.38 |
| PEDERNALES | 17,788 | 2,071 | 11.64 | 18,800 | 1,904 | 10.13 | -5.38 | 8.74 | 1.51 |
| QUESERÍA | 17,369 | 1,454 | 8.37 | 49,997 | 5,000 | 10.00 | -65.26 | -70.92 | -1.63 |
| EL REFUGIO | 17,168 | 1,548 | 9.02 | 21,000 | 2,172 | 10.35 | -18.25 | -28.73 | -1.33 |
| SAN MIGUELITO | 16,574 | 1,598 | 9.64 | 20,837 | 2,090 | 10.03 | -20.46 | -23.55 | -0.39 |
| LÁZARO CÁRDENAS | 15,875 | 1,747 | 11.00 | 15,300 | 1,889 | 12.35 | 3.76 | -7.52 | -1.34 |
| MAHUIXTLÁN | 13,476 | 1,411 | 10.47 | 12,000 | 1,332 | 11.10 | 12.30 | 5.89 | -0.63 |
| CALIPAM | 6,160 | 481 | 7.81 | 11,193 | 1,013 | 9.05 | -44.96 | -52.51 | -1.24 |
| EL MOLINO | 3,705 | 78 | 2.12 | 15,000 | 1,800 | 12.00 | -75.30 | -95.64 | -9.88 |
| SANTA CLARA | 3,000 | 110 | 3.67 | 31,000 | 2,900 | 9.36 | -90.32 | -96.21 | -5.69 |
| SAN MIGUEL DEL NARANJO | 2,718 | - | - | 60,000 | 7,020 | 11.70 | -95.47 | - | - |
| PLAN DE SAN LUIS | 2,325 | 202 | 8.69 | 44,516 | 5,500 | 12.36 | -94.78 | -96.33 | -3.67 |
| TALA (JOSE MA. MTZ.) | - | - | - | 84,000 | 8,972 | 10.68 | - | - | - |
| EL HIGO | - | - | - | 65,000 | 7,280 | 11.20 | - | - | - |
| PÁNUCO (ZAPOAPITA) | - | - | - | 56,896 | 5,753 | 10.11 | - | - | - |
| TAMAZULA | - | - | - | 50,740 | 5,727 | 11.29 | - | - | - |
| PUGA | - | - | - | 49,400 | 5,040 | 10.20 | - | - | - |
| A. SÁENZ GARZA | - | - | - | 46,100 | 5,099 | 11.06 | - | - | - |
| MELCHOR OCAMPO | - | - | - | 44,385 | 5,177 | 11.66 | - | - | - |
| ALIANZA POPULAR | - | - | - | 41,713 | 4,719 | 11.31 | - | - | - |
| PLAN DE AYALA | - | - | - | 39,969 | 4,459 | 11.16 | - | - | - |
| EL MANTE | - | - | - | 38,600 | 4,093 | 10.60 | - | - | - |
| SAN FCO. AMECA | - | - | - | 37,440 | 4,040 | 10.79 | - | - | - |
| JOSÉ MA. MORELOS | - | - | - | 28,837 | 3,139 | 10.89 | - | - | - |
| BELLAVISTA | - | - | - | 26,524 | 2,847 | 10.73 | - | - | - |

REPORTE DE AVANCE DE PRODUCCIÓN DE CAÑA Y AZÚCAR

Ciclo azucarero 2013/14 Reporte No. 8 SEMANA NO. 14

Del 29/Dic/13 al 4/Ene/14 - Días acumulados de zafra: 65



1er ESTIMADO 2013/14 - REPORTE ACUMULADO A LA SEMANA 14 - PRESENTACIÓN POR INGENIO

| INGENIO | REAL ZAFRA 2013/14 | | | 1er. ESTIMADO 2013/14 | | | VARIACIÓN (REAL / ESTIMADO) | | |
|---------------------------|--------------------|--------------------|---------------|-----------------------|--------------------|---------------|-----------------------------|--------------------|---------------|
| | Caña Molida | Azúcar Física Real | Rend. Fábrica | Caña Molida | Azúcar Física Real | Rend. Fábrica | Caña Molida | Azúcar Física Real | Rend. Fábrica |
| | (Tons.) | (Ton) | % | (Tons.) | (Ton) | % | % | % | Real - Est. |
| TOTAL | 9,263,979 | 885,923 | 9.56 | 10,679,452 | 1,093,788 | 10.24 | -13.25 | -19.00 | -0.68 |
| TRES VALLES | 584,019 | 57,346 | 9.82 | 572,000 | 55,377 | 9.68 | 2.10 | 3.55 | 0.14 |
| A. LÓPEZ MATEOS | 451,681 | 44,791 | 9.92 | 372,700 | 37,538 | 10.07 | 21.19 | 19.32 | -0.16 |
| PUJILTLIC (LA FE) | 439,763 | 49,849 | 11.34 | 435,198 | 55,257 | 12.70 | 1.05 | -9.79 | -1.36 |
| ATENCINGO | 429,375 | 51,052 | 11.89 | 325,722 | 37,087 | 11.39 | 31.82 | 37.66 | 0.50 |
| TALA (JOSE MA. MTZ.) | 395,449 | 35,669 | 9.02 | 464,000 | 48,477 | 10.45 | -14.77 | -26.42 | -1.43 |
| SAN CRISTOBAL | 388,630 | 35,258 | 9.07 | 389,647 | 35,073 | 9.00 | -0.26 | 0.53 | 0.07 |
| CTRAL. MOTZORONGO | 347,450 | 30,033 | 8.64 | 310,900 | 30,793 | 9.90 | 11.76 | -2.47 | -1.26 |
| SAN MIGUEL DEL NARANJO | 310,476 | 30,698 | 9.89 | 485,000 | 52,569 | 10.84 | -35.98 | -41.60 | -0.95 |
| EMILIANO ZAPATA | 282,307 | 36,875 | 13.06 | 268,684 | 33,925 | 12.63 | 5.07 | 8.70 | 0.44 |
| A. SAENZ GARZA | 281,889 | 25,822 | 9.16 | 382,600 | 38,999 | 10.19 | -26.32 | -33.79 | -1.03 |
| TAMAZULA | 269,758 | 25,102 | 9.31 | 326,100 | 34,352 | 10.53 | -17.28 | -26.93 | -1.23 |
| SN. RAFAEL DE PUCTÉ | 266,783 | 14,829 | 5.56 | 569,000 | 50,530 | 8.88 | -53.11 | -70.65 | -3.32 |
| P. MACHADO (LA MARGARITA) | 263,964 | 25,861 | 9.80 | 251,172 | 27,478 | 10.94 | 5.09 | -5.89 | -1.14 |
| CONSTANCIA | 261,092 | 21,878 | 8.38 | 327,198 | 31,211 | 9.54 | -20.20 | -29.91 | -1.16 |
| LA GLORIA | 249,289 | 25,371 | 10.18 | 269,006 | 28,435 | 10.57 | -7.33 | -10.78 | -0.39 |
| EL POTRERO | 246,731 | 24,816 | 10.06 | 293,084 | 32,699 | 11.16 | -15.82 | -24.11 | -1.10 |
| LÁZARO CÁRDENAS | 240,194 | 20,801 | 8.66 | 330,470 | 30,606 | 9.26 | -27.32 | -32.04 | -0.60 |
| CTRAL. PROGRESO | 229,050 | 25,093 | 10.96 | 224,300 | 27,136 | 12.10 | 2.12 | -7.53 | -1.14 |
| EL MODELO | 223,335 | 22,248 | 9.96 | 233,900 | 23,655 | 10.11 | -4.52 | -5.95 | -0.15 |
| HUIXTLA | 213,015 | 18,677 | 8.77 | 233,230 | 21,196 | 9.09 | -8.67 | -11.88 | -0.32 |
| EL MANTE | 190,818 | 16,243 | 8.51 | 259,557 | 25,624 | 9.87 | -26.48 | -36.61 | -1.36 |
| MELCHOR OCAMPO | 190,760 | 20,000 | 10.48 | 234,348 | 25,621 | 10.93 | -18.60 | -21.94 | -0.45 |
| SAN FCO. AMECA | 190,240 | 18,213 | 9.57 | 212,540 | 18,650 | 8.77 | -10.49 | -2.34 | 0.80 |
| SAN NICOLÁS | 182,481 | 16,461 | 9.02 | 182,591 | 17,115 | 9.37 | -0.06 | -3.82 | -0.35 |
| EL HIGO | 167,465 | 15,477 | 9.24 | 281,000 | 30,362 | 10.81 | -40.40 | -49.02 | -1.56 |
| PLAN DE AYALA | 163,217 | 13,279 | 8.14 | 215,896 | 21,630 | 10.02 | -24.40 | -38.61 | -1.88 |
| BELLAVISTA | 148,987 | 14,419 | 9.68 | 183,131 | 18,599 | 10.16 | -18.64 | -22.48 | -0.48 |
| CUATOTOLAPAM | 146,670 | 11,978 | 8.17 | 116,089 | 9,706 | 8.36 | 26.34 | 23.41 | -0.19 |
| PUGA | 143,640 | 11,113 | 7.74 | 253,500 | 22,940 | 9.05 | -43.34 | -51.56 | -1.31 |
| LA PROVIDENCIA | 134,082 | 11,978 | 8.93 | 157,000 | 14,927 | 9.51 | -14.60 | -19.76 | -0.57 |
| MAHUIXTLAN | 131,813 | 13,207 | 10.02 | 110,500 | 11,854 | 10.73 | 19.29 | 11.41 | -0.71 |
| SAN PEDRO | 120,522 | 10,021 | 8.31 | 180,524 | 17,761 | 9.84 | -33.24 | -43.58 | -1.52 |
| EL CARMEN | 113,300 | 9,235 | 8.15 | 137,000 | 12,777 | 9.33 | -17.30 | -27.72 | -1.18 |
| CASASANO (LA ABEJA) | 104,904 | 13,147 | 12.53 | 103,374 | 12,623 | 12.21 | 1.48 | 4.15 | 0.32 |
| PLAN DE SAN LUIS | 87,635 | 8,741 | 9.97 | 111,316 | 12,120 | 10.89 | -21.27 | -27.88 | -0.91 |
| SAN MIGUELITO | 87,409 | 8,115 | 9.28 | 92,366 | 9,070 | 9.82 | -5.37 | -10.53 | -0.54 |
| JOSE MA. MORELOS | 81,161 | 6,423 | 7.91 | 114,513 | 11,692 | 10.21 | -29.13 | -45.06 | -2.30 |
| ALIANZA POPULAR | 80,480 | 7,426 | 9.23 | 115,042 | 11,978 | 10.41 | -30.04 | -38.01 | -1.19 |
| EL REFUGIO | 78,782 | 6,764 | 8.59 | 115,000 | 11,657 | 10.14 | -31.49 | -41.97 | -1.55 |
| LAZARO CARDENAS | 76,955 | 8,365 | 10.87 | 66,310 | 7,843 | 11.83 | 16.05 | 6.65 | -0.96 |
| PÁNUCO (ZAPOAPITA) | 67,123 | 5,523 | 8.23 | 137,686 | 13,869 | 10.07 | -51.25 | -60.18 | -1.85 |
| PEDERNALES | 62,734 | 6,558 | 10.45 | 59,325 | 5,564 | 9.38 | 5.75 | 17.87 | 1.07 |
| SAN JOSE DE ABAJO | 49,267 | 4,199 | 8.52 | 73,508 | 7,509 | 10.22 | -32.98 | -44.08 | -1.69 |
| SANTA CLARA | 38,715 | 3,350 | 8.65 | 44,100 | 4,126 | 9.36 | -12.21 | -18.81 | -0.70 |
| EL MOLINO | 26,297 | 1,986 | 7.55 | 35,000 | 3,800 | 10.86 | -24.87 | -47.74 | -3.31 |
| CALIPAM | 24,270 | 1,637 | 6.74 | 24,325 | 1,979 | 8.14 | -0.23 | -17.32 | -1.39 |

REPORTE DE AVANCE DE PRODUCCIÓN DE CAÑA Y AZÚCAR

Ciclo azucarero 2013/14 Reporte No. 8 SEMANA NO. 14

Del 29/Dic/13 al 4/Ene/14 - Días acumulados de zafra: 65



GRADO DE AVANCE 1er ESTIMADO 2013/14 - REPORTE ACUMULADO A LA SEMANA 14 - PRESENTACIÓN POR INGENIO

| INGENIO | REAL ZAFRA 2013/14 (ACUMULADO) | | | TOTAL 1er. ESTIMADO 2013/14 | | | ° AVANCE (REAL vs TOT. EST.) | | |
|---------------------------|--------------------------------|------------------|----------------|-----------------------------|-------------------|------------------|------------------------------|--------------|---------------|
| | Sup. Indust. | Caña Molida | Azúcar Física | Sup. Indust. | Caña Molida | Azúcar Física | Sup. Indust. | Caña Molida | Azúcar Física |
| | (Has.) | (Ton) | (Ton) | (Has.) | (Ton) | (Ton) | % | | |
| TOTAL | 112,785 | 9,263,979 | 885,923 | 819,064 | 58,037,815 | 6,695,310 | 13.77 | 15.96 | 13.23 |
| TRES VALLES | 7,879 | 584,019 | 57,346 | 36,594 | 2,153,261 | 243,318 | 21.53 | 27.12 | 23.57 |
| A. LOPEZ MATEOS | 7,005 | 451,681 | 44,791 | 27,022 | 1,652,934 | 186,787 | 25.92 | 27.33 | 23.98 |
| PUJILTI (LA FE) | 4,029 | 439,763 | 49,849 | 16,674 | 1,730,953 | 221,562 | 24.16 | 25.41 | 22.50 |
| ATENCINGO | 3,194 | 429,375 | 51,052 | 15,960 | 1,850,280 | 238,834 | 20.01 | 23.21 | 21.38 |
| TALA (JOSE MA. MTZ.) | 4,166 | 395,449 | 35,669 | 23,562 | 1,980,285 | 232,748 | 17.68 | 19.97 | 15.33 |
| SAN CRISTOBAL | 6,210 | 388,630 | 35,258 | 43,938 | 2,520,000 | 267,397 | 14.13 | 15.42 | 13.19 |
| CTRAL. MOTZORONGO | 5,180 | 347,450 | 30,033 | 21,367 | 1,449,547 | 160,189 | 24.24 | 23.97 | 18.75 |
| SAN MIGUEL DEL NARANJO | 4,816 | 310,476 | 30,698 | 31,220 | 1,810,000 | 225,617 | 15.42 | 17.15 | 13.61 |
| EMILIANO ZAPATA | 2,369 | 282,307 | 36,875 | 11,318 | 1,218,920 | 163,152 | 20.93 | 23.16 | 22.60 |
| A. SAENZ GARZA | 2,936 | 281,889 | 25,822 | 21,895 | 1,300,000 | 143,000 | 13.41 | 21.68 | 18.06 |
| TAMAZULA | 2,328 | 269,758 | 25,102 | 14,665 | 1,550,049 | 190,717 | 15.88 | 17.40 | 13.16 |
| SN. RAFAEL DE PUCTÉ | 4,038 | 266,783 | 14,829 | 30,083 | 1,843,000 | 184,300 | 13.42 | 14.48 | 8.05 |
| P. MACHADO (LA MARGARITA) | 4,409 | 263,964 | 25,861 | 16,625 | 992,753 | 117,840 | 26.52 | 26.59 | 21.95 |
| CONSTANCIA | 4,051 | 261,092 | 21,878 | 15,771 | 940,814 | 99,303 | 25.69 | 27.75 | 22.03 |
| LA GLORIA | 2,602 | 249,289 | 25,371 | 17,689 | 1,600,000 | 188,096 | 14.71 | 15.58 | 13.49 |
| EL POTRERO | 3,286 | 246,731 | 24,816 | 23,797 | 1,602,124 | 197,990 | 13.81 | 15.40 | 12.53 |
| QUESERIA | 1,547 | 240,194 | 20,801 | 19,277 | 1,489,474 | 164,408 | 8.03 | 16.13 | 12.65 |
| CTRAL. PROGRESO | 3,790 | 229,050 | 25,093 | 14,174 | 780,000 | 97,523 | 26.74 | 29.37 | 25.73 |
| EL MODELO | 2,242 | 223,335 | 22,248 | 11,626 | 1,115,000 | 128,236 | 19.29 | 20.03 | 17.35 |
| HUIXTLA | 2,318 | 213,015 | 18,677 | 13,902 | 1,230,008 | 127,945 | 16.68 | 17.32 | 14.60 |
| EL MANTE | 2,375 | 190,818 | 16,243 | 15,315 | 900,000 | 97,200 | 15.51 | 21.20 | 16.71 |
| MELCHOR OCAMPO | 1,245 | 190,760 | 20,000 | 10,120 | 1,103,500 | 133,088 | 12.30 | 17.29 | 15.03 |
| SAN FCO. AMECA | 2,004 | 190,240 | 18,213 | 14,083 | 1,200,000 | 144,289 | 14.23 | 15.85 | 12.62 |
| SAN NICOLÁS | 1,923 | 182,481 | 16,461 | 14,659 | 1,054,000 | 116,109 | 13.12 | 17.31 | 14.18 |
| EL HIGO | 1,735 | 167,465 | 15,477 | 23,364 | 1,746,454 | 209,574 | 7.43 | 9.59 | 7.39 |
| PLAN DE AYALA | 1,999 | 163,217 | 13,279 | 20,342 | 1,234,000 | 143,759 | 9.82 | 13.23 | 9.24 |
| BELLAVISTA | 1,581 | 148,987 | 14,419 | 7,398 | 641,000 | 76,587 | 21.37 | 23.24 | 18.83 |
| CUATOTOLAPAM | 2,425 | 146,670 | 11,978 | 14,798 | 895,000 | 95,010 | 16.39 | 16.39 | 12.61 |
| PUGA | 1,812 | 143,640 | 11,113 | 20,821 | 1,533,200 | 184,000 | 8.70 | 9.37 | 6.04 |
| LA PROVIDENCIA | 2,233 | 134,082 | 11,978 | 13,136 | 770,000 | 88,550 | 17.00 | 17.41 | 13.53 |
| MAHUIXTLÁN | 1,374 | 131,813 | 13,207 | 5,173 | 462,921 | 53,263 | 26.56 | 28.47 | 24.80 |
| SAN PEDRO | 1,433 | 120,522 | 10,021 | 18,403 | 1,335,197 | 140,837 | 7.79 | 9.03 | 7.12 |
| EL CARMEN | 1,689 | 113,300 | 9,235 | 11,098 | 650,000 | 65,680 | 15.22 | 17.43 | 14.06 |
| CASASANO (LA ABEJA) | 847 | 104,904 | 13,147 | 5,424 | 612,679 | 84,096 | 15.61 | 17.12 | 15.63 |
| PLAN DE SAN LUIS | 1,349 | 87,635 | 8,741 | 19,062 | 1,066,800 | 136,230 | 7.08 | 8.21 | 6.42 |
| SAN MIGUELITO | 971 | 87,409 | 8,115 | 6,356 | 500,000 | 55,355 | 15.28 | 17.48 | 14.66 |
| JOSÉ MA. MORELOS | 1,035 | 81,161 | 6,423 | 10,084 | 749,338 | 81,678 | 10.27 | 10.83 | 7.86 |
| ALIANZA POPULAR | 1,124 | 80,480 | 7,426 | 21,488 | 1,200,000 | 145,200 | 5.23 | 6.71 | 5.11 |
| EL REFUGIO | 1,254 | 78,782 | 6,764 | 7,665 | 471,420 | 52,508 | 16.36 | 16.71 | 12.88 |
| LÁZARO CÁRDENAS | 768 | 76,955 | 8,365 | 4,497 | 383,809 | 47,024 | 17.08 | 20.05 | 17.79 |
| PANUCO (ZAPOAPITA) | 694 | 67,123 | 5,523 | 20,414 | 1,650,000 | 192,000 | 3.40 | 4.07 | 2.88 |
| PEDERNALES | 623 | 62,734 | 6,558 | 4,392 | 435,302 | 51,148 | 14.18 | 14.41 | 12.82 |
| SAN JOSÉ DE ABAJO | 833 | 49,267 | 4,199 | 8,359 | 555,000 | 63,729 | 9.97 | 8.88 | 6.59 |
| SANTA CLARA | 466 | 38,715 | 3,350 | 7,428 | 650,000 | 75,225 | 6.27 | 5.96 | 4.45 |
| EL MOLINO * | 334 | 26,297 | 1,986 | 11,151 | 758,863 | 97,151 | 2.99 | 3.47 | 2.04 |
| CALIPAM | 262 | 24,270 | 1,637 | 1,754 | 159,183 | 15,809 | 14.96 | 15.25 | 10.35 |

NOTA: * Superficie estimada por el CONADESUCA

REPORTE DE AVANCE DE PRODUCCIÓN DE CAÑA Y AZÚCAR

Ciclo azucarero 2013/14 Reporte No. 8 SEMANA NO. 14

Del 29/Dic/13 al 4/Ene/14 - Días acumulados de zafra: 65



1er ESTIMADO 2013/14 - REPORTE DE LA SEMANA 14 - PRESENTACIÓN POR ESTADO

| ESTADO | REAL ZAFRA 2013/14 | | | 1er. ESTIMADO 2013/14 | | | VARIACION (REAL / ESTIMADO) | | |
|-----------------|--------------------|--------------------|---------------|-----------------------|--------------------|---------------|-----------------------------|--------------------|---------------|
| | Caña Molida | Azúcar Física Real | Rend. Fábrica | Caña Molida | Azúcar Física Real | Rend. Fábrica | Caña Molida | Azúcar Física Real | Rend. Fábrica |
| | (Tons.) | (Ton) | % | (Tons.) | (Ton) | % | % | % | Real - Est. |
| TOTAL | 1,101,103 | 115,612 | 10.50 | 1,954,282 | 214,823 | 10.99 | -43.66 | -46.18 | -0.49 |
| VERACRUZ | 666,060 | 68,323 | 10.26 | 804,368 | 86,786 | 10.79 | -17.19 | -21.27 | -0.53 |
| OAXACA | 115,072 | 12,120 | 10.53 | 122,707 | 13,824 | 11.27 | -6.22 | -12.33 | -0.73 |
| CHIAPAS | 89,844 | 9,750 | 10.85 | 91,985 | 10,396 | 11.30 | -2.33 | -6.21 | -0.45 |
| PUEBLA | 73,970 | 8,917 | 12.06 | 76,508 | 8,980 | 11.74 | -3.32 | -0.70 | 0.32 |
| MORELOS | 71,446 | 9,616 | 13.46 | 72,393 | 9,497 | 13.12 | -1.31 | 1.25 | 0.34 |
| MICHOACÁN | 36,663 | 3,928 | 10.71 | 65,100 | 6,694 | 10.28 | -43.68 | -41.32 | 0.43 |
| QUINTANA ROO | 21,931 | 1,224 | 5.58 | 64,000 | 6,016 | 9.40 | -65.73 | -79.65 | -3.82 |
| COLIMA | 17,369 | 1,454 | 8.37 | 49,997 | 5,000 | 10.00 | -65.26 | -70.92 | -1.63 |
| SAN LUIS POTOSÍ | 5,043 | 202 | 4.00 | 186,198 | 21,698 | 11.65 | -97.29 | -99.07 | -7.65 |
| NAYARIT | 3,705 | 78 | 2.12 | 64,400 | 6,840 | 10.62 | -94.25 | -98.85 | -8.51 |
| JALISCO | 0 | 0 | 0.00 | 271,926 | 29,902 | 11.00 | - | - | - |
| TAMAULIPAS | 0 | 0 | 0.00 | 84,700 | 9,192 | 10.85 | - | - | - |

NOTAS: * El estado ha concluido la zafra

1er ESTIMADO 2013/14 - REPORTE ACUMULADO A LA SEMANA 14 - PRESENTACIÓN POR ESTADO

| ESTADO | REAL ZAFRA 2013/14 | | | 1er. ESTIMADO 2013/14 | | | VARIACION (REAL / ESTIMADO) | | |
|-----------------|--------------------|--------------------|---------------|-----------------------|--------------------|---------------|-----------------------------|--------------------|---------------|
| | Caña Molida | Azúcar Física Real | Rend. Fábrica | Caña Molida | Azúcar Física Real | Rend. Fábrica | Caña Molida | Azúcar Física Real | Rend. Fábrica |
| | (Tons.) | (Ton) | % | (Tons.) | (Ton) | % | % | % | Real - Est. |
| TOTAL | 9,263,979 | 885,923 | 9.56 | 10,679,452 | 1,093,788 | 10.24 | -13.25 | -19.00 | -0.68 |
| VERACRUZ | 3,729,730 | 348,236 | 9.34 | 4,088,299 | 409,329 | 10.01 | -8.77 | -14.93 | -0.68 |
| JALISCO | 1,276,355 | 119,827 | 9.39 | 1,534,632 | 157,391 | 10.26 | -16.83 | -23.87 | -0.87 |
| OAXACA | 794,427 | 77,415 | 9.74 | 738,872 | 76,673 | 10.38 | 7.52 | 0.97 | -0.63 |
| CHIAPAS | 652,778 | 68,526 | 10.50 | 668,428 | 76,453 | 11.44 | -2.34 | -10.37 | -0.94 |
| SAN LUIS POTOSÍ | 641,808 | 60,144 | 9.37 | 927,254 | 98,297 | 10.60 | -30.78 | -38.81 | -1.23 |
| TAMAULIPAS | 472,707 | 42,065 | 8.90 | 642,157 | 64,623 | 10.06 | -26.39 | -34.91 | -1.16 |
| PUEBLA | 453,645 | 52,689 | 11.61 | 350,047 | 39,066 | 11.16 | 29.60 | 34.87 | 0.45 |
| MORELOS | 387,211 | 50,022 | 12.92 | 372,058 | 46,548 | 12.51 | 4.07 | 7.46 | 0.41 |
| QUINTANA ROO | 266,783 | 14,829 | 5.56 | 569,000 | 50,530 | 8.88 | -53.11 | -70.65 | -3.32 |
| COLIMA | 240,194 | 20,801 | 8.66 | 330,470 | 30,606 | 9.26 | -27.32 | -32.04 | -0.60 |
| MICHOACÁN | 178,405 | 18,272 | 10.24 | 169,735 | 17,533 | 10.33 | 5.11 | 4.22 | -0.09 |
| NAYARIT | 169,937 | 13,099 | 7.71 | 288,500 | 26,740 | 9.27 | -41.10 | -51.01 | -1.56 |

GRADO DE AVANCE 1er ESTIMADO 2013/14 - REPORTE ACUMULADO A LA SEMANA 14 - PRESENTACIÓN POR ESTADO

| ESTADO | REAL ZAFRA 2013/14 (ACUMULADO) | | | TOTAL 1er. ESTIMADO 2013/14 | | | % AVANCE (REAL vs TOT. EST.) | | |
|-----------------|--------------------------------|------------------|----------------|-----------------------------|-------------------|------------------|------------------------------|--------------|---------------|
| | Sup. Indust. | Caña Molida | Azúcar Física | Sup. Indust. | Caña Molida | Azúcar Física | Sup. Indust. | Caña Molida | Azúcar Física |
| | (Has.) | (Ton) | (Ton) | (Has.) | (Ton) | (Ton) | % | | |
| TOTAL | 112,785 | 9,263,979 | 885,923 | 819,064 | 58,037,815 | 6,695,310 | 13.77 | 15.96 | 13.23 |
| VERACRUZ | 50,552 | 3,729,730 | 348,236 | 331,641 | 22,496,634 | 2,522,967 | 15.24 | 16.58 | 13.80 |
| JALISCO | 12,360 | 1,276,355 | 119,827 | 79,912 | 7,224,172 | 859,106 | 15.47 | 17.67 | 13.95 |
| OAXACA | 12,668 | 794,427 | 77,415 | 51,312 | 3,117,107 | 357,134 | 24.69 | 25.49 | 21.68 |
| CHIAPAS | 6,347 | 652,778 | 68,526 | 30,576 | 2,960,961 | 349,507 | 20.76 | 22.05 | 19.61 |
| SAN LUIS POTOSÍ | 9,287 | 641,808 | 60,144 | 92,113 | 5,310,799 | 650,806 | 10.08 | 12.08 | 9.24 |
| TAMAULIPAS | 5,311 | 472,707 | 42,065 | 37,209 | 2,200,000 | 240,200 | 14.27 | 21.49 | 17.51 |
| PUEBLA | 3,456 | 453,645 | 52,689 | 17,714 | 2,009,463 | 254,643 | 19.51 | 22.58 | 20.69 |
| MORELOS | 3,216 | 387,211 | 50,022 | 16,742 | 1,831,599 | 247,249 | 19.21 | 21.14 | 20.23 |
| QUINTANA ROO | 4,038 | 266,783 | 14,829 | 30,083 | 1,843,000 | 184,300 | 13.42 | 14.48 | 8.05 |
| COLIMA | 1,547 | 240,194 | 20,801 | 19,277 | 1,489,474 | 164,408 | 8.03 | 16.13 | 12.65 |
| MICHOACÁN | 1,857 | 178,405 | 18,272 | 16,317 | 1,469,111 | 173,397 | 11.38 | 12.14 | 10.54 |
| NAYARIT | 2,146 | 169,937 | 13,099 | 31,972 | 2,292,063 | 281,151 | 6.71 | 7.41 | 4.66 |

REPORTE DE AVANCE DE PRODUCCIÓN DE CAÑA Y AZÚCAR

Ciclo azucarero 2013/14 Reporte No. 8 SEMANA NO. 14

Del 29/Dic/13 al 4/Ene/14 - Días acumulados de zafra: 65



1er ESTIMADO 2013/14 - REPORTE DE LA SEMANA 14 - PRESENTACIÓN POR CONSORCIO 2/

| CONSORCIO | REAL ZAFRA 2013/14 | | | 1er. ESTIMADO 2013/14 | | | VARIACION (REAL / ESTIMADO) | | |
|------------------------------|--------------------|----------------|------------------|-----------------------|----------------|------------------|-----------------------------|---------------|------------------|
| | Caña Molida | Azúcar Física | Rend. de Fábrica | Caña Molida | Azúcar Física | Rend. de Fábrica | Caña Molida | Azúcar Física | Rend. de Fábrica |
| | (Tons.) | (Tons.) | (%) | (Tons.) | (Tons.) | (%) | (%) | (%) | Dif. |
| TOTAL | 1,101,103 | 115,612 | 10.50 | 1,954,282 | 214,823 | 10.99 | -43.66 | -46.18 | -0.49 |
| FEESA (9) | 392,731 | 44,560 | 11.35 | 444,458 | 51,762 | 11.65 | -11.64 | -13.91 | -0.30 |
| PIASA (2) | 149,151 | 16,765 | 11.24 | 143,000 | 15,837 | 11.07 | 4.30 | 5.86 | 0.17 |
| PORRES (3) | 89,122 | 8,291 | 9.30 | 135,494 | 13,473 | 9.94 | -34.22 | -38.46 | -0.64 |
| BETA SAN MIGUEL (6) | 72,627 | 5,584 | 7.69 | 243,787 | 25,578 | 10.49 | -70.21 | -78.17 | -2.80 |
| MOTZORONGO (2) | 67,918 | 6,241 | 9.19 | 64,500 | 6,549 | 10.15 | 5.30 | -4.70 | -0.96 |
| LA MARGARITA (3) | 66,658 | 7,250 | 10.88 | 101,810 | 11,960 | 11.75 | -34.53 | -39.38 | -0.87 |
| ZUCARMEX (5) | 60,780 | 7,083 | 11.65 | 161,690 | 19,083 | 11.80 | -62.41 | -62.89 | -0.15 |
| G. AZUCARERO DEL TRÓPICO (2) | 52,089 | 5,537 | 10.63 | 50,080 | 5,583 | 11.15 | 4.01 | -0.83 | -0.52 |
| SANTOS (5) | 46,458 | 4,611 | 9.92 | 151,253 | 16,223 | 10.73 | -69.28 | -71.58 | -0.80 |
| FANJUL | 37,031 | 3,575 | 9.65 | 43,571 | 4,514 | 10.36 | -15.01 | -20.79 | -0.71 |
| GARCÍA GONZÁLEZ (3) | 25,160 | 2,168 | 8.62 | 33,193 | 3,271 | 9.85 | -24.20 | -33.72 | -1.24 |
| PERNO | 21,797 | 2,123 | 9.74 | 25,410 | 2,617 | 10.30 | -14.22 | -18.89 | -0.56 |
| AZUCARERO MEXICO (4) | 15,875 | 1,747 | 11.00 | 99,300 | 10,861 | 10.94 | -84.01 | -83.92 | 0.07 |
| MENCHACA | 3,705 | 78 | 2.12 | 15,000 | 1,800 | 12.00 | -75.30 | -95.64 | -9.88 |
| SAENZ (3) | 0 | 0 | 0.00 | 135,440 | 14,919 | 11.02 | - | - | - |
| PANTALEON | 0 | 0 | 0.00 | 56,896 | 5,753 | 10.11 | - | - | - |
| PUGA | 0 | 0 | 0.00 | 49,400 | 5,040 | 10.20 | - | - | - |

1er ESTIMADO 2013/14 - REPORTE ACUMULADO A LA SEMANA 14 - PRESENTACIÓN POR CONSORCIO 2/

| CONSORCIO | REAL ZAFRA 2013/14 | | | 1er. ESTIMADO 2013/14 | | | VARIACION (REAL / ESTIMADO) | | |
|------------------------------|--------------------|--------------------|---------------|-----------------------|--------------------|---------------|-----------------------------|--------------------|---------------|
| | Caña Molida | Azúcar Física Real | Rend. Fábrica | Caña Molida | Azúcar Física Real | Rend. Fábrica | Caña Molida | Azúcar Física Real | Rend. Fábrica |
| | (Tons.) | (Ton) | % | (Tons.) | (Ton) | % | % | % | Real - Est. |
| TOTAL | 9,263,979 | 885,923 | 9.56 | 10,679,452 | 1,093,788 | 10.24 | -13.25 | -19.00 | -0.68 |
| FEESA (9) | 1,984,410 | 212,230 | 10.69 | 1,975,093 | 211,178 | 10.69 | 0.47 | 0.50 | 0.00 |
| BETA SAN MIGUEL (6) | 1,268,785 | 106,417 | 8.39 | 1,924,208 | 183,567 | 9.54 | -34.06 | -42.03 | -1.15 |
| PIASA (2) | 1,035,700 | 102,136 | 9.86 | 944,700 | 92,915 | 9.84 | 9.63 | 9.92 | 0.03 |
| ZUCARMEX (5) | 929,801 | 98,534 | 10.60 | 1,061,046 | 123,095 | 11.60 | -12.37 | -19.95 | -1.00 |
| SAENZ (3) | 742,465 | 67,167 | 9.05 | 968,257 | 98,975 | 10.22 | -23.32 | -32.14 | -1.18 |
| SANTOS (5) | 602,088 | 53,659 | 8.91 | 689,483 | 67,477 | 9.79 | -12.68 | -20.48 | -0.87 |
| LA MARGARITA (3) | 574,175 | 57,377 | 9.99 | 589,985 | 66,306 | 11.24 | -2.68 | -13.47 | -1.25 |
| AZUCARERO MÉXICO (4) | 472,404 | 44,034 | 9.32 | 530,310 | 56,320 | 10.62 | -10.92 | -21.81 | -1.30 |
| MOTZORONGO (2) | 426,232 | 36,797 | 8.63 | 425,900 | 42,449 | 9.97 | 0.08 | -13.31 | -1.33 |
| PORRES (3) | 372,252 | 32,047 | 8.61 | 457,854 | 43,083 | 9.41 | -18.70 | -25.61 | -0.80 |
| G. AZUCARERO DEL TROPICO (2) | 249,289 | 25,371 | 10.18 | 269,006 | 28,435 | 10.57 | -7.33 | -10.78 | -0.39 |
| FANJUL | 182,481 | 16,461 | 9.02 | 182,591 | 17,115 | 9.37 | -0.06 | -3.82 | -0.35 |
| PUGA | 143,640 | 11,113 | 7.74 | 253,500 | 22,940 | 9.05 | -43.34 | -51.56 | -1.31 |
| GARCÍA GONZÁLEZ (3) | 137,570 | 10,871 | 7.90 | 161,325 | 14,756 | 9.15 | -14.73 | -26.33 | -1.24 |
| PANTALEON | 67,123 | 5,523 | 8.23 | 137,686 | 13,869 | 10.07 | -51.25 | -60.18 | -1.85 |
| PERNO | 49,267 | 4,199 | 8.52 | 73,508 | 7,509 | 10.22 | -32.98 | -44.08 | -1.69 |
| MENCHACA | 26,297 | 1,986 | 7.55 | 35,000 | 3,800 | 10.86 | -24.87 | -47.74 | -3.31 |

NOTA: 2/ El valor entre paréntesis corresponde al número de ingenios que agrupa el Consorcio, cuando este dato es mayor a 1.

REPORTE DE AVANCE DE PRODUCCIÓN DE CAÑA Y AZÚCAR

Ciclo azucarero 2013/14

Reporte No. 8

SEMANA NO. 14

Del 29/Dic/13 al 4/Ene/14

- Días acumulados de zafra: 65



GRADO DE AVANCE 1er ESTIMADO 2013/14 - REPORTE ACUMULADO A LA SEMANA 14 - PRESENTACIÓN POR CONSORCIO 2/

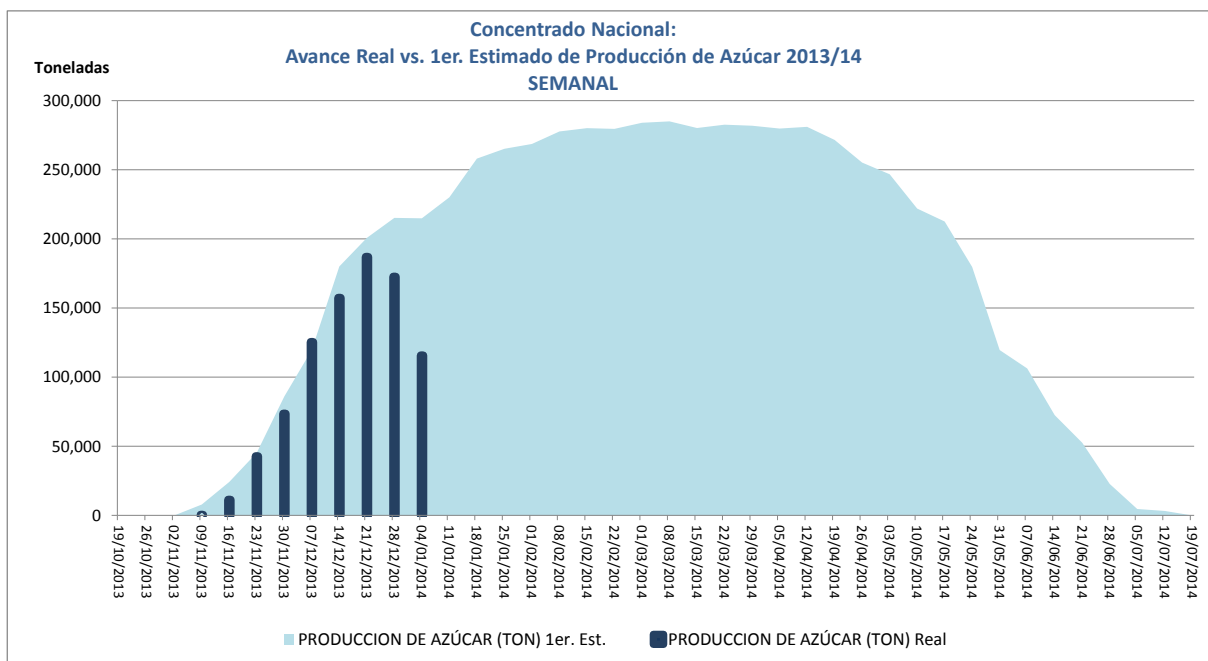
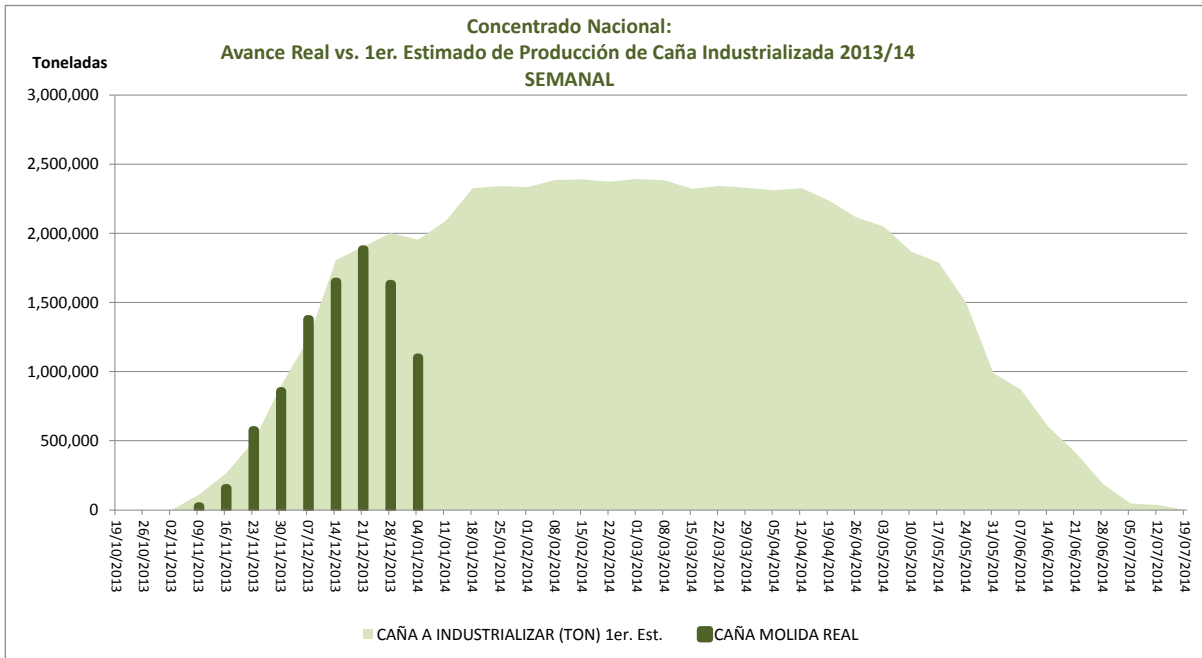
| CONSORCIO | REAL ZAFRA 2013/14 (ACUMULADO) | | | TOTAL 1er. ESTIMADO 2013/14 | | | ° AVANCE (REAL vs TOT. EST.) | | |
|------------------------------|--------------------------------|------------------|----------------|-----------------------------|-------------------|------------------|------------------------------|--------------|---------------|
| | Sup. Indust. | Caña Molida | Azúcar Física | Sup. Indust. | Caña Molida | Azúcar Física | Sup. Indust. | Caña Molida | Azúcar Física |
| | (Has.) | (Ton) | (Ton) | (Has.) | (Ton) | (Ton) | % | | |
| T O T A L | 112,785 | 9,263,979 | 885,923 | 819,064 | 58,037,815 | 6,695,310 | 13.77 | 15.96 | 13.23 |
| FEESA (9) | 22,701 | 1,984,410 | 212,230 | 150,617 | 11,255,803 | 1,359,841 | 15.07 | 17.63 | 15.61 |
| BETA SAN MIGUEL (6) | 16,456 | 1,268,785 | 106,417 | 123,868 | 8,079,287 | 908,145 | 13.28 | 15.70 | 11.72 |
| PIASA (2) | 14,884 | 1,035,700 | 102,136 | 63,616 | 3,806,194 | 430,105 | 23.40 | 27.21 | 23.75 |
| ZUCARMEX (5) | 8,383 | 929,801 | 98,534 | 55,330 | 5,043,828 | 617,487 | 15.15 | 18.43 | 15.96 |
| SAENZ (3) | 7,639 | 742,465 | 67,167 | 51,874 | 3,750,049 | 430,917 | 14.73 | 19.80 | 15.59 |
| SANTOS (5) | 7,752 | 602,088 | 53,659 | 68,419 | 4,405,302 | 511,704 | 11.33 | 13.67 | 10.49 |
| LA MARGARITA (3) | 9,235 | 574,175 | 57,377 | 40,883 | 2,522,091 | 297,041 | 22.59 | 22.77 | 19.32 |
| AZUCARERO MEXICO (4) | 4,934 | 472,404 | 44,034 | 56,414 | 4,014,125 | 460,616 | 8.75 | 11.77 | 9.56 |
| MOTZORONGO (2) | 6,434 | 426,232 | 36,797 | 29,031 | 1,920,967 | 212,697 | 22.16 | 22.19 | 17.30 |
| PORRES (3) | 4,217 | 372,252 | 32,047 | 39,733 | 3,215,205 | 344,007 | 10.61 | 11.58 | 9.32 |
| G. AZUCARERO DEL TROPICO (2) | 2,602 | 249,289 | 25,371 | 28,749 | 2,300,000 | 265,621 | 9.05 | 10.84 | 9.55 |
| FANJUL | 1,923 | 182,481 | 16,461 | 14,659 | 1,054,000 | 116,109 | 13.12 | 17.31 | 14.18 |
| PUGA | 1,812 | 143,640 | 11,113 | 20,821 | 1,533,200 | 184,000 | 8.70 | 9.37 | 6.04 |
| GARCIA GONZALEZ (3) | 1,951 | 137,570 | 10,871 | 19,462 | 1,276,455 | 117,296 | 10.03 | 10.78 | 9.27 |
| PANTALEÓN | 694 | 67,123 | 5,523 | 20,414 | 1,650,000 | 192,000 | 3.40 | 4.07 | 2.88 |
| PERNO | 833 | 49,267 | 4,199 | 8,359 | 555,000 | 63,729 | 9.97 | 8.88 | 6.59 |
| MENCHACA * | 334 | 26,297 | 1,986 | 11,151 | 758,863 | 97,151 | 2.99 | 3.47 | 2.04 |

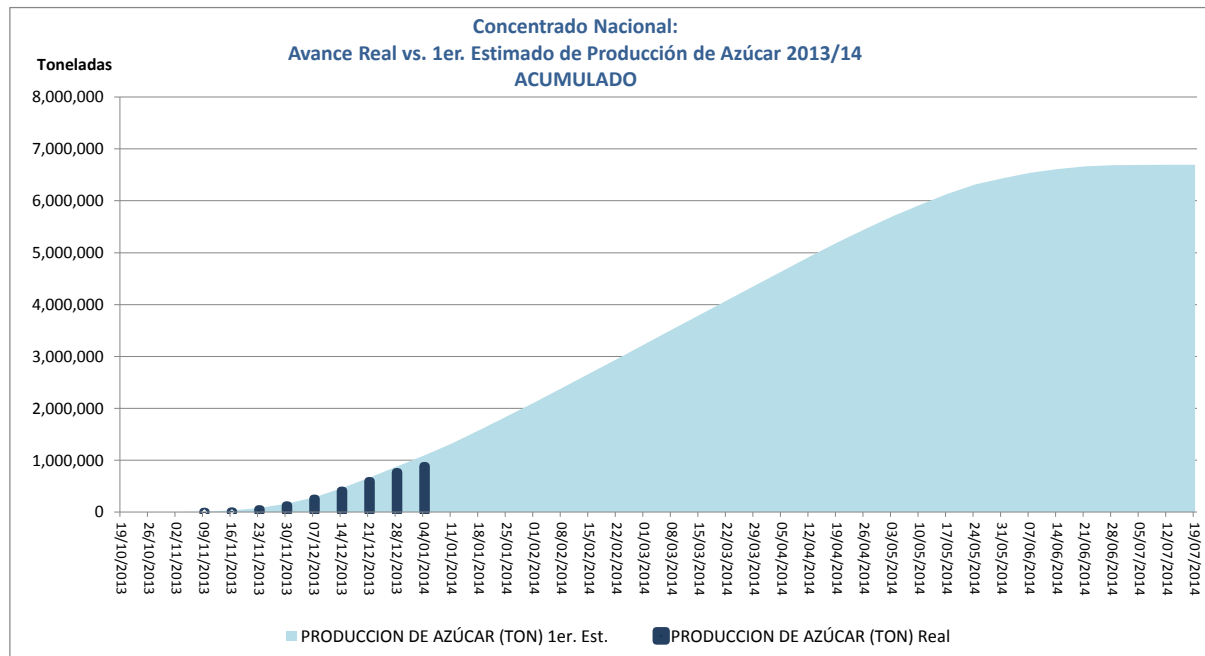
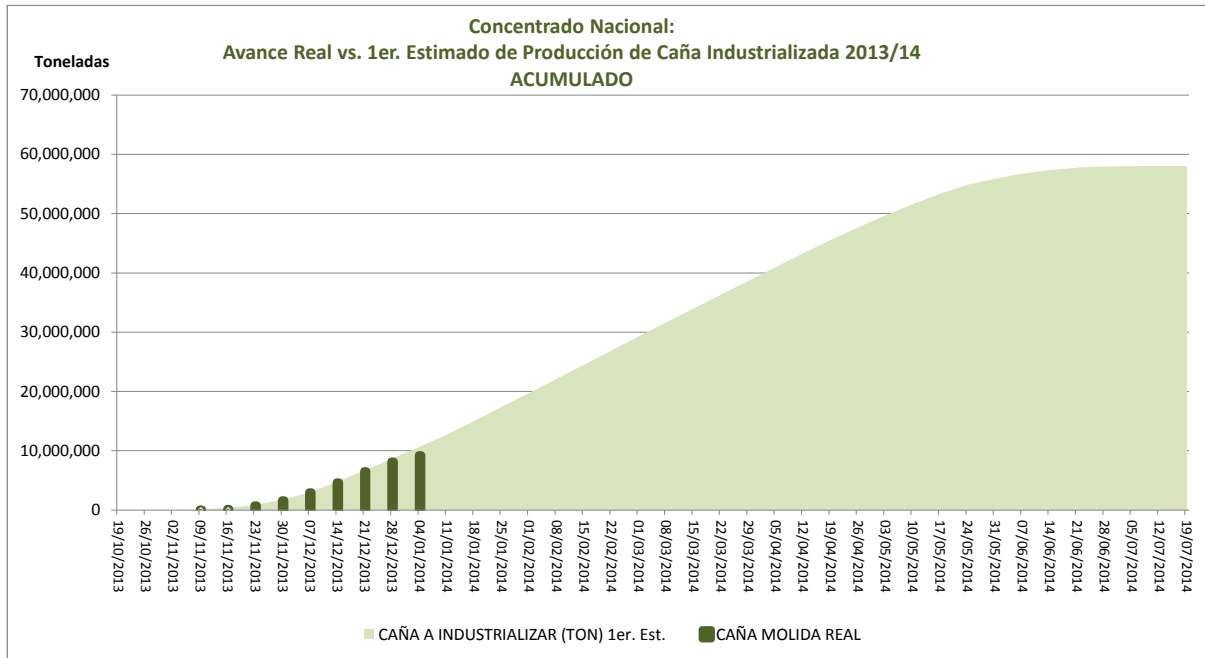
NOTAS:

* Dato de superficie del consorcio estimado por el CONADESUCA

2/ El valor entre paréntesis corresponde al número de ingenios que agrupa el Consorcio, cuando este dato es mayor a 1.

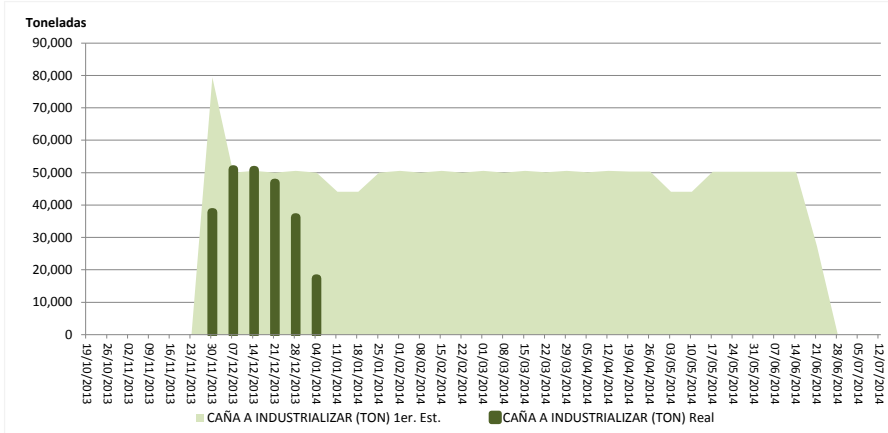
ANEXO
COMPARATIVO AVANCE REAL Y PRIMER ESTIMADO



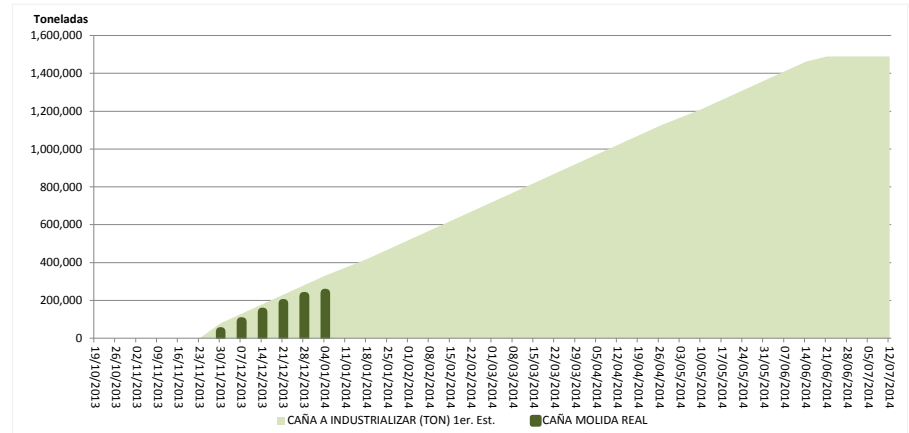


ANEXO COMPARATIVO AVANCE REAL VS. 1ER ESTIMADO POR ESTADO

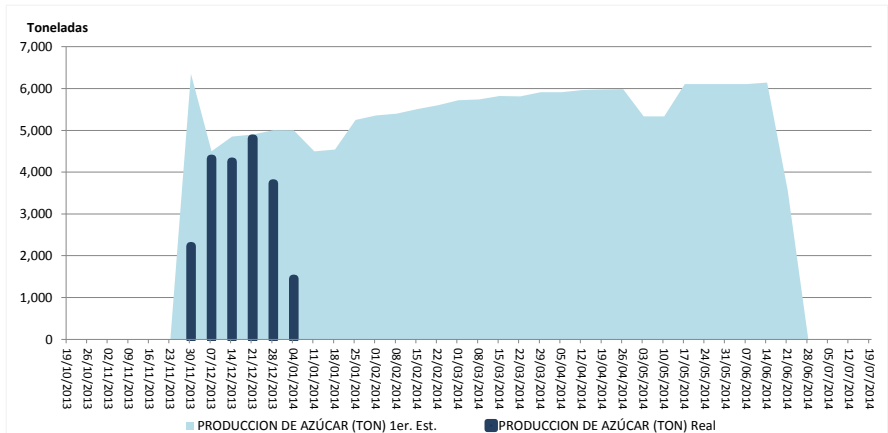
Colima: Avance Real vs. 1er Estimado de Caña Industrializada 2013/14 - SEMANAL



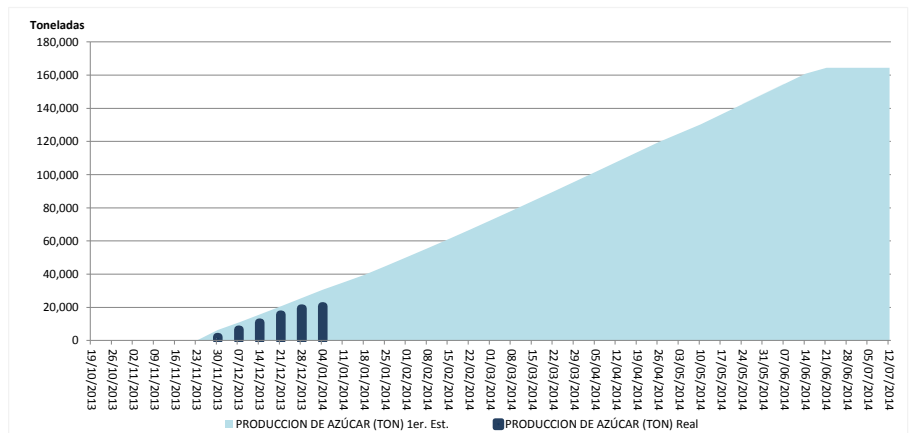
Colima: Avance Real vs. 1er Estimado de Caña Industrializada 2013/14 - ACUMULADO



Colima: Avance Real vs. 1er Estimado de Producción de Azúcar 2013/14 - SEMANAL



Colima: Avance Real vs. 1er Estimado de Producción de Azúcar 2013/14 - ACUMULADO



REPORTE DE AVANCE DE PRODUCCIÓN DE CAÑA Y AZÚCAR

Ciclo azucarero 2013/14

Reporte No. 8

SEMANA NO. 14

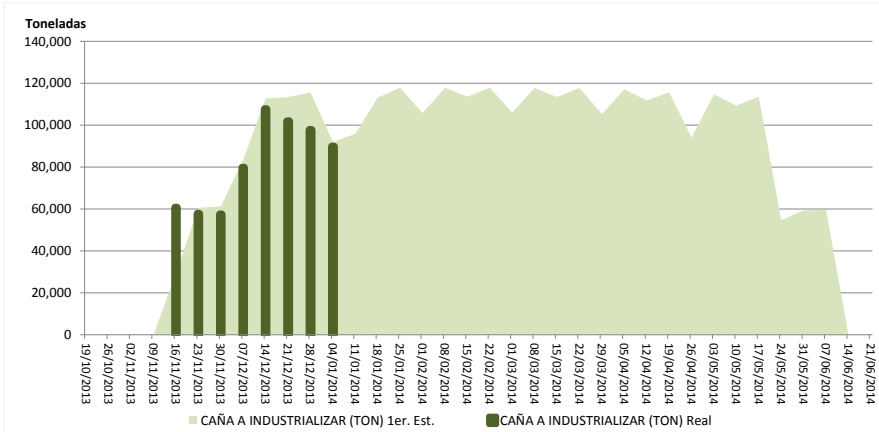
Del 29/Dic/13 al 4/Ene/14

- Días acumulados de zafra: 65

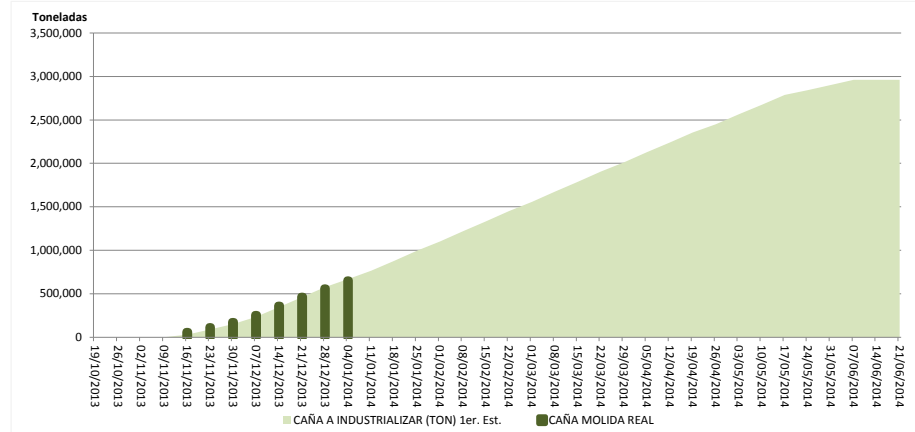


ANEXO COMPARATIVO AVANCE REAL VS. 1ER ESTIMADO POR ESTADO

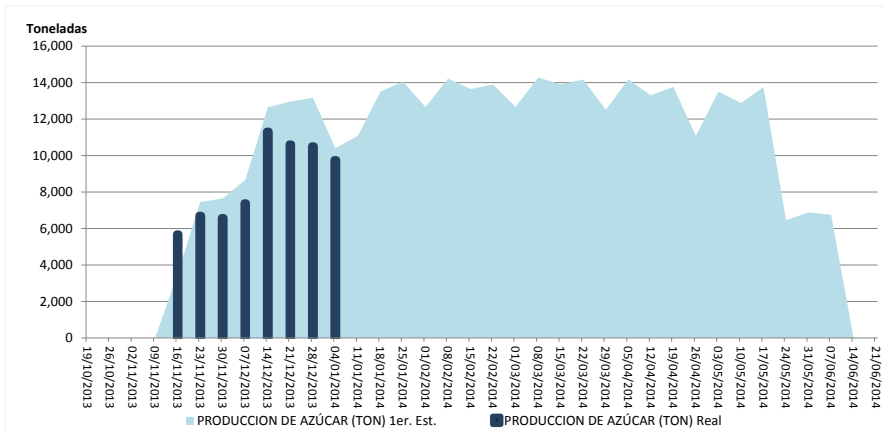
Chiapas: Avance Real vs. 1er Estimado de Caña Industrializada 2013/14 - SEMANAL



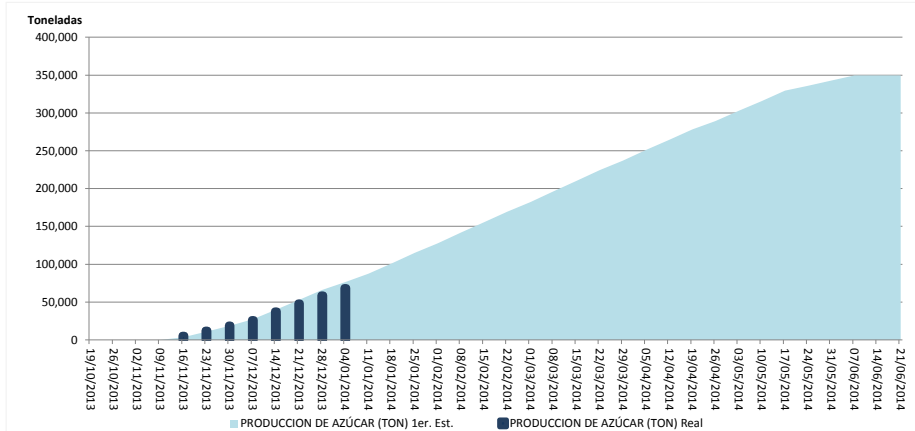
Chiapas: Avance Real vs. 1er Estimado de Caña Industrializada 2013/14 - ACUMULADO



Chiapas: Avance Real vs. 1er Estimado de Producción de Azúcar 2013/14 - SEMANAL

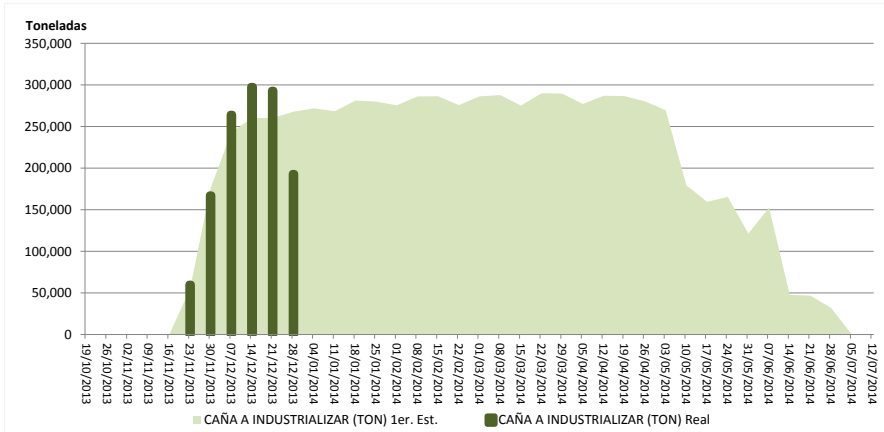


Chiapas: Avance Real vs. 1er Estimado de Producción de Azúcar 2013/14 - ACUMULADO

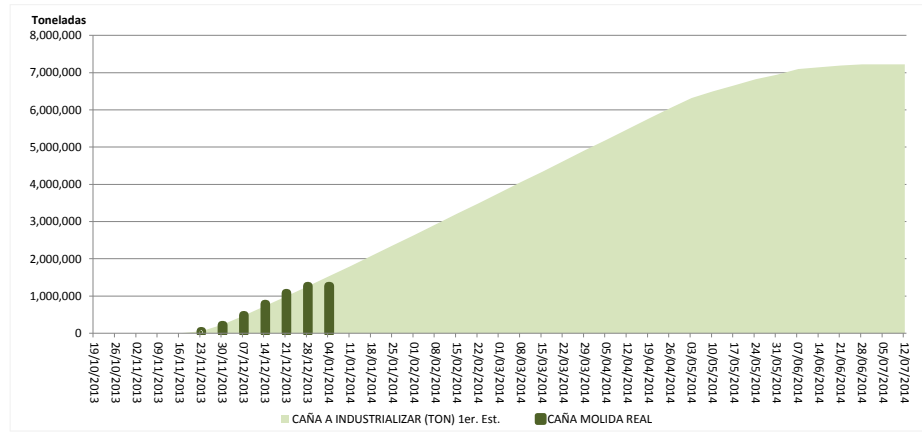


ANEXO COMPARATIVO AVANCE REAL VS. 1ER ESTIMADO POR ESTADO

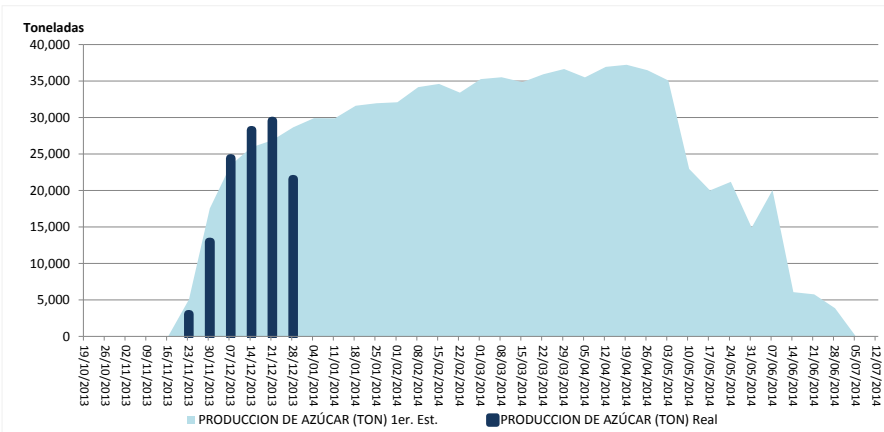
Jalisco: Avance Real vs. 1er Estimado de Caña Industrializada 2013/14 - SEMANAL



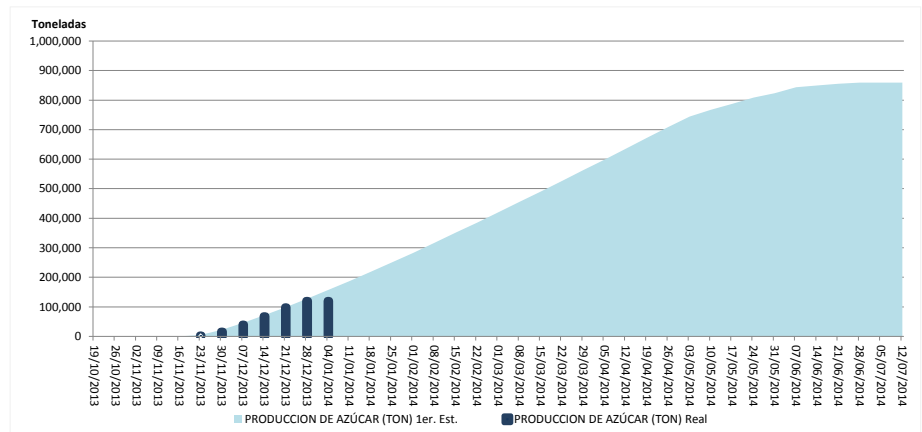
Jalisco: Avance Real vs. 1er Estimado de Caña Industrializada 2013/14 - ACUMULADO



Jalisco: Avance Real vs. 1er Estimado de Producción de Azúcar 2013/14 - SEMANAL

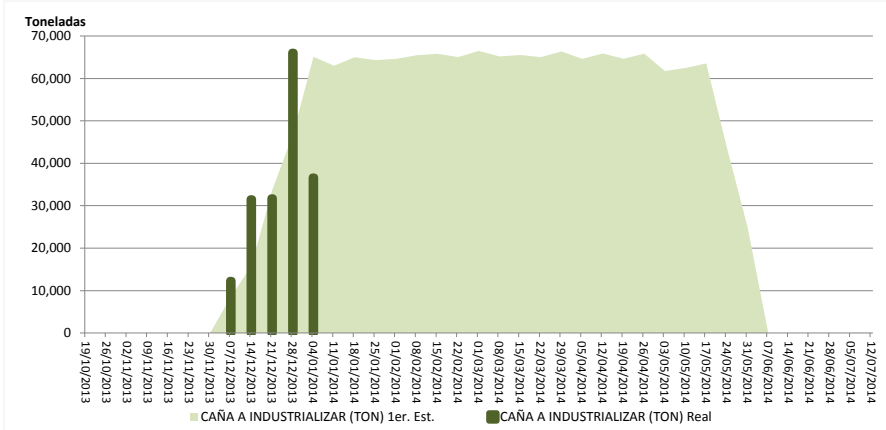


Jalisco: Avance Real vs. 1er Estimado de Producción de Azúcar 2013/14 - ACUMULADO

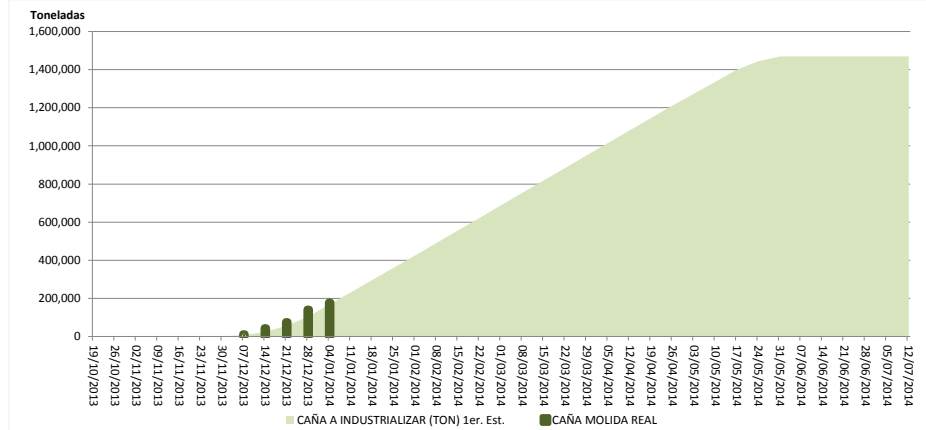


ANEXO COMPARATIVO AVANCE REAL VS. 1ER ESTIMADO POR ESTADO

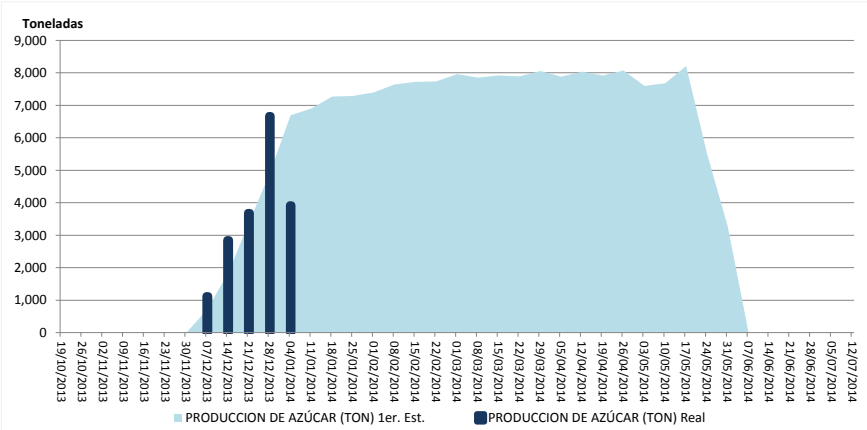
Michoacán: Avance Real vs. 1er Estimado de Caña Industrializada 2013/14 - SEMANAL



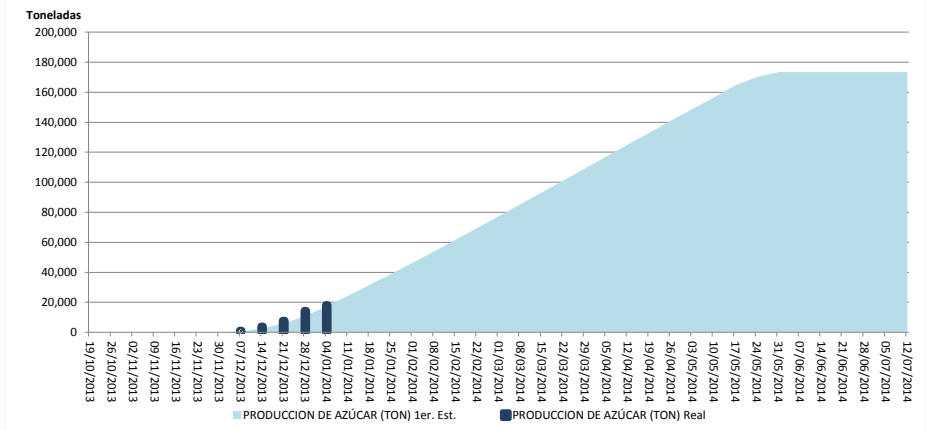
Michoacán: Avance Real vs. 1er Estimado de Caña Industrializada 2013/14 - ACUMULADO



Michoacán: Avance Real vs. 1er Estimado de Producción de Azúcar 2013/14 - SEMANAL

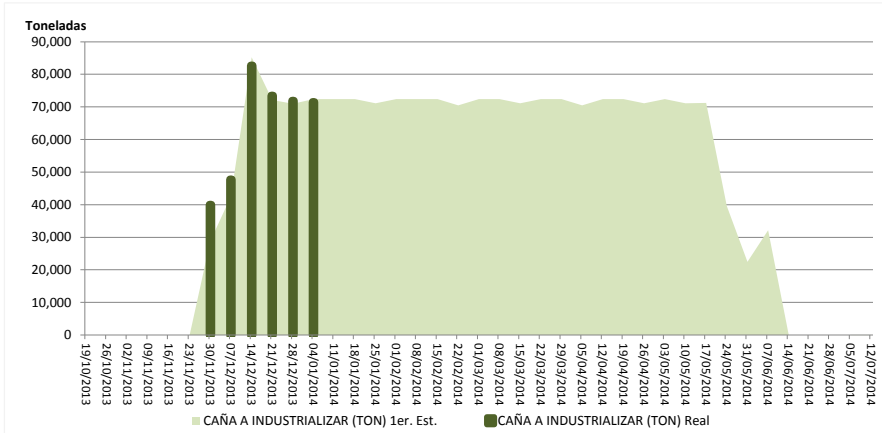


Michoacán: Avance Real vs. 1er Estimado de Producción de Azúcar 2013/14 - ACUMULADO

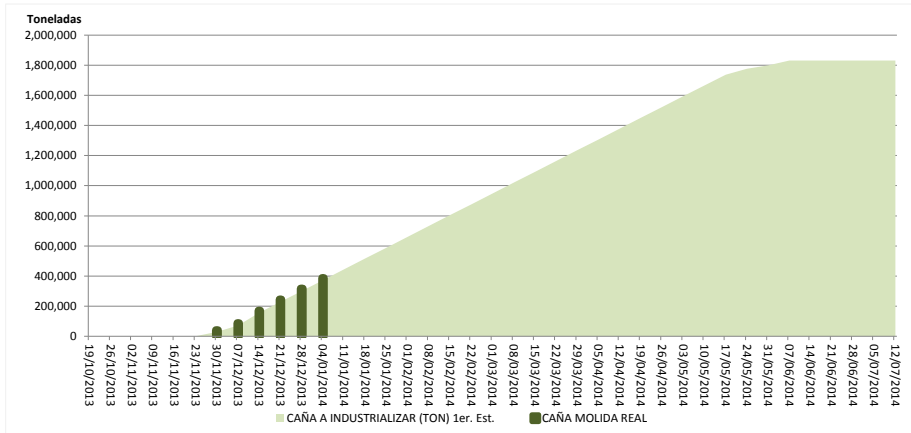


ANEXO COMPARATIVO AVANCE REAL VS. 1ER ESTIMADO POR ESTADO

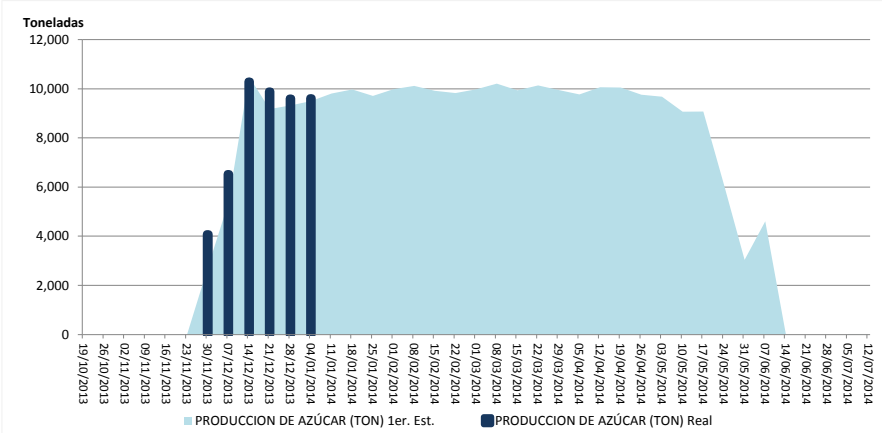
Morelos: Avance Real vs. 1er Estimado de Caña Industrializada 2013/14 - SEMANAL



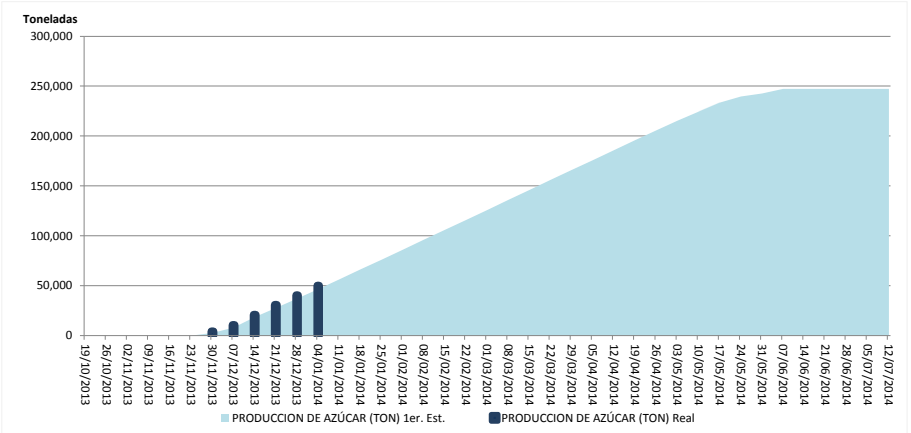
Morelos: Cumplimiento vs. 1er Estimado de Caña Industrializada 2011/12 - ACUMULADO



Morelos: Avance Real vs. 1er Estimado de Producción de Azúcar 2013/14 - SEMANAL

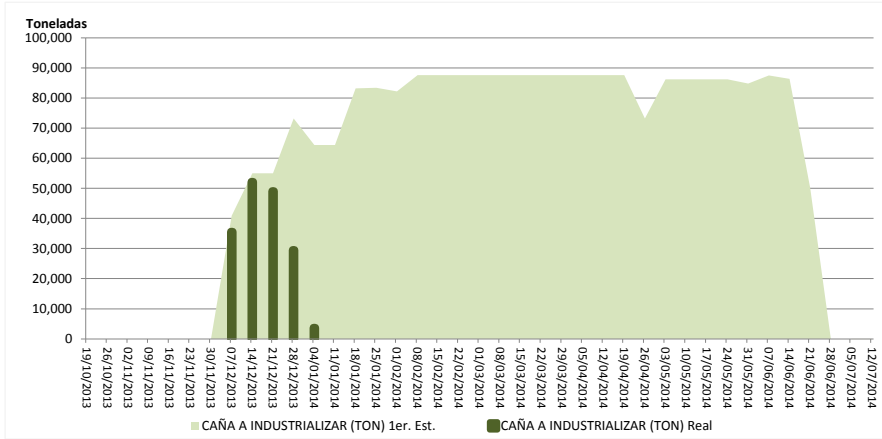


Morelos: Cumplimiento vs. 1er Estimado de Producción de Azúcar 2011/12 - ACUMULADO

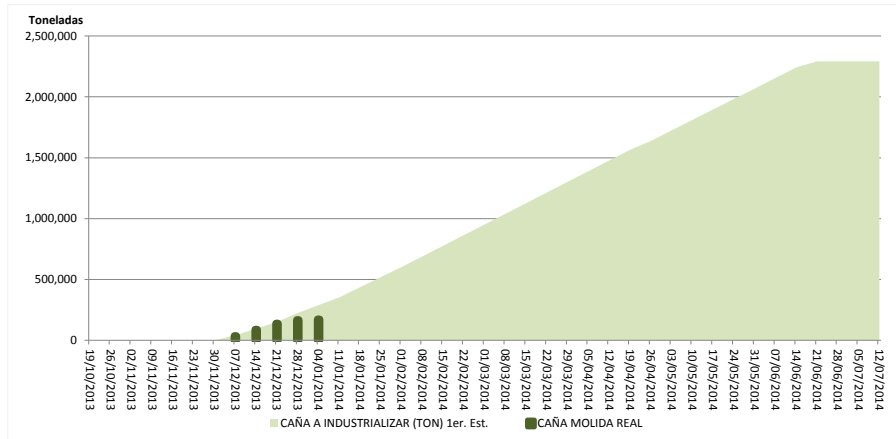


ANEXO COMPARATIVO AVANCE REAL VS. 1ER ESTIMADO POR ESTADO

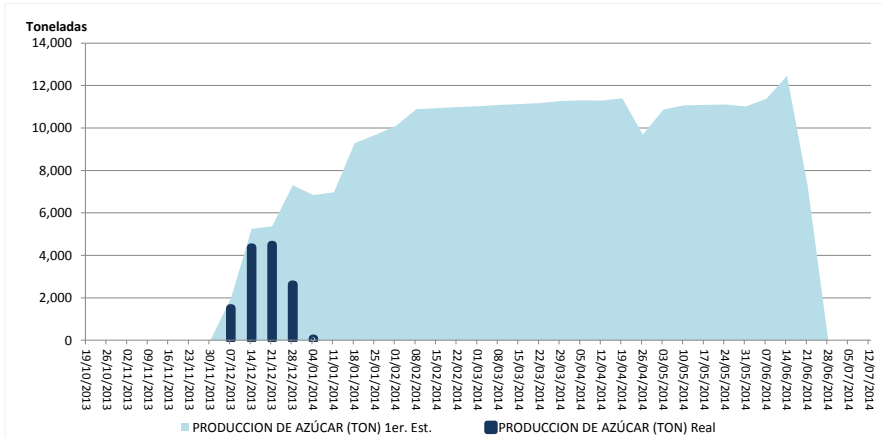
Nayarit: Avance Real vs. 1er Estimado de Caña Industrializada 2013/14 - SEMANAL



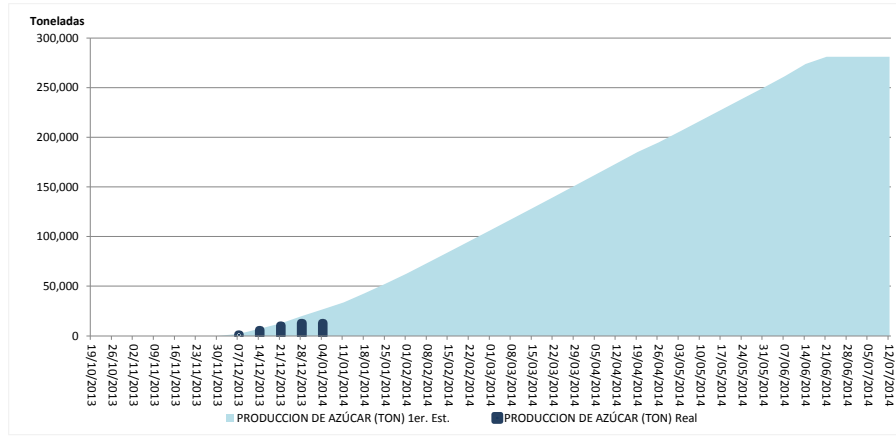
Nayarit: Avance Real vs. 1er Estimado de Caña Industrializada 2013/14 - ACUMULADO



Nayarit: Avance Real vs. 1er Estimado de Producción de Azúcar 2013/14 - SEMANAL

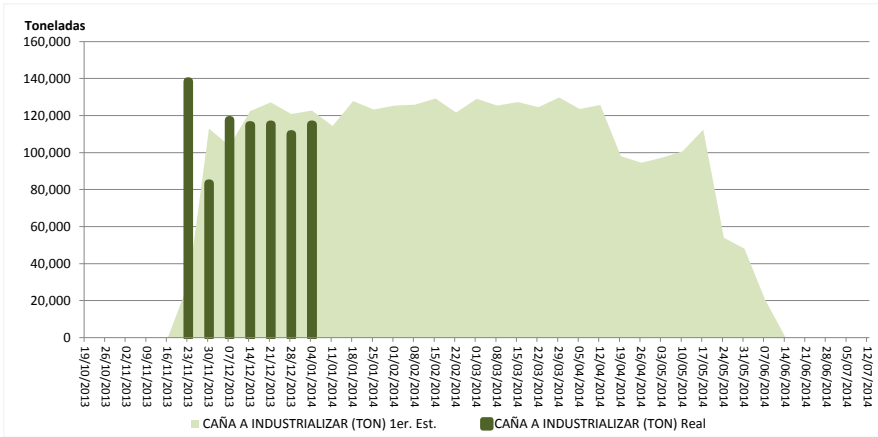


Nayarit: Avance Real vs. 1er Estimado de Producción de Azúcar 2013/14 - ACUMULADO

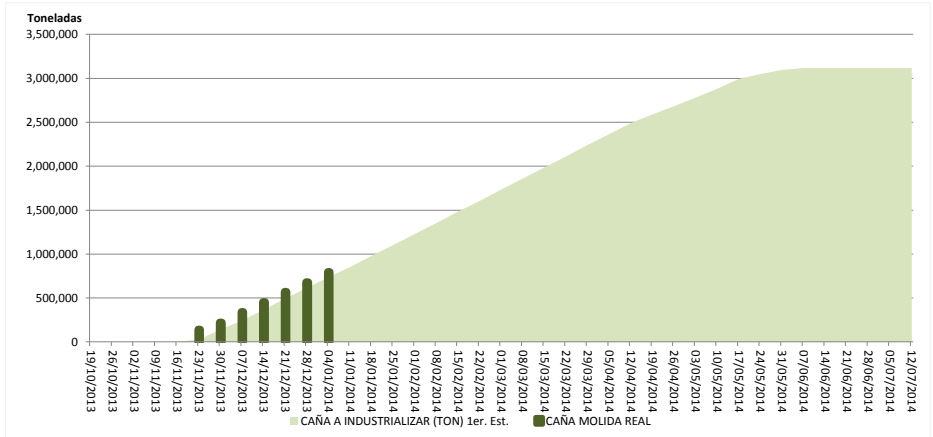


ANEXO COMPARATIVO AVANCE REAL VS. 1ER ESTIMADO POR ESTADO

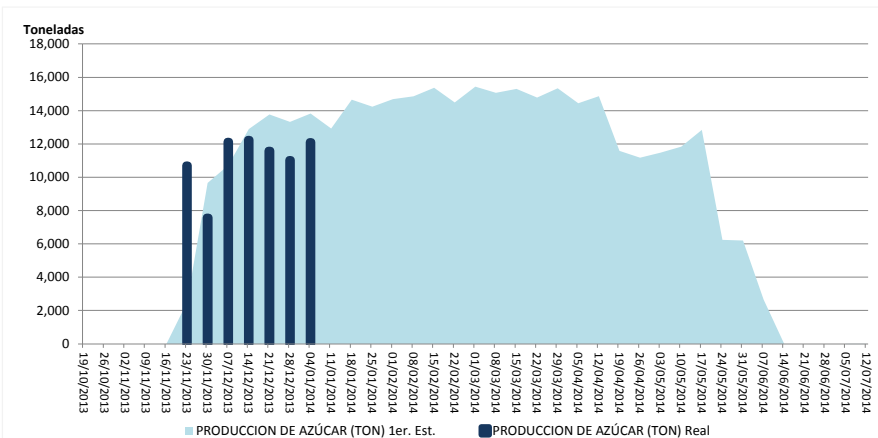
Oaxaca: Avance Real vs. 1er Estimado de Caña Industrializada 2013/14 - SEMANAL



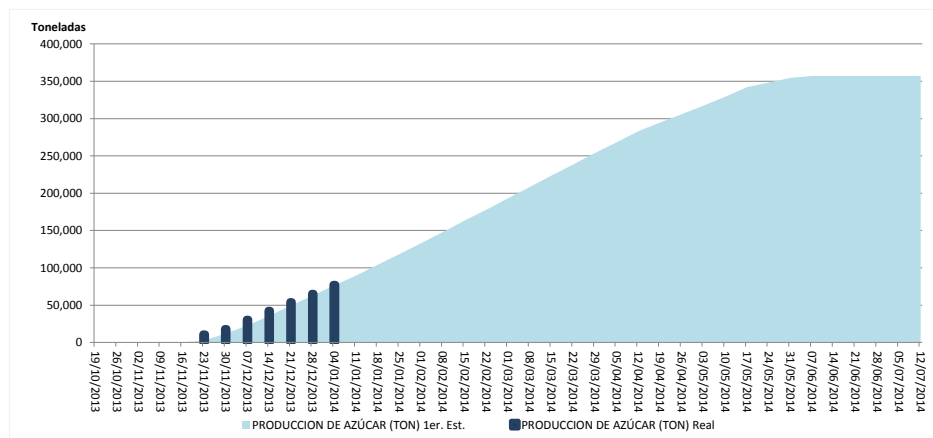
Oaxaca: Avance Real vs. 1er Estimado de Caña Industrializada 2013/14 - ACUMULADO



Oaxaca: Avance Real vs. 1er Estimado de Producción de Azúcar 2013/14 - SEMANAL



Oaxaca: Avance Real vs. 1er Estimado de Producción de Azúcar 2013/14 - ACUMULADO



REPORTE DE AVANCE DE PRODUCCIÓN DE CAÑA Y AZÚCAR

Ciclo azucarero 2013/14

Reporte No. 8

SEMANA NO. 14

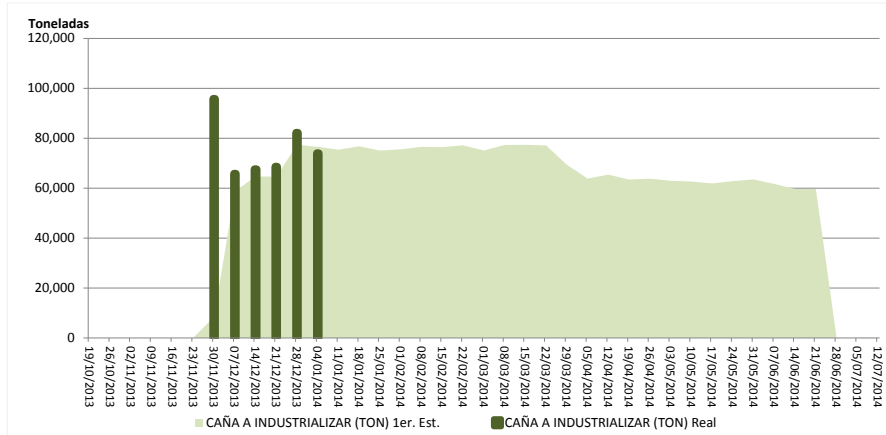
Del 29/Dic/13 al 4/Ene/14

- Días acumulados de zafra: 65

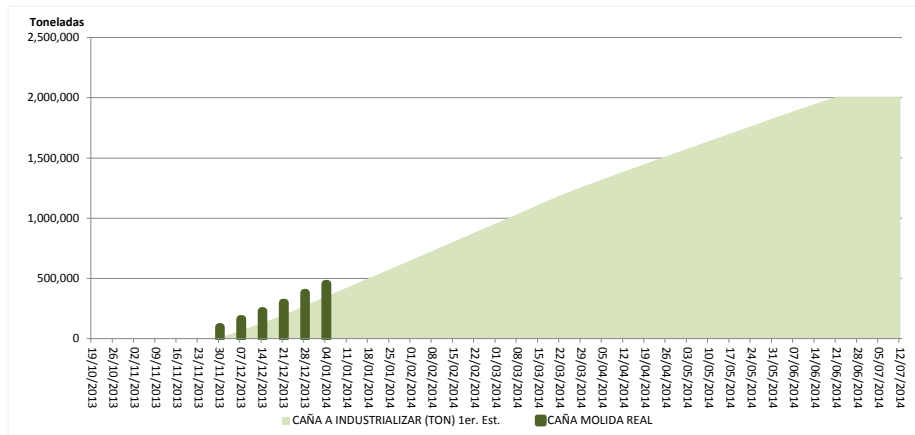


ANEXO COMPARATIVO AVANCE REAL VS. 1ER ESTIMADO POR ESTADO

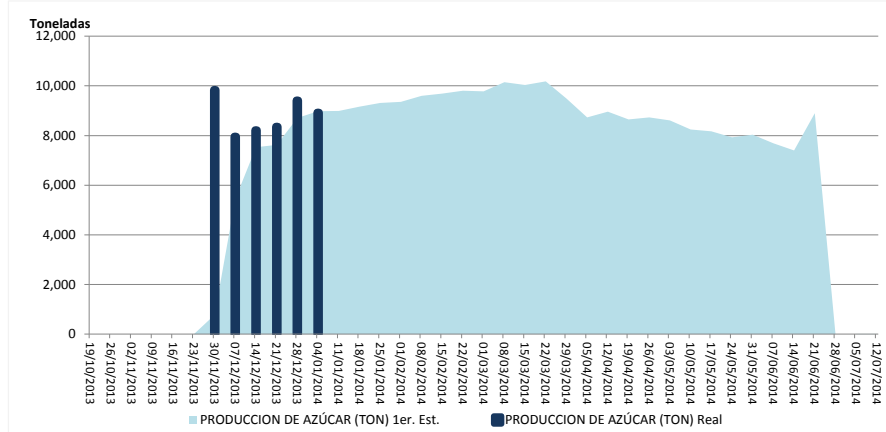
Puebla: Avance Real vs. 1er Estimado de Caña Industrializada 2013/14 - SEMANAL



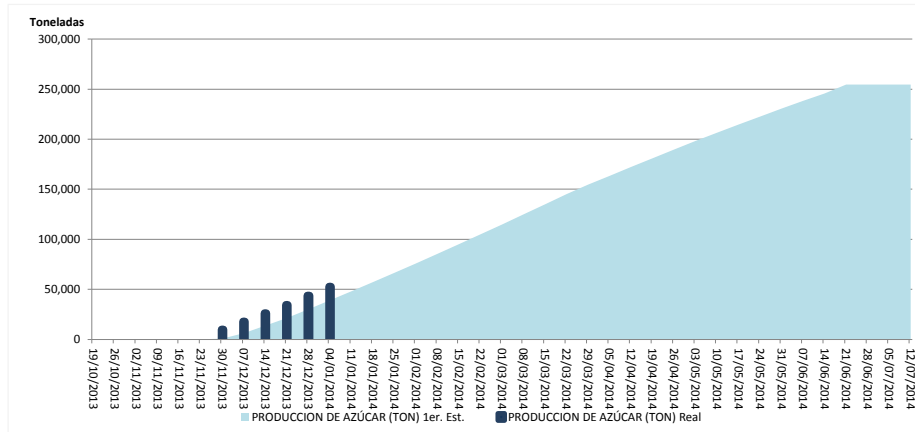
Puebla: Avance Real vs. 1er Estimado de Caña Industrializada 2013/14 - ACUMULADO



Puebla: Avance Real vs. 1er Estimado de Producción de Azúcar 2013/14 - SEMANAL



Puebla: Avance Real vs. 1er Estimado de Producción de Azúcar 2013/14 - ACUMULADO



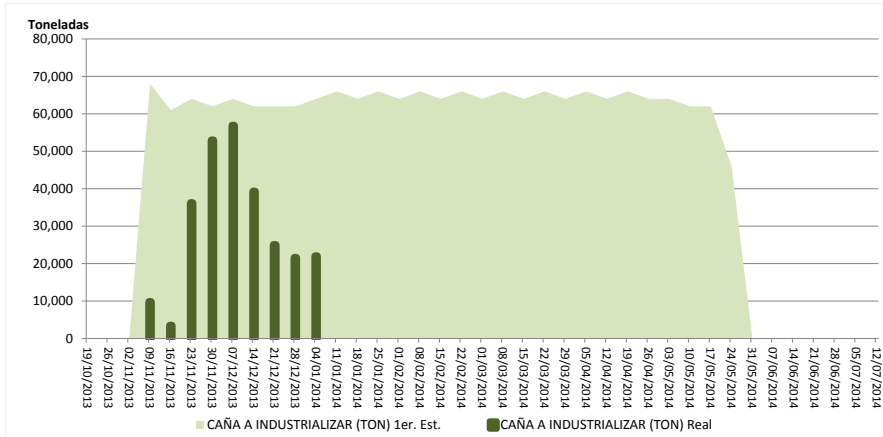
REPORTE DE AVANCE DE PRODUCCIÓN DE CAÑA Y AZÚCAR

Ciclo azucarero 2013/14 Reporte No. 8 SEMANA NO. 14
Del 29/Dic/13 al 4/Ene/14 - Días acumulados de zafra: 65

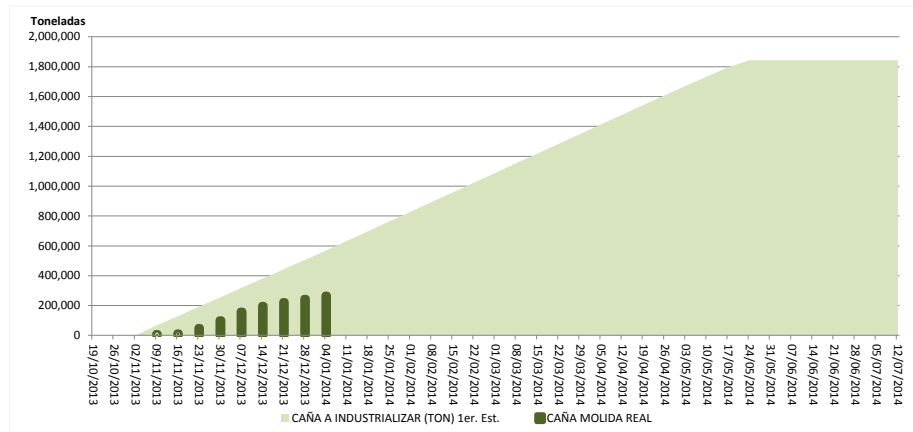


ANEXO COMPARATIVO AVANCE REAL VS. 1ER ESTIMADO POR ESTADO

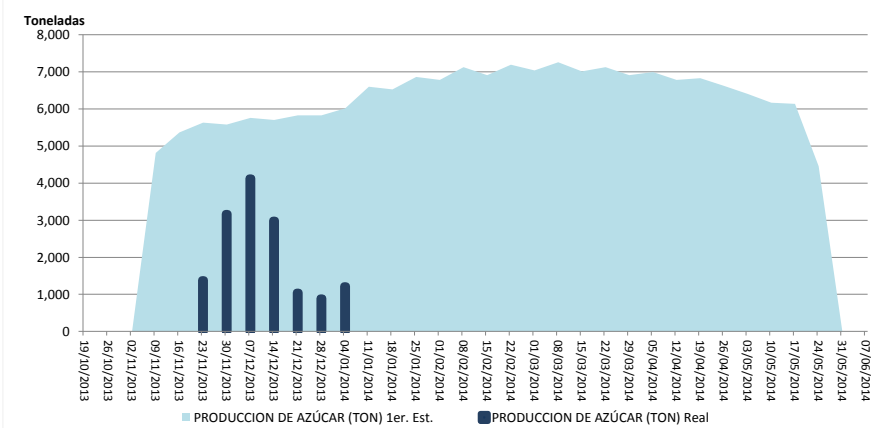
Quintana Roo: Avance Real vs. 1er Estimado de Caña Industrializada 2013/14 - SEMANAL



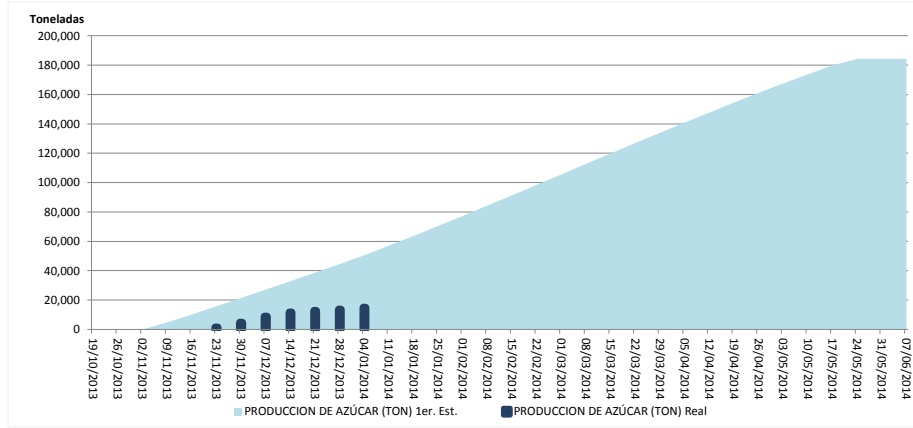
Quintana Roo: Avance Real vs. 1er Estimado de Caña Industrializada 2013/14 - ACUMULADO



Quintana Roo: Avance Real vs. 1er Estimado de Producción de Azúcar 2013/14 - SEMANAL



Quintana Roo: Avance Real vs. 1er Estimado de Producción de Azúcar 2013/14 - ACUMULADO



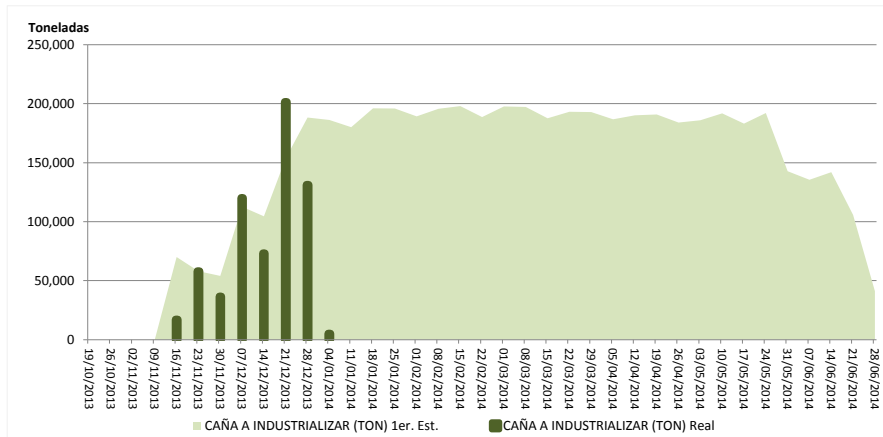
REPORTE DE AVANCE DE PRODUCCIÓN DE CAÑA Y AZÚCAR

Ciclo azucarero 2013/14 Reporte No. 8 SEMANA NO. 14
 Del 29/Dic/13 al 4/Ene/14 - Días acumulados de zafra: 65

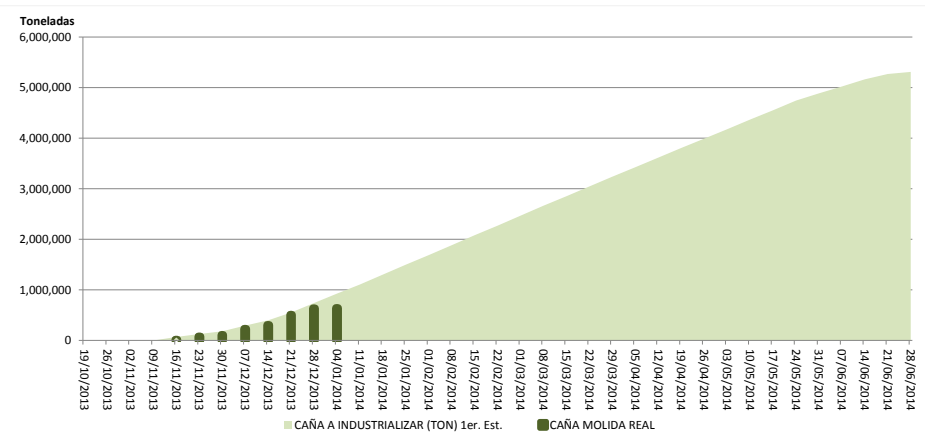


ANEXO COMPARATIVO AVANCE REAL VS. 1ER ESTIMADO POR ESTADO

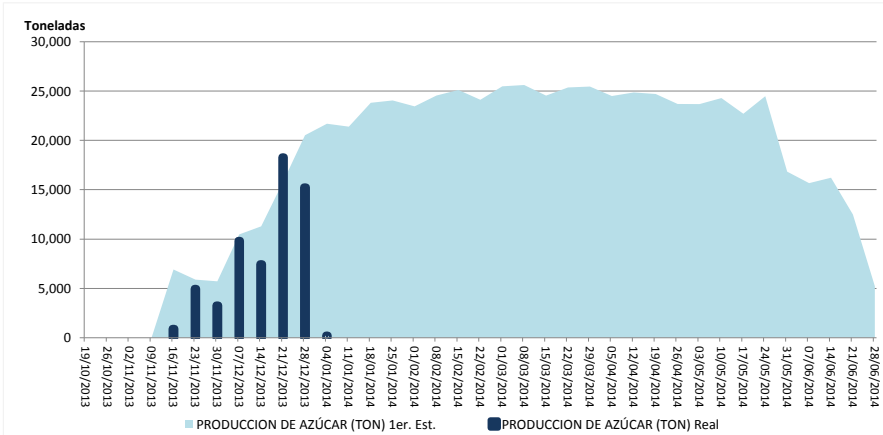
San Luis Potosí: Avance Real vs. 1er Estimado de Caña Industrializada 2013/14 - SEMANAL



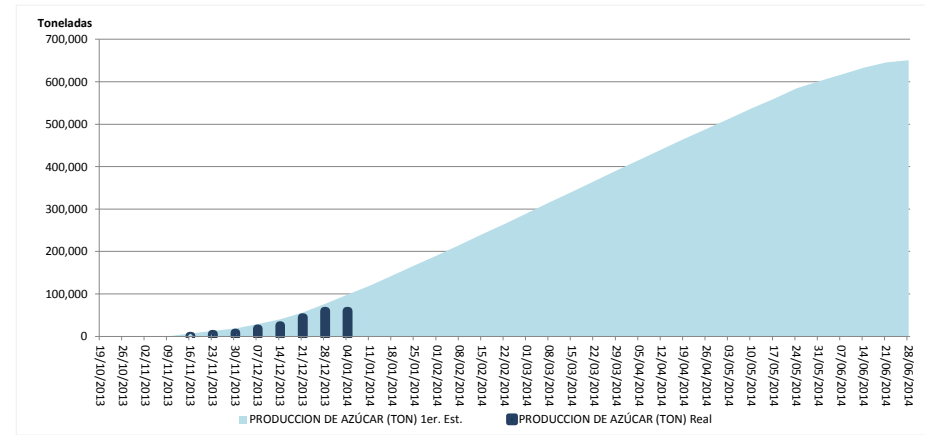
San Luis Potosí: Avance Real vs. 1er Estimado de Caña Industrializada 2013/14 - ACUMULADO



San Luis Potosí: Avance Real vs. 1er Estimado de Producción de Azúcar 2013/14 - SEMANAL

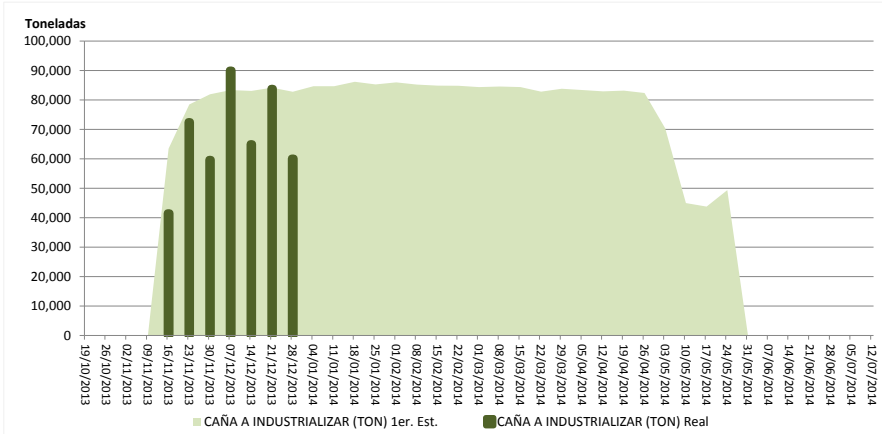


San Luis Potosí: Avance Real vs. 1er Estimado de Producción de Azúcar 2013/14 - ACUMULADO

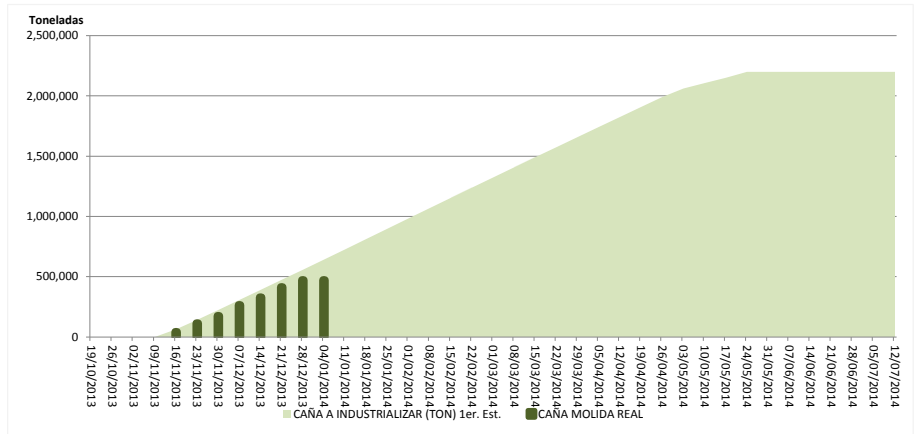


ANEXO COMPARATIVO AVANCE REAL VS. 1ER ESTIMADO POR ESTADO

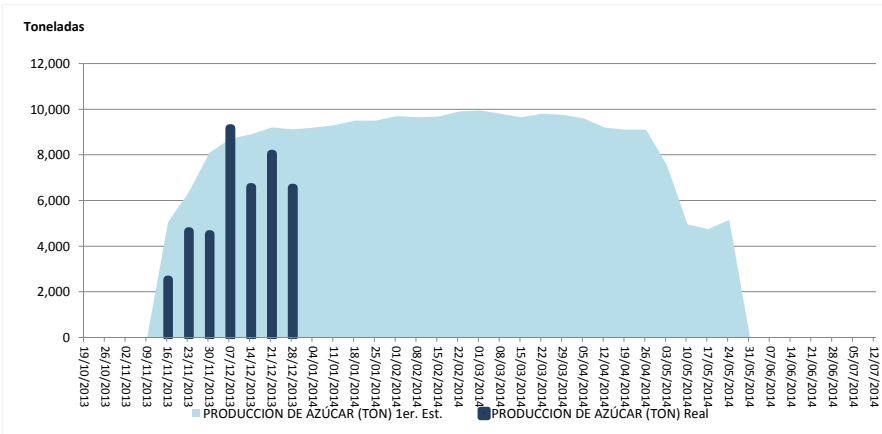
Tamaulipas: Avance Real vs. 1er Estimado de Caña Industrializada 2013/14 - SEMANAL



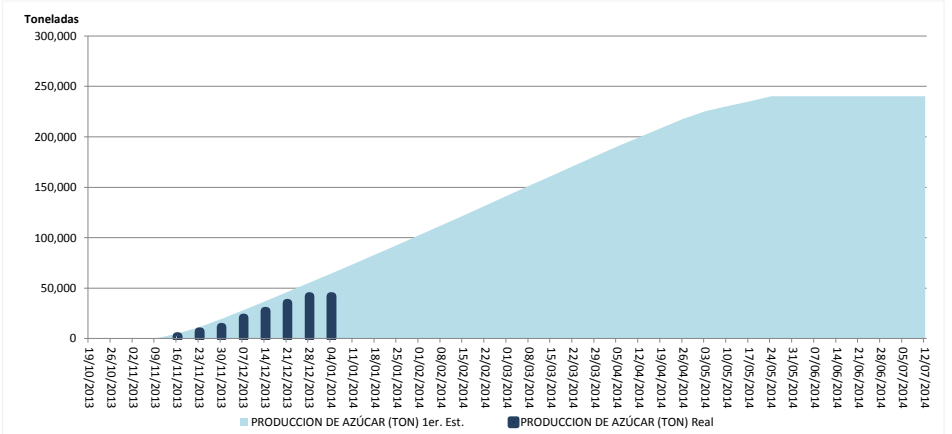
Tamaulipas: Avance Real vs. 1er Estimado de Caña Industrializada 2013/14 - ACUMULADO



Tamaulipas: Avance Real vs. 1er Estimado de Producción de Azúcar 2013/14 - SEMANAL

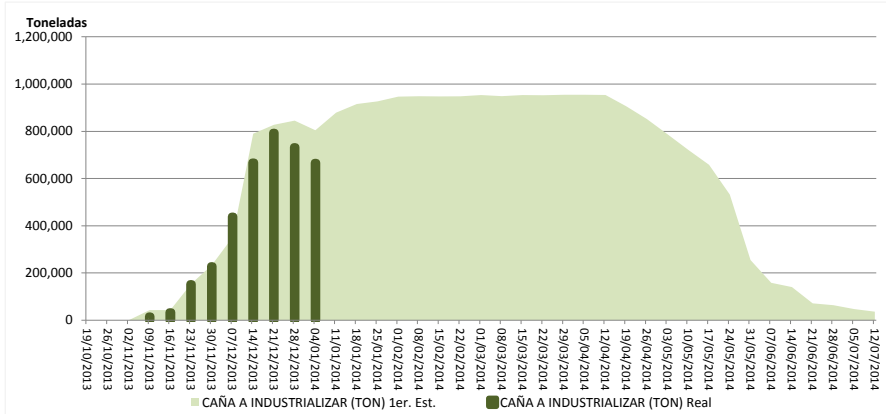


Tamaulipas: Avance Real vs. 1er Estimado de Producción de Azúcar 2013/14 - ACUMULADO

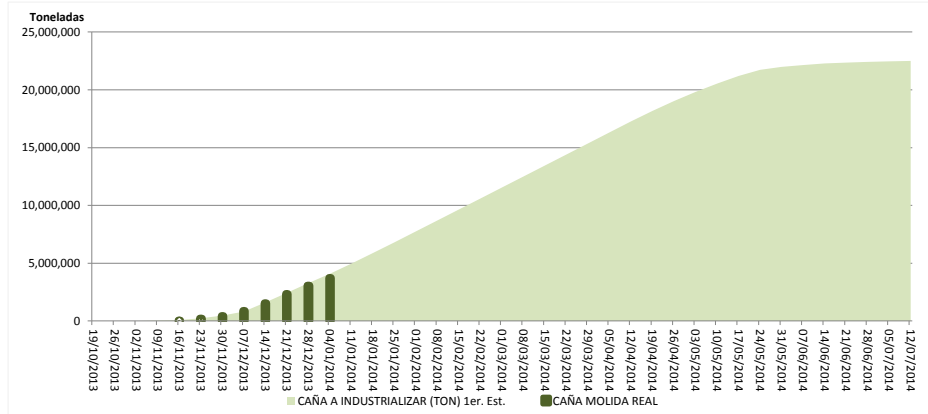


ANEXO COMPARATIVO AVANCE REAL VS. 1ER ESTIMADO POR ESTADO

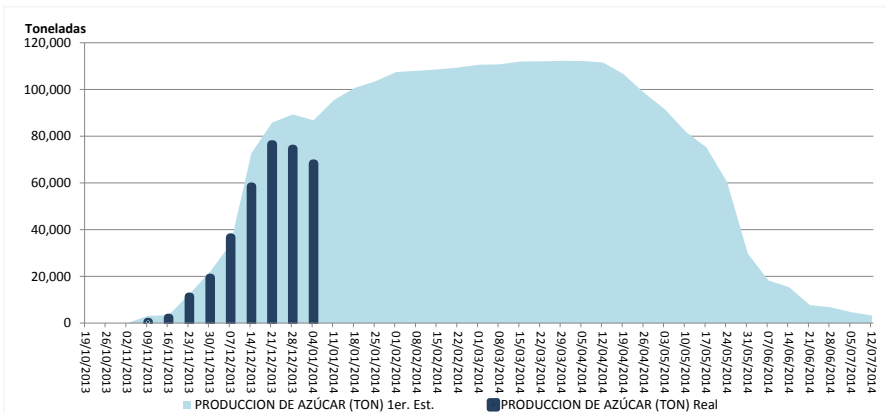
Veracruz: Avance Real vs. 1er Estimado de Caña Industrializada 2013/14 - SEMANAL



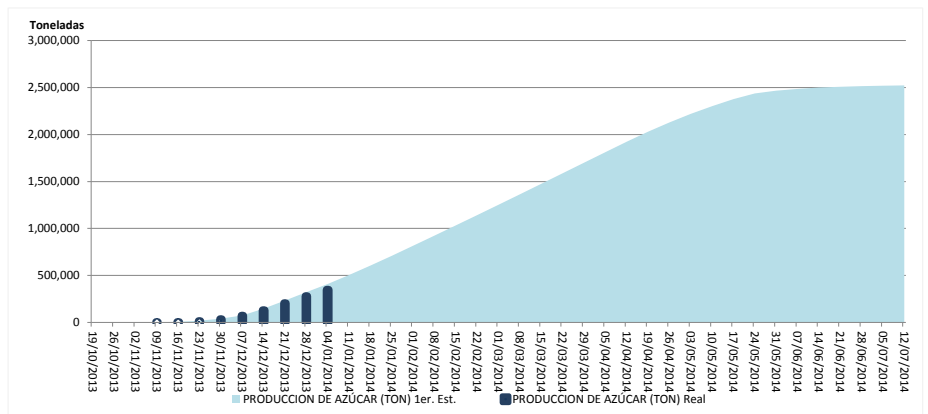
Veracruz: Avance Real vs. 1er Estimado de Caña Industrializada 2013/14 - ACUMULADO



Veracruz: Avance Real vs. 1er Estimado de Producción de Azúcar 2013/14 - SEMANAL



Veracruz: Avance Real vs. 1er Estimado de Producción de Azúcar 2013/14 - ACUMULADO



REPORTE DE AVANCE DE PRODUCCIÓN DE CAÑA Y AZÚCAR

Ciclo azucarero 2013/14

Reporte No. 8

SEMANA NO. 14

Del 29/Dic/13 al 4/Ene/14

-

Días acumulados de zafra: 65



Página 38

CONTENIDO

La información contenida en el Reporte de Avance de Producción de Caña y Azúcar se obtiene de los Informes oficiales de las Corridas de Fábrica de los ingenios azucareros del país.

El reporte semanal de Producción está en constante evolución en cuanto a su formato de presentación y contenido, por lo cual, para la actual zafra 2013/14 hemos agrupado la información en distintos rubros, con el objetivo de que sea de fácil consulta. Por ello y a manera de introducción al lector del mismo, exhibimos el contenido del presente reporte, agrupado de la manera siguiente:

1.- Avance nacional. (Pág. 1)

Se presenta una tabla con los inicios de zafra de los ingenios, seguida de un breve resumen de las condiciones de la semana y acumulada reportada respecto del avance de la zafra, incluyendo una tabla del grado de avance nacional real acumulado respecto del total del primer estimado del sector azucarero de la zafra 2013/14

En adición, se presentan las cifras nacionales de las 10 variables que conforman el presente Reporte, a la semana reportada y el acumulado a dicha fecha. Para contextualizar el desarrollo de la presente zafra, se reportan las mismas variables para el promedio de las últimas 5 zafras, y las correspondientes al estimado de producción de esta zafra.

2.- Información de campo. (Pág. 3)

Muestra el comparativo de las cifras de hectáreas cosechadas, toneladas de caña molida y rendimiento de campo, a la semana y acumulado, respecto del promedio de las últimas 5 zafras, por ingenio, estado y consorcio.

3.- Información de fábrica. (Pág. 7)

Se presenta el comparativo de las cifras de toneladas de caña molida, azúcar física real y rendimiento de fábrica, a la semana y acumulado, respecto del promedio de las últimas 5 zafras.

4.- Información de azúcar por clase. (Pág. 11)

Exhibe el comparativo de las cifras de producción de azúcar física real y el desglose de los tipos de azúcar: refinada, blanco especial, estándar y mascabado, a la semana y acumulado, respecto del promedio de las últimas 5 zafras, por ingenio, estado y consorcio.

5.- Comparativo y grado de avance de la zafra respecto del 1er estimado de producción. (Pág. 18)

En este apartado se muestra un comparativo semanal y acumulado respecto de la caña molida, azúcar producida y rendimiento de fábrica reales respecto de lo previsto en el primer estimado de producción de los ingenios, así como el grado de avance de la superficie cosechada, caña molida y azúcar producida reales respecto de los totales del 1er Estimado de producción de la zafra 2013/14, por ingenio, estado y consorcio.

ANEXO DE GRÁFICOS. (Pág. 24)

En este apartado se muestra el grado de avance real de la caña molida y la producción de azúcar respecto de las cifras semanales y acumuladas proyectadas en el primer estimado de producción. Esta información se presenta a nivel nacional y por estado.

Es importante destacar que los cambios que ha tenido esta emisión del Reporte de Avance de Producción de Caña y Azúcar se han realizado con base en las diversas solicitudes, comentarios y opiniones recibidas de nuestros usuarios de la información, como parte de los esfuerzos del CONADESUCA en atender las diversos requerimientos que tienen nuestros clientes, y no como una forma arbitraria de presentar los datos; por lo que este reporte puede seguir sujeto a mejoras en ediciones posteriores.