



INFORME MENSUAL SOBRE LAS ESPECIFICACIONES DEL GAS NATURAL (Valores promedio diarios)											
PERMISIONARIO:	TRACTEBEL GNP, S.A. de C.V.										 Energía de México
PUNTO DE MEDICIÓN:	Nuevo Madero										
ZONA DE MEDICIÓN:	RESTO DEL PAÍS										

FECHA: (dd/mm/aa)	Metano (% vol)	Bióxido de Carbono (% vol)	Nitrógeno (% vol)	Total Inertes (% vol)	Etano (% vol)	Temperatura de Rocio (K)	Humedad (mg/m ³)	Poder Calorífico (MJ/m ³)	Índice Wobbe (MJ/m ³)	Acido Sulfhídrico (mg/m ³)	Azufre total* (mg/m ³)	Oxígeno* (% vol)
	84.0 MÍN.	3.0 MÁX.	4.0 MÁX.	4.0 MÁX.	11.0 MÁX.	271.15 MÁX	110.0 MÁX.	37.3 MÍN.	48.2 MÍN.	6.0 MÁX.	150.0 MÁX.	0.2 MÁX.
01/06/2015	87.3347	0.1169	4.7055	4.8225	7.5073	275.9872	18.5700	38.3700	48.8400	1.6066		
02/06/2015	87.4463	0.1165	4.5242	4.6408	7.4916	276.7949	21.8700	38.5100	49.0000	1.6706		
03/06/2015	87.2645	0.1171	4.5825	4.6995	7.6216	277.9317	23.8800	38.5200	48.9800	1.7187		
04/06/2015	87.2954	0.1205	4.4070	4.5279	7.6640	287.0524	22.0700	38.6900	49.1500	1.4673		
05/06/2015	87.4629	0.1252	4.3050	4.4299	7.6575	285.7854	7.8500	38.7100	49.1800	0.8285		
06/06/2015	87.4077	0.1247	4.3312	4.4560	7.6544	285.9222	15.6000	38.6900	49.1800	1.5606		
07/06/2015	87.4077	0.1247	4.3312	4.4560	7.6544	285.9222	15.3900	38.6900	49.1800	1.5292		
08/06/2015	87.4077	0.1247	4.3312	4.4560	7.6544	285.9222	14.9200	38.6900	49.1800	1.5028		
09/06/2015	87.4077	0.1247	4.3312	4.4560	7.6544	285.9222	14.4000	38.6900	49.1800	1.5029		
10/06/2015	87.4077	0.1247	4.3312	4.4560	7.6544	285.9222	13.6200	38.6900	49.1800	1.5765		
11/06/2015	87.4077	0.1247	4.3312	4.4560	7.6544	285.9222	14.0000	38.6900	49.1800	1.4016		
12/06/2015	87.4077	0.1247	4.3312	4.4560	7.6544	285.9222	9.4700	38.6900	49.1800	1.1649		
13/06/2015	87.4077	0.1247	4.3312	4.4560	7.6544	285.9222	12.5900	38.6900	49.1800	1.5974		
14/06/2015	87.4077	0.1247	4.3312	4.4560	7.6544	285.9222	12.9800	38.6900	49.1800	1.6549		
15/06/2015	87.4077	0.1247	4.3312	4.4560	7.6544	285.9222	12.6300	38.6900	49.1800	1.2985		
16/06/2015	86.8330	0.1171	4.7984	4.9157	7.8948	277.8900	11.7100	38.4300	48.8400	1.4543		
17/06/2015	87.1245	0.1169	4.6406	4.7579	7.7582	278.4349	11.5500	38.4400	48.9100	1.4307		
18/06/2015	87.1599	0.1205	4.7127	4.8331	7.6284	280.7628	12.6800	38.4100	48.8600	1.3476		
19/06/2015	86.5031	0.1191	4.7862	4.9053	8.1743	284.0326	12.9200	38.5800	48.9300	1.3561		
20/06/2015	86.8211	0.1157	4.6064	4.7213	8.0398	283.7572	12.4100	38.6000	49.0200	1.3789		
21/06/2015	87.3677	0.1050	4.2417	4.3466	7.7850	279.9875	11.2900	38.6900	49.2400	1.2578		
22/06/2015	86.8764	0.1142	4.7677	4.8819	7.7528	284.8397	11.2800	38.5100	48.9000	1.3982		
23/06/2015	87.2019	0.1236	4.6340	4.7576	7.6000	287.5129	12.4400	38.4900	48.9500	1.4552		
24/06/2015	87.8440	0.1264	4.5051	4.6311	7.1443	286.7710	11.6400	38.3900	48.9200	1.4430		
25/06/2015	87.5850	0.1264	4.5064	4.6331	7.4224	285.4402	11.0400	38.4400	48.9600	1.4719		
26/06/2015	87.6742	0.1242	4.4957	4.6196	7.3293	285.6264	10.5200	38.4200	48.9600	1.5126		
27/06/2015	87.5934	0.1198	4.4685	4.5881	7.4378	286.4164	10.2300	38.4800	49.0000	1.4060		
28/06/2015	87.8009	0.1202	4.3651	4.4856	7.3123	287.4121	10.5100	38.5000	49.0600	1.2879		
29/06/2015	87.7515	0.1249	4.4584	4.5833	7.2412	287.8947	9.6400	38.4600	48.9900	1.3094		
30/06/2015	87.7270	0.1246	4.5676	4.6922	7.2229	285.2403	9.8000	38.3600	48.8800	1.3785		

*/ Los valores trimestrales se deberán reportar en los meses de enero, abril, julio y octubre de cada año, respecto del trimestre inmediato anterior.

Mínimo	86.5031	0.1050	4.2417	4.3466	7.1443	275.9872	7.8500	38.3600	48.8400	0.8285		
Promedio	87.3581	0.1214	4.4797	4.6011	7.6077	284.1597	13.3167	38.5633	49.0457	1.4323		
Máximo	87.8440	0.1264	4.7984	4.9157	8.1743	287.8947	23.8800	38.7100	49.2400	1.7187		
Desv. Est.	0.30126	0.00482	0.16589	0.16425	0.22300	3.50470	3.82275	0.12474	0.13114	0.17169		

Observaciones: DATOS OBTENIDOS DE LOS ANALIZADORES PROPIEDAD DE GDF SUEZ


INFORME MENSUAL SOBRE LAS ESPECIFICACIONES DEL GAS NATURAL (Registros Máximos diarios)											
PERMISIONARIO:	TRACTEBEL GNP, S.A. de C.V.										
PUNTO DE MEDICIÓN:	Nuevo Madero										
ZONA DE MEDICIÓN:	RESTO DEL PAÍS										

FECHA: (dd/mm/aa)	Metano (% vol)	Bióxido de Carbono (% vol)	Nitrógeno (% vol)	Total Inertes (% vol)	Etano (% vol)	Temperatura de Rocio (K)	Humedad (mg/m ³)	Poder Calorífico (MJ/m ³)	Índice Wobbe (MJ/m ³)	Acido Sulfhídrico (mg/m ³)	Azufre total* (mg/m ³)	Oxígeno* (% vol)
	84.0 MÍN.	3.0 MÁX.	4.0 MÁX.	4.0 MÁX.	11.0 MÁX.	271.15 MÁX	110.0 MÁX.	43.6 MÁX.	53.2 MÁX.	6.0 MÁX.	150.0 MÁX.	0.2 MÁX.
01/06/2015	87.7143	0.1244	5.2964	5.4139	7.7827	285.8589	35.9000	38.6300	49.1300	2.1462		
02/06/2015	87.9422	0.1257	4.8354	4.9460	7.7569	280.4524	48.2600	38.6800	49.1500	2.0021		
03/06/2015	87.5858	0.1281	4.7410	4.8602	7.8944	286.2959	27.2600	38.6800	49.1100	1.9840		
04/06/2015	87.5366	0.1267	4.6391	4.7583	7.7818	288.4749	28.4600	38.9200	49.3300	1.7588		
05/06/2015	87.4918	0.1268	4.4578	4.5824	7.7087	286.4660	91.3700	38.7800	49.3100	1.9030		
06/06/2015	87.4077	0.1247	4.3312	4.4560	7.6544	285.9222	38.6100	38.6900	49.1800	1.8759		
07/06/2015	87.4077	0.1247	4.3312	4.4560	7.6544	285.9222	39.1100	38.6900	49.1800	1.6777		
08/06/2015	87.4077	0.1247	4.3312	4.4560	7.6544	285.9222	40.7200	38.6900	49.1800	1.7227		
09/06/2015	87.4077	0.1247	4.3312	4.4560	7.6544	285.9222	40.1200	38.6900	49.1800	1.7227		
10/06/2015	87.4077	0.1247	4.3312	4.4560	7.6544	285.9222	37.3100	38.6900	49.1800	1.7858		
11/06/2015	87.4077	0.1247	4.3312	4.4560	7.6544	285.9222	40.2200	38.6900	49.1800	1.5786		
12/06/2015	87.4077	0.1247	4.3312	4.4560	7.6544	285.9222	93.7900	38.6900	49.1800	1.7498		
13/06/2015	87.4077	0.1247	4.3312	4.4560	7.6544	285.9222	36.2000	38.6900	49.1800	1.7948		
14/06/2015	87.4077	0.1247	4.3312	4.4560	7.6544	285.9222	38.9100	38.6900	49.1800	1.8759		
15/06/2015	87.4077	0.1247	4.3312	4.4560	7.6544	285.9222	23.0300	38.6900	49.1800	1.6507		
16/06/2015	87.4077	0.1286	5.0501	5.1664	8.3506	285.9222	29.6700	38.6900	49.1800	1.8129		
17/06/2015	87.7109	0.1275	4.8843	5.0032	7.9984	283.9062	18.1100	38.5600	49.1300	1.6507		
18/06/2015	87.6077	0.1316	5.1828	5.2998	7.9687	299.0936	38.3100	38.5900	49.1000	1.5876		
19/06/2015	87.0330	0.1278	5.3632	5.4835	8.6394	299.2271	32.9800	38.8200	49.1700	1.5876		
20/06/2015	87.3580	0.1203	4.8653	4.9831	8.8725	299.4472	18.0100	38.8500	49.1800	1.5515		
21/06/2015	87.7507	0.1194	4.6492	4.7684	8.0071	298.7333	33.0800	38.8400	49.4700	1.5335		
22/06/2015	87.3322	0.1224	5.1838	5.3036	8.3287	300.1430	12.0800	38.8300	49.2800	1.6326		
23/06/2015	89.3526	0.1521	5.3739	5.4861	8.1562	301.1929	39.7200	38.7100	49.1500	2.1012		
24/06/2015	88.3894	0.1356	4.7722	4.8927	7.6593	301.5379	12.7800	38.5900	49.1100	1.6417		
25/06/2015	88.1292	0.1365	5.2678	5.3946	7.9772	299.8782	12.1800	38.6400	49.0900	1.6236		
26/06/2015	87.9949	0.1338	4.6851	4.8120	7.8511	300.9410	11.6800	38.6100	49.1000	1.6957		
27/06/2015	88.0216	0.1256	5.4181	5.5361	7.7279	300.4923	11.2800	38.6000	49.2000	1.5786		
28/06/2015	88.0438	0.1285	4.9031	5.0181	7.4597	301.1375	11.6800	38.6300	49.1900	1.4434		
29/06/2015	88.1041	0.1287	5.4074	5.5300	7.4828	300.7482	95.7000	38.6300	49.1900	1.5335		
30/06/2015	88.1787	0.1451	5.2149	5.3372	7.4843	300.4709	11.0700	38.5800	49.1800	1.5155		

*/ Los valores trimestrales se deberán reportar en los meses de enero, abril, julio y octubre de cada año, respecto del trimestre inmediato anterior.

Mínimo	87.0330	0.1194	4.3312	4.4560	7.4597	280.4524	11.0700	38.5600	49.0900	1.4434		
Promedio	87.6921	0.1281	4.7834	4.9045	7.8477	291.9881	34.9200	38.6920	49.1850	1.7239		
Máximo	89.3526	0.1521	5.4181	5.5361	8.8725	301.5379	95.7000	38.9200	49.4700	2.1462		
Desv. Est.	0.45028	0.00683	0.40630	0.40391	0.33288	7.44991	22.95797	0.08767	0.07678	0.17668		

Observaciones: DATOS OBTENIDOS DE LOS ANALIZADORES PROPIEDAD DE GDF SUEZ

INFORME MENSUAL SOBRE LAS ESPECIFICACIONES DEL GAS NATURAL (Registros Mínimos diarios)											
PERMISIONARIO:	TRACTEBEL GNP, S.A. de C.V.										
PUNTO DE MEDICIÓN:	Nuevo Madero										
ZONA DE MEDICIÓN:	RESTO DEL PAÍS										

FECHA: (dd/mm/aa)	Metano (% vol)	Bióxido de Carbono (% vol)	Nitrógeno (% vol)	Total Inertes (% vol)	Etano (% vol)	Temperatura de Rocio (K)	Humedad (mg/m ³)	Poder Calorífico (MJ/m ³)	Índice Wobbe (MJ/m ³)	Acido Sulfhídrico (mg/m ³)	Azufre total* (mg/m ³)	Oxígeno* (% vol)
	84.0 MÍN.	3.0 MÁX.	4.0 MÁX.	4.0 MÁX.	11.0 MÁX.	271.15 MÁX	110.0 MÁX.	37.3 MÍN.	48.2 MÍN.	6.0 MÁX.	150.0 MÁX.	0.2 MÁX.
01/06/2015	86.8025	0.1076	4.3665	4.4844	7.2512	271.5694	4.1400	38.0600	48.4100	1.2812		
02/06/2015	86.9936	0.1080	4.2960	4.4121	7.0064	275.4941	0.5200	38.3700	48.8300	1.3804		
03/06/2015	86.9283	0.1067	4.4057	4.5221	7.2345	275.8396	21.0200	38.4400	48.8900	1.4795		
04/06/2015	87.0221	0.1164	4.1755	4.2951	7.5302	286.1195	18.8100	38.5800	49.0100	1.2272		
05/06/2015	87.3002	0.1162	4.1775	4.2951	7.6145	285.5371	18.8100	38.6300	49.1000	1.2272		
06/06/2015	87.4077	0.1247	4.3312	4.4560	7.6544	285.9222	3.2400	38.6900	49.1800	1.2812		
07/06/2015	87.4077	0.1247	4.3312	4.4560	7.6544	285.9222	4.3400	38.6900	49.1800	1.2902		
08/06/2015	87.4077	0.1247	4.3312	4.4560	7.6544	285.9222	3.0300	38.6900	49.1800	1.2632		
09/06/2015	87.4077	0.1247	4.3312	4.4560	7.6544	285.9222	3.6400	38.6900	49.1800	1.1461		
10/06/2015	87.4077	0.1247	4.3312	4.4560	7.6544	285.9222	0.8200	38.6900	49.1800	1.3713		
11/06/2015	87.4077	0.1247	4.3312	4.4560	7.6544	285.9222	2.8300	38.6900	49.1800	1.1731		
12/06/2015	87.4077	0.1247	4.3312	4.4560	7.6544	285.9222	2.8300	38.6900	49.1800	1.1731		
13/06/2015	87.4077	0.1247	4.3312	4.4560	7.6544	285.9222	5.1500	38.6900	49.1800	1.3984		
14/06/2015	87.4077	0.1247	4.3312	4.4560	7.6544	285.9222	10.4700	38.6900	49.1800	1.3533		
15/06/2015	87.4077	0.1247	4.3312	4.4560	7.6544	285.9222	7.9600	38.6900	49.1800	1.0740		
16/06/2015	86.1958	0.1065	4.3312	4.4560	7.5629	274.2052	2.9300	38.2500	48.6700	1.0560		
17/06/2015	86.7157	0.1114	4.2912	4.4078	7.4276	274.7992	1.1300	38.3500	48.7600	1.1911		
18/06/2015	86.5549	0.1123	4.3913	4.5130	7.3003	274.2524	1.3300	38.2100	48.5600	1.0830		
19/06/2015	85.8868	0.1116	4.4367	4.5637	7.6124	280.3200	1.3300	38.2000	48.4700	1.1100		
20/06/2015	85.9852	0.1103	4.3996	4.5165	7.5714	281.3367	0.5200	38.4300	48.8800	1.2092		
21/06/2015	86.9101	0.0953	3.8990	4.0020	7.5852	277.6078	0.9200	38.5100	48.9500	1.0740		
22/06/2015	86.4496	0.1020	4.3100	4.4124	7.5244	279.6369	10.3700	38.3700	48.6800	1.1461		
23/06/2015	86.2045	0.1120	4.3180	4.4428	5.6482	284.7673	0.5200	37.9100	48.5900	1.0920		
24/06/2015	87.2759	0.1183	4.2455	4.3727	6.5339	283.6748	10.6700	38.1400	48.6800	1.2182		
25/06/2015	86.2241	0.1206	4.3589	4.4833	6.8955	282.0367	9.4700	38.2200	48.7000	1.2632		
26/06/2015	87.1969	0.1135	4.3769	4.4949	6.9518	282.4349	8.7600	38.2200	48.7600	1.3804		
27/06/2015	86.3064	0.1132	4.1673	4.2855	7.1569	282.1123	8.7600	38.3300	48.6100	1.1911		
28/06/2015	87.1709	0.1141	4.1453	4.2687	7.1569	283.2279	8.9600	38.3500	48.7500	1.1010		
29/06/2015	86.6694	0.1211	4.2284	4.3521	7.0658	283.3567	8.9600	38.3400	48.5900	1.1010		
30/06/2015	86.8381	0.1204	4.1665	4.2931	6.9994	281.9060	8.8600	38.1600	48.5200	1.2092		

*/ Los valores trimestrales se deberán reportar en los meses de enero, abril, julio y octubre de cada año, respecto del trimestre inmediato anterior.

Mínimo	85.8868	0.0953	3.8990	4.0020	5.6482	271.5694	0.5200	37.9100	48.4100	1.0560		
Promedio	86.9236	0.1162	4.2933	4.4144	7.3391	281.9819	6.3700	38.4323	48.8737	1.2182		
Máximo	87.4077	0.1247	4.4367	4.5637	7.6544	286.1195	21.0200	38.6900	49.1800	1.4795		
Desv. Est.	0.49561	0.00806	0.10677	0.10935	0.44060	4.49973	5.68096	0.23261	0.26496	0.11292		

Observaciones: DATOS OBTENIDOS DE LOS ANALIZADORES PROPIEDAD DE GDF SUEZ