



INFORME MENSUAL SOBRE LAS ESPECIFICACIONES DEL GAS NATURAL (Valores promedio diarios)											
PERMISIONARIO:	TRACTEBEL GNP, S.A. de C.V.										
PUNTO DE MEDICIÓN:	Nuevo Madero										
ZONA DE MEDICIÓN:	RESTO DEL PAÍS										

FECHA: (dd/mm/aa)	Metano (% vol)	Bióxido de Carbono (% vol)	Nitrógeno (% vol)	Total Inertes (% vol)	Etano (% vol)	Temperatura de Rocio (K)	Humedad (mg/m ³)	Poder Calorífico (MJ/m ³)	Índice Wobbe (MJ/m ³)	Acido Sulfhídrico (mg/m ³)	Azufre total* (mg/m ³)	Oxígeno* (% vol)
	84.0 MÍN.	3.0 MÁX.	4.0 MÁX.	4.0 MÁX.	11.0 MÁX.	271.15 MÁX	110.0 MÁX.	37.3 MÍN.	48.2 MÍN.	6.0 MÁX.	150.0 MÁX.	0.2 MÁX.
01/01/2016	88.3125	0.0923	4.5274	4.6198	6.5975	276.1364	17.7300	38.2200	48.8500	1.2882	< 10.8	0.00
02/01/2016	88.8401	0.0930	4.3002	4.3935	6.2615	274.9865	17.8400	38.2400	48.9500	0.7967		
03/01/2016	89.3534	0.1003	4.2260	4.3262	5.7836	279.1005	18.6700	38.1800	48.9400	0.7720		
04/01/2016	89.3316	0.1054	4.5247	4.6302	5.6443	281.7003	18.7400	37.9400	48.6700	0.8538		
05/01/2016	89.8475	0.1003	4.1953	4.2957	5.4835	283.1411	19.0200	38.0100	48.8500	0.9067		
06/01/2016	89.5608	0.1093	4.2911	4.4002	5.6833	284.5004	18.9400	38.0300	48.8200	1.1457		
07/01/2016	89.7831	0.1041	4.1983	4.3023	5.5764	283.1380	18.6700	38.0000	48.8400	1.0781		
08/01/2016	89.7320	0.1049	4.1327	4.2367	5.6597	283.3226	18.3400	38.0900	48.9300	1.0955		
09/01/2016	89.6398	0.1093	4.3259	4.4349	5.5626	283.2698	19.0600	37.9900	48.7800	1.0369		
10/01/2016	89.5566	0.1121	4.3879	4.4995	5.5842	284.0585	18.3300	37.9700	48.7400	0.9650		
11/01/2016	89.3167	0.1051	4.3017	4.4067	5.9422	284.1835	18.3500	38.0900	48.8500	0.8648		
12/01/2016	89.8548	0.1016	4.3576	4.4589	5.3288	283.6306	18.4000	37.9000	48.7200	0.6988		
13/01/2016	89.6234	0.1017	4.3849	4.4863	5.5070	283.5779	18.2000	37.9500	48.7400	0.5831		
14/01/2016	89.6377	0.1010	4.1722	4.2731	5.6715	283.1196	18.8300	38.1000	48.9100	0.5759		
15/01/2016	89.4896	0.1085	4.4268	4.5354	5.6341	282.9037	18.7200	37.9400	48.7100	0.9263		
16/01/2016	89.6180	0.1112	4.3605	4.4724	5.5882	282.7769	20.1900	37.9500	48.7400	0.9263		
17/01/2016	89.6223	0.1118	4.3706	4.4819	5.5900	282.5968	23.3800	37.9400	48.7300	0.9263		
18/01/2016	89.8438	0.1085	4.2384	4.3466	5.4583	282.3484	24.7000	37.9700	48.8100	0.9263		
19/01/2016	89.7937	0.1092	4.2580	4.3673	5.4656	282.4945	26.7600	37.9700	48.8000	0.9263		
20/01/2016	89.7113	0.1087	4.2973	4.4062	5.5102	283.0504	30.2800	37.9800	48.7900	0.9263		
21/01/2016	89.6625	0.1069	4.3311	4.4377	5.5314	283.6468	28.4000	37.9700	48.7700	0.9263		
22/01/2016	89.7151	0.1073	4.3652	4.4725	5.4551	282.5297	20.2500	37.9200	48.7300	0.6926		
23/01/2016	89.6802	0.1044	4.4264	4.5310	5.4229	282.3016	23.0600	37.9000	48.6900	0.2012		
24/01/2016	89.9870	0.1045	4.2675	4.3724	5.1498	286.7648	29.0900	38.1200	48.8800	0.2012		
25/01/2016	90.0693	0.1048	4.3178	4.4239	5.1607	281.6114	65.8300	37.8600	48.7200	0.2012		
26/01/2016	90.0701	0.1048	4.3220	4.4268	5.1605	281.5100	87.0300	37.8500	48.7000	2.0869		
27/01/2016	90.0701	0.1048	4.3220	4.4268	5.1605	281.5100	43.0300	37.8500	48.7000	2.0869		
28/01/2016	90.0701	0.1048	4.3220	4.4268	5.1605	281.5100	45.8300	37.8500	48.7000	2.0869		
29/01/2016	90.1226	0.0997	4.1604	4.2603	5.2676	279.8093	21.3600	37.9300	48.8200	2.0869		
30/01/2016	89.9756	0.0995	4.2508	4.3504	5.3307	279.3362	18.1400	37.9100	48.7700	2.0869		
31/01/2016	89.9505	0.1082	4.2765	4.3844	5.3203	280.2793	18.3500	37.9100	48.7500	2.0869		

*/ Los valores trimestrales se deberán reportar en los meses de enero, abril, julio y octubre de cada año, respecto del trimestre inmediato anterior.

Mínimo	88.3125	0.0923	4.1327	4.2367	5.1498	274.9865	17.7300	37.8500	48.6700	0.2012		
Promedio	89.6723	0.1048	4.3109	4.4157	5.5372	282.0918	25.9200	37.9848	48.7871	1.0633		
Máximo	90.1226	0.1121	4.5274	4.6302	6.5975	286.7648	87.0300	38.2400	48.9500	2.0869		
Desv. Est.	0.37355	0.00481	0.09405	0.09455	0.31186	2.33940	15.37866	0.10446	0.07909	0.56917		

Observaciones: DATOS OBTENIDOS DE LOS ANALIZADORES PROPIEDAD DE GDF SUEZ


INFORME MENSUAL SOBRE LAS ESPECIFICACIONES DEL GAS NATURAL (Registros Máximos diarios)											
PERMISIONARIO:	TRACTEBEL GNP, S.A. de C.V.										
PUNTO DE MEDICIÓN:	Nuevo Madero										
ZONA DE MEDICIÓN:	RESTO DEL PAÍS										

FECHA: (dd/mm/aa)	Metano (% vol)	Bióxido de Carbono (% vol)	Nitrógeno (% vol)	Total Inertes (% vol)	Etano (% vol)	Temperatura de Rocio (K)	Humedad (mg/m ³)	Poder Calorífico (MJ/m ³)	Índice Wobbe (MJ/m ³)	Acido Sulfhídrico (mg/m ³)	Azufre total* (mg/m ³)	Oxígeno* (% vol)
	84.0 MÍN.	3.0 MÁX.	4.0 MÁX.	4.0 MÁX.	11.0 MÁX.	271.15 MÁX	110.0 MÁX.	43.6 MÁX.	53.2 MÁX.	6.0 MÁX.	150.0 MÁX.	0.2 MÁX.
01/01/2016	89.3206	0.1006	5.1665	5.2574	7.1563	282.7149	19.1100	38.4200	49.1000	1.5966		
02/01/2016	89.3099	0.1024	4.4810	4.5790	7.2779	295.1675	18.8100	38.4500	49.0900	1.5786		
03/01/2016	89.7130	0.1074	4.4862	4.5822	6.0824	296.3906	19.4200	38.2900	49.0500	0.9208		
04/01/2016	89.7400	0.1185	4.8421	4.9398	5.8727	291.8091	19.6200	38.1700	49.0000	1.1551		
05/01/2016	90.2945	0.1151	4.5734	4.6726	5.8523	297.4116	20.8200	38.1500	49.0400	1.1190		
06/01/2016	90.0688	0.1187	5.1304	5.2312	6.0564	297.6041	20.8200	38.1800	49.0200	1.2993		
07/01/2016	90.1524	0.1094	4.3855	4.4913	5.8680	296.5973	20.1200	38.0900	48.9300	1.2452		
08/01/2016	89.9971	0.1106	4.3092	4.4159	5.8532	296.8483	20.0200	38.3100	49.1600	1.3443		
09/01/2016	89.8830	0.1144	4.4891	4.5956	5.8610	297.2229	20.6200	38.2700	49.1000	1.2182		
10/01/2016	90.2664	0.1216	4.7422	4.8517	6.5980	297.6068	19.5200	38.1300	48.8800	1.4885		
11/01/2016	89.6416	0.1169	4.5147	4.6128	6.2345	297.4762	20.4200	38.1900	48.9600	1.0470		
12/01/2016	90.6434	0.1149	4.5726	4.6751	5.9497	297.0001	89.0600	38.0700	48.8500	0.8577		
13/01/2016	90.1790	0.1140	4.9073	5.0135	5.7518	290.8967	19.1100	38.0700	48.9500	0.7046		
14/01/2016	89.9782	0.1133	4.4233	4.5315	5.9165	288.5677	20.9200	38.2000	49.0300	0.6865		
15/01/2016	89.7998	0.1147	5.8730	5.9794	5.9255	291.5698	20.3200	38.1700	48.9600	4.6692		
16/01/2016	89.7946	0.1181	4.4675	4.5774	5.9493	294.7274	22.7300	38.1000	48.8800	0.0558		
17/01/2016	89.8587	0.1170	4.5177	4.6288	5.7285	294.8192	26.1500	37.9800	48.7800	0.0288		
18/01/2016	90.1856	0.1140	4.3639	4.4724	5.6125	298.2760	25.9500	38.0700	48.9000	0.0288		
19/01/2016	90.1217	0.1156	6.0713	6.1793	5.9985	292.2347	47.9600	38.1700	48.9700	0.0288		
20/01/2016	89.9735	0.1148	4.7873	4.8922	5.7873	296.4053	54.5900	38.0700	48.8800	0.0468		
21/01/2016	90.0404	0.1132	4.5388	4.6439	5.8573	296.2447	53.3900	38.0600	48.8700	0.0468		
22/01/2016	90.1066	0.1161	4.5705	4.6788	5.6582	285.3896	45.7500	37.9900	48.8200	0.9749		
23/01/2016	90.2449	0.1112	4.6076	4.7129	5.7708	283.7777	26.3500	38.0600	48.8600	0.9118		
24/01/2016	90.1938	0.1049	4.4378	4.5406	5.1642	299.5333	52.0800	38.9900	49.4200	0.9118		
25/01/2016	90.1933	0.1049	4.3220	4.4268	5.1652	282.4092	83.5400	37.9000	48.7700	0.2540		
26/01/2016	90.0701	0.1048	4.3220	4.4268	5.1605	281.5100	90.1700	37.8500	48.7000	7.5165		
27/01/2016	90.0701	0.1048	4.3220	4.4268	5.1605	281.5100	86.6500	37.8500	48.7000	7.2822		
28/01/2016	90.0701	0.1048	4.3220	4.4268	5.1605	281.5100	66.1500	37.8500	48.7000	7.2822		
29/01/2016	90.4359	0.1048	4.3220	4.4268	5.4864	282.5560	34.0900	38.0100	48.9600	7.2822		
30/01/2016	90.2114	0.1084	4.5536	4.6612	5.4799	281.7771	19.2200	37.9800	48.8800	7.2822		
31/01/2016	90.2835	0.1184	4.4341	4.5477	5.5145	282.4087	19.4200	37.9800	48.8200	7.2822		

*/ Los valores trimestrales se deberán reportar en los meses de enero, abril, julio y octubre de cada año, respecto del trimestre inmediato anterior.

Mínimo	89.3099	0.1006	4.3092	4.4159	5.1605	281.5100	18.8100	37.8500	48.7000	0.0288		
Promedio	90.0272	0.1119	4.6405	4.7451	5.8358	291.2894	36.2226	38.1313	48.9365	2.1983		
Máximo	90.6434	0.1216	6.0713	6.1793	7.2779	299.5333	90.1700	38.9900	49.4200	7.5165		
Desv. Est.	0.28689	0.00566	0.41960	0.41916	0.49904	6.58339	23.98369	0.21880	0.15123	2.68549		

Observaciones: DATOS OBTENIDOS DE LOS ANALIZADORES PROPIEDAD DE GDF SUEZ

INFORME MENSUAL SOBRE LAS ESPECIFICACIONES DEL GAS NATURAL (Registros Mínimos diarios)											
PERMISIONARIO:	TRACTEBEL GNP, S.A. de C.V.										
PUNTO DE MEDICIÓN:	Nuevo Madero										
ZONA DE MEDICIÓN:	RESTO DEL PAÍS										

FECHA: (dd/mm/aa)	Metano (% vol)	Bióxido de Carbono (% vol)	Nitrógeno (% vol)	Total Inertes (% vol)	Etano (% vol)	Temperatura de Rocio (K)	Humedad (mg/m ³)	Poder Calorífico (MJ/m ³)	Índice Wobbe (MJ/m ³)	Acido Sulfhídrico (mg/m ³)	Azufre total* (mg/m ³)	Oxígeno* (% vol)
	84.0 MÍN.	3.0 MÁX.	4.0 MÁX.	4.0 MÁX.	11.0 MÁX.	271.15 MÁX	110.0 MÁX.	37.3 MÍN.	48.2 MÍN.	6.0 MÁX.	150.0 MÁX.	0.2 MÁX.
01/01/2016	87.6385	0.0875	4.0464	4.1364	6.0136	272.0177	16.1000	37.9700	48.4300	0.8938		
02/01/2016	87.8051	0.0834	4.1040	4.2017	5.8753	271.7946	16.6000	38.1000	48.7900	0.5784		
03/01/2016	88.9410	0.0932	4.0316	4.1361	5.5481	276.9277	17.5100	38.0200	48.7500	0.6055		
04/01/2016	88.8575	0.0974	4.0782	4.1835	5.4214	279.4489	17.8100	37.8100	48.4800	0.6325		
05/01/2016	89.2789	0.0920	3.9466	4.0448	5.1335	281.1304	17.4100	37.8900	48.6500	0.7676		
06/01/2016	88.3639	0.1001	3.9980	4.1124	5.4404	281.9442	16.1000	37.8000	48.3400	0.8668		
07/01/2016	89.3619	0.0988	4.0956	4.1970	5.2775	280.6540	15.6000	37.8800	48.7200	0.8938		
08/01/2016	89.4786	0.1008	3.8746	3.9782	5.4562	281.1176	11.9800	37.9800	48.8100	0.9028		
09/01/2016	89.3541	0.1004	3.9675	4.0697	5.3613	281.3591	17.2100	37.8900	48.6600	0.8217		
10/01/2016	88.2257	0.1040	4.2527	4.3627	4.9777	281.6939	17.2100	37.8500	48.6300	0.7406		
11/01/2016	88.9061	0.0974	4.1319	4.2378	5.6890	281.6854	16.8000	37.9500	48.7100	0.6865		
12/01/2016	89.0359	0.0927	4.1807	4.2834	4.6573	281.7115	16.8000	37.7300	48.6100	0.6865		
13/01/2016	88.9230	0.0951	4.0238	4.1230	5.1279	282.2552	17.1000	37.7600	48.4100	0.4433		
14/01/2016	89.3123	0.0951	3.9869	4.0852	5.4027	280.3718	16.4000	37.9000	48.6900	0.4703		
15/01/2016	88.1263	0.1013	4.1523	4.2586	5.3905	276.8535	16.1000	37.3800	47.7600	0.4703		
16/01/2016	89.3288	0.1064	4.2376	4.3453	5.4556	280.0883	16.8000	37.8800	48.6600	0.4703		
17/01/2016	89.3406	0.1074	4.2728	4.3835	5.3778	280.5214	19.1100	37.8700	48.6500	0.4703		
18/01/2016	89.6302	0.1033	4.0900	4.1983	5.2320	281.1438	22.7300	37.9000	48.7100	0.4703		
19/01/2016	88.2330	0.1063	4.1013	4.2089	5.2241	281.1031	24.5400	37.2100	47.5800	0.4703		
20/01/2016	89.2071	0.1039	4.1572	4.2632	5.3138	281.0214	24.5400	37.8000	48.4700	0.4703		
21/01/2016	89.1902	0.1016	4.1990	4.3088	5.2570	280.9946	24.5400	37.8800	48.6500	0.4703		
22/01/2016	89.4194	0.1026	4.1890	4.2957	5.1638	280.9017	24.5400	37.8400	48.5900	0.4703		
23/01/2016	89.1955	0.0983	4.2560	4.3543	5.0328	281.0364	17.4100	37.7700	48.5800	0.4703		
24/01/2016	89.3794	0.1018	4.2055	4.3095	5.0792	281.1232	17.4100	37.7700	48.6100	0.4703		
25/01/2016	90.0701	0.1048	4.2298	4.3346	5.1605	281.5100	17.4100	37.8500	48.7000	0.4703		
26/01/2016	90.0701	0.1048	4.3220	4.4268	5.1605	281.5100	17.4100	37.8500	48.7000	0.4703		
27/01/2016	90.0701	0.1048	4.3220	4.4268	5.1605	281.5100	17.4100	37.8500	48.7000	0.4703		
28/01/2016	90.0701	0.1048	4.3220	4.4268	5.1605	281.5100	23.0300	37.8500	48.7000	0.4703		
29/01/2016	89.8109	0.0954	3.9263	4.0275	5.1519	277.6136	23.0300	37.8500	48.7000	0.4703		
30/01/2016	89.5638	0.0923	4.0775	4.1759	5.1542	278.2067	16.5000	37.8100	48.5800	0.4703		
31/01/2016	89.6173	0.1016	4.1391	4.2407	5.0095	278.2910	16.6000	37.8400	48.6700	0.4703		

*/ Los valores trimestrales se deberán reportar en los meses de enero, abril, julio y octubre de cada año, respecto del trimestre inmediato anterior.

Mínimo	87.6385	0.0834	3.8746	3.9782	4.6573	271.7946	11.9800	37.2100	47.5800	0.4433		
Promedio	89.1550	0.0993	4.1264	4.2302	5.2860	279.9694	18.3787	37.8300	48.5706	0.5802		
Máximo	90.0701	0.1074	4.3220	4.4268	6.0136	282.2552	24.5400	38.1000	48.8100	0.9028		
Desv. Est.	0.64777	0.00582	0.12155	0.12322	0.26394	2.59514	3.22051	0.16389	0.26484	0.15960		

Observaciones:	DATOS OBTENIDOS DE LOS ANALIZADORES PROPIEDAD DE GDF SUEZ											
----------------	---	--	--	--	--	--	--	--	--	--	--	--